# EDUCATION ESTIMATING CONFERENCE

## Public Schools Capital Outlay Full-Time Equivalent (COFTE) Enrollment

Statewide and Annual Differences

Adopted Forecast

Thursday, July 18, 2024

**District Summary**

| D# | District | 2020-21 | 2021-22 | 2022-23 | 2023-24 | 2024-25 | 2025-26 | 2026-27 | 2027-28 | 2028-29 | 2029-30 | 2030-31 | 2031-32 | 2032-33 | 2033-34 | 2034-35 |
|---|---|---|---|---|---|---|---|---|---|---|---|---|---|---|---|---|
| 1 | ALACHUA | 24,716.63 | 25,615.52 | 25,983.87 | 25,433.17 | 25,319.10 | 25,074.25 | 24,630.12 | 24,383.87 | 24,210.08 | 23,925.04 | 23,728.28 | 23,568.94 | 23,329.27 | 23,183.59 | 23,085.34 |
| 2 | BAKER | 4,697.17 | 4,680.35 | 4,792.44 | 4,696.82 | 4,609.43 | 4,559.27 | 4,515.77 | 4,496.09 | 4,500.88 | 4,488.74 | 4,464.44 | 4,474.40 | 4,458.60 | 4,457.62 | 4,456.92 |
| 3 | BAY | 18,711.09 | 20,270.46 | 21,435.66 | 21,800.84 | 22,260.48 | 22,569.21 | 22,769.76 | 22,907.18 | 23,277.82 | 23,508.14 | 23,659.60 | 23,818.82 | 23,658.73 | 23,313.67 | 23,031.42 |
| 4 | BRADFORD | 2,367.89 | 2,675.57 | 2,735.57 | 2,736.70 | 2,705.33 | 2,656.54 | 2,613.22 | 2,577.66 | 2,556.56 | 2,548.52 | 2,543.79 | 2,523.25 | 2,502.97 | 2,490.95 | 2,492.77 |
| 5 | BREVARD | 57,289.38 | 58,758.81 | 59,797.53 | 60,006.79 | 59,438.25 | 58,767.43 | 58,047.44 | 57,698.63 | 57,730.25 | 57,843.26 | 57,961.00 | 58,232.85 | 58,542.00 | 58,772.10 | 58,940.27 |
| 6 | BROWARD | 204,008.35 | 200,366.52 | 198,227.19 | 194,838.32 | 191,855.12 | 188,302.09 | 184,158.38 | 181,318.10 | 179,777.91 | 178,155.16 | 177,429.17 | 177,392.16 | 176,617.84 | 176,437.06 | 176,345.91 |
| 7 | CALHOUN | 1,882.88 | 1,982.56 | 2,011.89 | 1,963.98 | 1,942.36 | 1,926.04 | 1,898.94 | 1,876.28 | 1,840.36 | 1,825.67 | 1,808.47 | 1,782.62 | 1,765.70 | 1,738.58 | 1,713.42 |
| 8 | CHARLOTTE | 12,717.26 | 14,801.97 | 15,042.17 | 14,951.70 | 14,746.02 | 14,616.68 | 14,437.85 | 14,402.49 | 14,457.37 | 14,544.18 | 14,584.58 | 14,642.64 | 14,611.08 | 14,599.87 | 14,595.91 |
| 9 | CITRUS | 14,590.16 | 14,387.92 | 14,859.99 | 14,936.49 | 14,898.84 | 14,864.83 | 14,778.58 | 14,714.91 | 14,666.49 | 14,652.04 | 14,682.41 | 14,698.00 | 14,603.32 | 14,546.79 | 14,481.53 |
| 10 | CLAY | 33,084.61 | 34,948.74 | 35,783.45 | 35,510.43 | 35,677.05 | 35,617.20 | 35,546.20 | 35,577.93 | 35,641.40 | 35,718.07 | 35,865.60 | 35,987.06 | 36,009.05 | 35,958.34 | 35,915.60 |
| 11 | COLLIER | 41,336.44 | 41,648.70 | 41,999.27 | 42,354.99 | 42,259.46 | 42,026.67 | 41,651.21 | 41,604.66 | 41,800.45 | 41,981.45 | 42,238.35 | 42,594.54 | 42,886.12 | 43,181.24 | 43,441.19 |
| 12 | COLUMBIA | 8,791.50 | 8,611.43 | 8,714.76 | 8,540.28 | 8,487.02 | 8,421.26 | 8,316.64 | 8,205.23 | 8,112.77 | 8,048.80 | 8,010.66 | 7,902.38 | 7,824.06 | 7,734.37 | 7,640.57 |
| 13 | MIAMI-DADE | 243,172.45 | 234,573.86 | 237,993.26 | 235,454.15 | 229,750.96 | 223,183.08 | 215,615.63 | 209,462.84 | 204,989.59 | 200,600.08 | 197,678.00 | 196,084.10 | 194,543.97 | 193,856.79 | 193,032.82 |
| 14 | DESOTO | 4,310.30 | 4,382.36 | 4,354.97 | 4,092.20 | 4,064.29 | 4,027.46 | 3,971.93 | 3,939.47 | 3,893.57 | 3,814.67 | 3,805.10 | 3,805.22 | 3,767.45 | 3,769.93 | 3,762.58 |
| 15 | DIXIE | 1,821.51 | 1,907.78 | 1,845.24 | 1,823.47 | 1,856.70 | 1,880.72 | 1,898.07 | 1,908.78 | 1,918.25 | 1,928.11 | 1,924.34 | 1,913.56 | 1,896.00 | 1,883.98 | 1,884.62 |
| 16 | DUVAL | 102,479.93 | 100,273.38 | 99,909.03 | 99,079.84 | 97,486.52 | 96,041.06 | 94,596.17 | 93,274.79 | 92,762.98 | 92,440.40 | 92,405.82 | 92,502.72 | 92,582.56 | 92,933.73 | 93,368.21 |
| 17 | ESCAMBIA | 35,431.62 | 35,329.89 | 35,333.08 | 34,563.92 | 34,487.07 | 34,238.15 | 34,010.66 | 33,781.07 | 33,469.84 | 33,307.63 | 33,180.86 | 33,149.37 | 33,061.91 | 32,972.49 | 32,858.31 |
| 18 | FLAGLER | 10,626.51 | 11,536.33 | 11,993.77 | 12,147.92 | 12,242.64 | 12,287.48 | 12,353.08 | 12,532.02 | 12,714.65 | 12,930.00 | 13,168.93 | 13,438.11 | 13,677.67 | 13,871.93 | 14,096.01 |
| 19 | FRANKLIN | 784.07 | 800.45 | 778.14 | 784.39 | 779.01 | 765.39 | 759.97 | 748.51 | 748.79 | 749.65 | 745.92 | 745.14 | 741.47 | 741.49 | 750.97 |
| 20 | GADSDEN | 3,975.42 | 3,819.10 | 3,743.67 | 3,792.91 | 3,700.14 | 3,601.37 | 3,517.52 | 3,405.21 | 3,327.75 | 3,263.67 | 3,224.25 | 3,205.41 | 3,180.78 | 3,158.12 | 3,128.29 |
| 21 | GILCHRIST | 2,390.22 | 2,587.01 | 2,635.25 | 2,702.22 | 2,751.39 | 2,769.99 | 2,800.37 | 2,846.16 | 2,875.47 | 2,878.69 | 2,915.19 | 2,947.60 | 2,983.51 | 3,002.30 | 3,020.70 |
| 22 | GLADES | 1,418.91 | 1,365.62 | 1,429.69 | 1,398.63 | 1,412.47 | 1,420.62 | 1,402.31 | 1,433.66 | 1,431.79 | 1,434.22 | 1,430.79 | 1,441.21 | 1,431.53 | 1,428.67 | 1,436.43 |
| 23 | GULF | 1,773.97 | 1,845.85 | 1,849.93 | 1,826.87 | 1,814.97 | 1,843.81 | 1,805.82 | 1,810.74 | 1,811.24 | 1,795.69 | 1,782.42 | 1,774.16 | 1,745.89 | 1,727.97 | 1,709.87 |
| 24 | HAMILTON | 1,416.34 | 1,477.97 | 1,525.64 | 1,495.63 | 1,522.30 | 1,497.00 | 1,510.84 | 1,515.14 | 1,520.87 | 1,506.82 | 1,493.88 | 1,516.49 | 1,510.52 | 1,509.76 | 1,502.80 |
| 25 | HARDEE | 4,780.10 | 4,787.12 | 4,743.24 | 4,566.96 | 4,479.80 | 4,418.18 | 4,330.66 | 4,249.12 | 4,161.49 | 4,105.54 | 4,043.14 | 3,995.61 | 3,914.57 | 3,853.40 | 3,793.13 |
| 26 | HENDRY | 6,677.42 | 6,987.28 | 7,167.64 | 7,173.12 | 7,078.98 | 6,995.95 | 6,859.85 | 6,759.49 | 6,725.44 | 6,681.98 | 6,661.39 | 6,588.25 | 6,531.13 | 6,519.19 | 6,442.21 |
| 27 | HERNANDO | 20,463.58 | 22,603.94 | 23,217.00 | 23,052.77 | 22,899.55 | 22,990.60 | 22,978.42 | 23,041.85 | 23,095.57 | 23,194.61 | 23,390.21 | 23,542.76 | 23,777.17 | 23,908.82 | 23,961.35 |
| 28 | HIGHLANDS | 10,554.19 | 11,480.56 | 11,573.97 | 11,430.31 | 11,281.09 | 11,027.09 | 10,757.96 | 10,588.43 | 10,454.36 | 10,317.17 | 10,204.70 | 10,103.67 | 9,990.32 | 9,896.68 | 9,797.67 |
| 29 | HILLSBOROUGH | 179,191.02 | 181,058.46 | 182,944.67 | 181,405.68 | 179,820.90 | 177,463.45 | 174,854.57 | 173,125.22 | 172,478.58 | 171,173.30 | 171,524.60 | 171,602.45 | 171,840.03 | 172,981.12 | 174,195.90 |
| 30 | HOLMES | 2,656.86 | 2,964.79 | 2,937.19 | 2,948.48 | 2,901.93 | 2,873.43 | 2,855.70 | 2,838.55 | 2,835.26 | 2,830.97 | 2,816.30 | 2,793.98 | 2,751.72 | 2,715.70 | 2,666.47 |
| 31 | INDIAN RIVER | 13,840.10 | 14,263.81 | 14,439.04 | 14,134.12 | 14,042.38 | 13,973.73 | 13,934.92 | 13,908.18 | 13,925.60 | 13,917.13 | 13,954.62 | 14,042.38 | 14,103.59 | 14,168.43 | 14,211.85 |
| 32 | JACKSON | 5,634.21 | 5,545.53 | 5,607.26 | 5,635.38 | 5,515.54 | 5,470.16 | 5,361.68 | 5,336.38 | 5,321.82 | 5,286.48 | 5,240.22 | 5,210.99 | 5,160.98 | 5,104.10 | 5,048.23 |
| 33 | JEFFERSON | 673.49 | 667.87 | 701.71 | 688.07 | 701.37 | 702.20 | 696.51 | 700.65 | 694.72 | 683.63 | 672.69 | 665.65 | 655.49 | 643.17 | 631.72 |
| 34 | LAFAYETTE | 1,082.96 | 1,095.64 | 1,080.39 | 1,078.47 | 1,070.46 | 1,063.63 | 1,067.78 | 1,074.07 | 1,079.01 | 1,082.03 | 1,084.93 | 1,092.50 | 1,092.30 | 1,095.39 | 1,093.17 |
| 35 | LAKE | 35,177.59 | 39,818.27 | 40,907.12 | 41,225.62 | 41,594.05 | 41,684.32 | 41,467.97 | 41,695.81 | 42,286.82 | 42,905.62 | 43,733.05 | 44,563.23 | 45,510.87 | 46,508.94 | 47,453.28 |
| 36 | LEE | 77,685.28 | 81,771.21 | 83,833.43 | 84,196.54 | 85,100.47 | 85,614.14 | 86,148.71 | 87,286.20 | 88,648.22 | 90,009.88 | 91,634.11 | 93,407.98 | 94,276.05 | 95,686.13 | 97,179.74 |
| 37 | LEON | 29,453.33 | 29,072.71 | 29,313.74 | 29,200.99 | 29,272.80 | 29,207.07 | 29,005.88 | 28,830.98 | 28,699.39 | 28,528.69 | 28,404.00 | 28,253.05 | 28,137.69 | 28,016.39 | 27,825.17 |
| 38 | LEVY | 4,912.89 | 5,024.22 | 5,145.64 | 5,111.26 | 5,098.67 | 5,051.83 | 5,029.57 | 4,991.38 | 4,996.85 | 5,003.02 | 4,998.67 | 4,973.57 | 4,927.92 | 4,865.95 | 4,813.58 |
| 39 | LIBERTY | 1,116.76 | 1,175.45 | 1,197.35 | 1,193.21 | 1,175.61 | 1,180.87 | 1,157.83 | 1,172.93 | 1,161.65 | 1,162.57 | 1,163.85 | 1,157.73 | 1,151.31 | 1,146.45 | 1,133.52 |
| 40 | MADISON | 1,804.54 | 1,750.35 | 1,714.89 | 1,652.08 | 1,623.75 | 1,607.41 | 1,558.35 | 1,508.50 | 1,479.89 | 1,445.47 | 1,414.62 | 1,388.11 | 1,376.55 | 1,366.08 | 1,360.51 |
| 41 | MANATEE | 40,968.53 | 41,473.76 | 41,584.52 | 41,718.70 | 41,102.81 | 40,555.01 | 40,185.93 | 40,205.45 | 40,510.05 | 41,142.31 | 41,701.27 | 42,208.99 | 42,618.24 | 43,134.61 | 43,697.47 |
| 42 | MARION | 38,911.31 | 40,532.67 | 41,660.79 | 42,310.40 | 42,625.86 | 42,746.12 | 42,592.76 | 42,554.41 | 42,710.42 | 42,710.12 | 43,088.71 | 43,270.94 | 43,295.43 | 43,369.80 | 43,355.51 |
| 43 | MARTIN | 16,081.77 | 16,200.36 | 16,149.82 | 15,907.09 | 15,706.40 | 15,308.66 | 15,014.14 | 14,813.03 | 14,715.30 | 14,614.31 | 14,660.77 | 14,831.53 | 14,840.79 | 14,995.31 | 15,176.95 |
| 44 | MONROE | 6,804.38 | 7,277.99 | 7,329.74 | 7,226.80 | 7,295.29 | 7,318.11 | 7,339.17 | 7,439.12 | 7,505.37 | 7,549.50 | 7,580.71 | 7,654.71 | 7,686.89 | 7,732.28 | 7,783.85 |
| 45 | NASSAU | 11,325.71 | 11,922.50 | 12,346.20 | 12,375.25 | 12,554.55 | 12,709.41 | 12,878.51 | 13,050.19 | 13,214.08 | 13,350.38 | 13,482.79 | 13,563.10 | 13,667.34 | 13,736.09 | 13,677.74 |
| 46 | OKALOOSA | 28,967.26 | 28,692.15 | 28,798.61 | 28,318.59 | 28,673.82 | 28,871.37 | 29,046.50 | 29,228.02 | 29,384.16 | 29,462.57 | 29,592.49 | 29,789.97 | 29,875.62 | 30,028.45 | 30,211.46 |
| 47 | OKEECHOBEE | 5,365.31 | 5,895.58 | 6,029.99 | 6,038.16 | 6,034.15 | 5,986.93 | 5,950.57 | 5,943.04 | 5,945.02 | 5,916.00 | 5,907.28 | 5,904.47 | 5,862.55 | 5,832.25 | 5,801.25 |
| 48 | ORANGE | 173,208.34 | 177,981.97 | 182,439.73 | 181,109.22 | 180,737.52 | 179,892.62 | 178,459.45 | 178,310.40 | 178,914.27 | 178,911.76 | 179,859.85 | 180,949.84 | 181,491.28 | 182,805.59 | 184,227.15 |
| 49 | OSCEOLA | 50,353.12 | 53,180.96 | 53,968.44 | 53,356.56 | 52,954.20 | 52,504.32 | 52,002.57 | 51,736.46 | 51,972.49 | 52,307.05 | 52,904.90 | 53,783.39 | 54,706.36 | 55,773.19 | 57,016.10 |
| 50 | PALM BEACH | 156,018.85 | 163,790.79 | 164,948.34 | 166,186.72 | 166,095.52 | 165,731.71 | 164,779.10 | 165,000.90 | 165,691.19 | 166,189.82 | 167,453.68 | 168,703.42 | 169,485.79 | 170,165.95 | 171,207.38 |
| 51 | PASCO | 64,608.21 | 69,439.38 | 71,869.93 | 72,637.62 | 73,105.30 | 73,159.86 | 73,107.60 | 73,486.67 | 74,358.88 | 75,143.82 | 76,410.36 | 77,358.38 | 78,139.81 | 79,139.92 | 80,043.66 |
| 52 | PINELLAS | 83,824.64 | 82,846.44 | 81,209.00 | 78,470.18 | 76,958.49 | 75,049.26 | 72,901.36 | 71,400.70 | 70,588.15 | 69,790.37 | 69,169.48 | 68,565.94 | 67,733.66 | 67,019.25 | 66,347.60 |
| 53 | POLK | 91,843.78 | 97,293.23 | 100,312.17 | 101,476.63 | 101,552.53 | 101,972.55 | 102,219.21 | 102,836.25 | 103,978.36 | 104,949.07 | 106,535.66 | 108,725.99 | 110,476.78 | 112,452.90 | 114,330.84 |
| 54 | PUTNAM | 9,286.33 | 9,272.27 | 9,396.81 | 9,339.71 | 9,215.58 | 9,112.02 | 9,012.82 | 8,925.48 | 8,916.17 | 8,881.50 | 8,869.81 | 8,831.44 | 8,766.20 | 8,692.23 | 8,602.84 |
| 55 | ST. JOHNS | 42,322.41 | 45,662.80 | 47,916.68 | 49,136.75 | 50,191.87 | 50,831.52 | 51,482.96 | 52,486.30 | 54,186.95 | 55,945.42 | 57,633.27 | 59,363.86 | 60,984.55 | 62,684.52 | 64,317.43 |
| 56 | ST. LUCIE | 34,224.90 | 35,713.96 | 37,051.35 | 37,728.26 | 39,314.53 | 39,221.88 | 39,124.52 | 39,479.90 | 39,869.84 | 40,102.24 | 40,619.10 | 41,327.83 | 41,931.46 | 42,573.38 | 43,194.00 |
| 57 | SANTA ROSA | 24,974.75 | 27,605.62 | 28,141.07 | 27,992.99 | 28,276.49 | 28,375.09 | 28,460.52 | 28,710.22 | 29,003.07 | 29,267.59 | 29,509.37 | 29,830.17 | 30,171.93 | 30,461.50 | 30,675.89 |
| 58 | SARASOTA | 35,178.36 | 36,433.86 | 37,287.81 | 37,231.98 | 37,197.11 | 37,137.41 | 37,104.56 | 37,107.77 | 37,137.19 | 36,996.07 | 37,015.21 | 37,102.05 | 37,108.21 | 37,250.79 | 37,363.69 |
| 59 | SEMINOLE | 53,655.72 | 60,096.97 | 60,791.69 | 59,594.71 | 59,435.05 | 59,097.57 | 58,298.11 | 57,976.04 | 58,057.14 | 58,131.10 | 58,369.90 | 58,517.00 | 58,462.67 | 58,584.79 | 58,729.44 |
| 60 | SUMTER | 4,977.85 | 5,273.55 | 5,648.88 | 5,549.58 | 5,614.59 | 5,566.07 | 5,567.75 | 5,608.76 | 5,634.93 | 5,689.30 | 5,753.89 | 5,826.86 | 5,923.74 | 6,007.43 | 6,099.23 |
| 61 | SUWANNEE | 5,309.64 | 5,449.63 | 5,592.89 | 5,629.55 | 5,591.16 | 5,565.25 | 5,515.75 | 5,456.37 | 5,441.78 | 5,395.60 | 5,366.84 | 5,319.75 | 5,271.85 | 5,229.24 | 5,183.22 |
| 62 | TAYLOR | 2,528.53 | 2,500.53 | 2,531.02 | 2,468.56 | 2,458.36 | 2,436.24 | 2,386.12 | 2,342.31 | 2,303.13 | 2,267.67 | 2,244.33 | 2,211.09 | 2,180.75 | 2,129.93 | 2,077.85 |
| 63 | UNION | 2,115.21 | 2,178.52 | 2,174.56 | 2,157.35 | 2,176.90 | 2,185.90 | 2,196.63 | 2,200.05 | 2,218.83 | 2,224.94 | 2,215.25 | 2,191.27 | 2,163.71 | 2,142.92 | 2,121.30 |
| 64 | VOLUSIA | 49,690.31 | 55,641.72 | 57,027.53 | 56,085.36 | 55,793.01 | 55,197.75 | 54,669.43 | 54,478.25 | 54,490.99 | 54,543.89 | 54,700.75 | 54,757.26 | 54,805.20 | 54,973.30 | 55,089.99 |
| 65 | WAKULLA | 4,676.75 | 4,787.73 | 4,871.35 | 4,812.96 | 4,886.61 | 4,934.99 | 4,973.31 | 5,032.56 | 5,124.82 | 5,181.25 | 5,220.82 | 5,288.09 | 5,315.41 | 5,305.81 | 5,303.31 |
| 66 | WALTON | 8,972.56 | 10,015.18 | 10,369.94 | 10,585.32 | 10,856.19 | 11,108.23 | 11,369.95 | 11,656.57 | 11,794.10 | 11,986.69 | 12,222.42 | 12,468.05 | 12,715.63 | 12,989.26 | 13,257.24 |
| 67 | WASHINGTON | 3,224.01 | 3,165.78 | 3,076.31 | 3,055.26 | 3,123.67 | 3,180.90 | 3,190.08 | 3,247.95 | 3,289.75 | 3,318.60 | 3,346.15 | 3,353.74 | 3,351.25 | 3,351.12 | 3,349.40 |
| 69 | FAMU | 607.08 | 602.10 | 600.13 | 552.87 | 552.87 | 552.87 | 552.87 | 552.87 | 552.87 | 552.87 | 552.87 | 552.87 | 552.87 | 552.87 | 552.87 |
| 70 | FAU PB | 753.15 | 766.69 | 778.45 | 780.35 | 780.35 | 780.35 | 780.35 | 780.35 | 780.35 | 780.35 | 780.35 | 780.35 | 780.35 | 780.35 | 780.35 |
| 71 | FAU STL | 1,432.91 | 1,425.44 | 1,458.46 | 1,504.71 | - | - | - | - | - | - | - | - | - | - | - |
| 72 | FSU Brow | 698.69 | 697.99 | 699.02 | 699.52 | 699.52 | 699.52 | 699.52 | 699.52 | 699.52 | 699.52 | 699.52 | 699.52 | 699.52 | 699.52 | 699.52 |
| 73 | FSU Leon | 1,783.12 | 1,791.67 | 1,825.67 | 1,824.51 | 1,824.51 | 1,824.51 | 1,824.51 | 1,824.51 | 1,824.51 | 1,824.51 | 1,824.51 | 1,824.51 | 1,824.51 | 1,824.51 | 1,824.51 |
| 74 | UF | 1,184.27 | 1,204.89 | 1,242.23 | 1,306.34 | 1,306.34 | 1,306.34 | 1,306.34 | 1,306.34 | 1,306.34 | 1,306.34 | 1,306.34 | 1,306.34 | 1,306.34 | 1,306.34 | 1,306.34 |
| 75 | FLVS | - | - | - | - | - | - | - | - | - | - | - | - | - | - | - |
| 76 | FSU BAY | - | - | - | - | - | - | - | - | - | - | - | - | - | - | - |
| 77 | TCC | - | - | - | - | - | - | - | - | - | - | - | - | - | - | - |
| 99 | *Florida* | *2285376.69* | *2345530.04* | *2378428.87* | *2366794.28* | *2,354,415.42* | *2,335,202.00* | *2,310,665.81* | *2,299,405.92* | *2,300,201.82* | *2,299,349.32* | *2,308,271.60* | *2,320,385.38* | *2,327,326.38* | *2,339,472.68* | *2,351,705.34* |

**Annual Differences Summary: Elementary PK through Grade 5**

| D# | District | 2023-24 | 2024-25 | 2025-26 | 2026-27 | 2027-28 | 2028-29 | 2029-30 | 2030-31 | 2031-32 | 2032-33 | 2033-34 | 2034-35 |
|---|---|---|---|---|---|---|---|---|---|---|---|---|---|
| 1 | ALACHUA | (250.78) | (185.32) | (299.41) | (338.17) | (180.81) | (110.60) | (30.84) | 27.23 | 30.07 | 182.53 | 74.32 | 54.93 |
| 2 | BAKER | (65.62) | (4.09) | (14.50) | (24.17) | (10.92) | (1.48) | 11.57 | 26.06 | 2.80 | 22.98 | 13.05 | 8.68 |
| 3 | BAY | 350.97 | 56.65 | (231.77) | (232.49) | (71.15) | 82.30 | (2.57) | 182.59 | 186.87 | 85.87 | 8.40 | 1.32 |
| 4 | BRADFORD | 18.63 | (28.93) | (33.46) | (20.33) | (1.90) | (6.87) | 3.59 | (2.05) | (1.07) | 2.07 | 3.41 | 4.62 |
| 5 | BREVARD | 481.10 | 214.86 | 2.91 | (207.21) | 1.72 | 51.89 | 98.19 | 111.91 | 299.29 | 402.57 | 190.95 | 91.16 |
| 6 | BROWARD | (1,237.69) | (775.93) | (1,979.43) | (1,871.21) | (980.42) | (314.34) | 172.83 | 613.49 | 1,239.70 | 1,936.05 | 1,411.54 | 582.11 |
| 7 | CALHOUN | (23.43) | (22.96) | 7.14 | (11.15) | (8.41) | (23.85) | (18.85) | (0.35) | (11.32) | (11.52) | (10.80) | (5.76) |
| 8 | CHARLOTTE | (89.66) | (64.29) | (98.75) | (88.78) | (53.88) | (29.01) | 61.39 | 137.72 | 85.84 | 99.59 | 63.60 | 57.43 |
| 9 | CITRUS | 33.81 | 4.52 | (68.99) | (78.35) | (108.65) | (72.62) | (32.65) | 42.98 | (10.91) | 39.37 | 62.22 | 39.99 |
| 10 | CLAY | (18.33) | 24.28 | (170.56) | (207.93) | (135.68) | (55.12) | 34.67 | 122.39 | 263.84 | 238.63 | 153.87 | 107.24 |
| 11 | COLLIER | 216.24 | 64.96 | (74.53) | (126.29) | 64.97 | 249.49 | 315.82 | 325.42 | 386.31 | 467.37 | 195.76 | 165.82 |
| 12 | COLUMBIA | (37.80) | (107.33) | (54.71) | (93.83) | (114.50) | (103.57) | (60.51) | (24.86) | (11.67) | 3.67 | 12.25 | 11.95 |
| 13 | MIAMI-DADE | (864.67) | (2,297.85) | (3,150.09) | (2,795.57) | (1,864.16) | (1,163.68) | (390.19) | 170.60 | 1,047.39 | 1,968.00 | 860.29 | 820.72 |
| 14 | DESOTO | (99.35) | 26.09 | (53.30) | 18.06 | 17.27 | (13.41) | (2.50) | (10.48) | (3.09) | 1.50 | (17.91) | (7.07) |
| 15 | DIXIE | 12.67 | (2.36) | (13.43) | 0.86 | 10.15 | 11.12 | 8.79 | 5.61 | (0.34) | (12.68) | (10.06) | (0.45) |
| 16 | DUVAL | (663.50) | (563.47) | (979.58) | (548.09) | (577.65) | (108.73) | 419.31 | 466.62 | 702.63 | 898.41 | 853.45 | 741.39 |
| 17 | ESCAMBIA | (292.46) | 172.96 | (65.23) | (92.15) | (127.06) | (234.86) | (89.56) | (108.02) | (48.30) | 14.64 | 8.15 | 50.12 |
| 18 | FLAGLER | 112.60 | 170.92 | 97.34 | 4.25 | 161.84 | 180.63 | 124.97 | 76.22 | 130.36 | 179.91 | 42.27 | 58.66 |
| 19 | FRANKLIN | 23.83 | 5.22 | (16.23) | (5.80) | 5.54 | 5.26 | 7.44 | 0.74 | 5.15 | 3.49 | 8.49 | 8.01 |
| 20 | GADSDEN | 28.66 | 22.22 | (9.59) | 4.31 | (38.27) | (33.01) | (28.81) | (27.98) | (21.01) | (21.00) | (9.61) | (18.85) |
| 21 | GILCHRIST | 37.13 | 48.74 | 27.72 | 4.06 | 38.68 | 21.51 | 17.67 | (13.26) | 5.22 | 9.60 | (16.52) | (18.31) |
| 22 | GLADES | (17.96) | (2.07) | (4.74) | (15.76) | 24.27 | 6.99 | (9.03) | 17.02 | 2.66 | 7.26 | (8.91) | (11.34) |
| 23 | GULF | (21.65) | (3.51) | (12.37) | (15.41) | (20.06) | (6.06) | 6.55 | (3.90) | (19.39) | (0.31) | 3.07 | (0.18) |
| 24 | HAMILTON | (5.30) | 56.10 | (2.59) | 12.49 | 11.98 | 6.39 | (2.07) | (13.73) | (4.73) | (4.56) | (14.02) | (11.79) |
| 25 | HARDEE | (80.51) | (42.08) | (79.96) | (54.09) | (52.77) | (19.64) | (20.23) | 2.47 | (17.99) | (12.91) | (22.79) | (21.27) |
| 26 | HENDRY | 84.19 | (45.59) | (49.19) | (36.04) | (72.63) | (19.98) | (30.80) | (40.33) | (10.30) | 27.05 | (5.19) | (7.74) |
| 27 | HERNANDO | 24.11 | (41.63) | 192.94 | 14.60 | (26.87) | 20.85 | 111.68 | 169.75 | 110.48 | 181.58 | 117.16 | 76.73 |
| 28 | HIGHLANDS | (39.02) | (74.04) | (155.15) | (112.25) | (95.68) | (92.44) | (50.20) | (21.29) | 21.85 | 30.89 | (19.14) | (13.88) |
| 29 | HILLSBOROUGH | (431.15) | (1,419.67) | (1,658.44) | (707.09) | (385.88) | 324.10 | 951.73 | 1,277.56 | 1,688.04 | 1,867.28 | 1,623.07 | 1,502.67 |
| 30 | HOLMES | (29.57) | (9.47) | (38.98) | (6.94) | (51.85) | (21.59) | (9.44) | 0.58 | (5.77) | (19.56) | (10.92) | (7.53) |
| 31 | INDIAN RIVER | (46.44) | 52.13 | (88.54) | (66.21) | (84.87) | 42.76 | 34.58 | 64.33 | 114.05 | 133.15 | 107.52 | 87.68 |
| 32 | JACKSON | (15.68) | (25.31) | (54.99) | (90.15) | (26.57) | (25.41) | (41.14) | (8.96) | (7.00) | 11.05 | (12.76) | (28.41) |
| 33 | JEFFERSON | (5.98) | 3.49 | (8.61) | (5.91) | 0.43 | (8.06) | 0.82 | 2.14 | 0.70 | (1.54) | (4.80) | (4.32) |
| 34 | LAFAYETTE | 10.05 | 5.40 | (1.38) | 16.79 | 14.94 | 0.50 | (2.02) | 5.25 | (0.16) | (6.86) | (17.53) | (10.29) |
| 35 | LAKE | 328.34 | 133.11 | 180.46 | 204.33 | 307.30 | 593.09 | 671.48 | 645.35 | 749.13 | 811.15 | 640.62 | 448.81 |
| 36 | LEE | 410.25 | 872.91 | (425.80) | 178.08 | 698.72 | 802.14 | 953.62 | 912.32 | 1,219.54 | 1,199.42 | 720.95 | 647.67 |
| 37 | LEON | 15.06 | (62.29) | (91.02) | (197.56) | (295.91) | (202.77) | (32.57) | (84.00) | 23.59 | 96.57 | 98.18 | 104.09 |
| 38 | LEVY | (11.32) | (17.85) | (60.33) | (75.07) | (77.30) | (38.40) | (24.88) | (10.46) | 5.03 | 6.52 | 23.52 | 9.19 |
| 39 | LIBERTY | (4.07) | 0.47 | 26.52 | (3.79) | 13.84 | (3.31) | 4.59 | (3.60) | (23.60) | (5.92) | (23.16) | (16.66) |
| 40 | MADISON | (53.67) | (23.21) | 10.67 | (18.78) | (14.89) | (6.20) | 0.16 | (5.89) | (13.85) | (4.72) | 3.64 | 5.64 |
| 41 | MANATEE | 74.16 | (4.35) | (237.31) | (0.03) | 252.42 | 351.17 | 431.45 | 482.00 | 593.70 | 549.51 | 319.39 | 339.30 |
| 42 | MARION | 744.63 | 91.52 | (163.57) | (34.30) | (89.77) | (9.40) | 154.78 | 112.08 | 203.94 | 176.00 | 98.72 | 90.91 |
| 43 | MARTIN | (114.68) | 15.60 | (289.76) | (79.71) | (44.39) | 14.61 | 128.44 | 175.17 | 225.96 | 212.74 | 177.72 | 161.72 |
| 44 | MONROE | (86.93) | 51.93 | 13.10 | 33.06 | 93.89 | 77.59 | 35.62 | 48.09 | 38.11 | 40.89 | (15.06) | (27.09) |
| 45 | NASSAU | 57.58 | 12.74 | 48.63 | 2.92 | (108.68) | (26.37) | 7.88 | 68.62 | 101.00 | 113.30 | 58.16 | 76.15 |
| 46 | OKALOOSA | (141.43) | 154.60 | (200.01) | 15.18 | (30.24) | (13.79) | 57.67 | 72.70 | 145.11 | 144.55 | 195.51 | 165.66 |
| 47 | OKEECHOBEE | 21.15 | 18.60 | (59.71) | (5.05) | 9.31 | (54.31) | (17.66) | (3.43) | 5.70 | (1.55) | (29.90) | (8.58) |
| 48 | ORANGE | (426.19) | (155.57) | (1,398.51) | (1,143.47) | (411.59) | 65.73 | 524.56 | 1,169.03 | 1,745.49 | 2,513.11 | 1,725.33 | 1,615.70 |
| 49 | OSCEOLA | (239.93) | (274.05) | (254.50) | (140.21) | 75.47 | 567.21 | 809.72 | 1,092.80 | 1,152.91 | 1,190.99 | 1,063.87 | 937.40 |
| 50 | PALM BEACH | 1,176.72 | 198.90 | (629.48) | (1,092.54) | 186.92 | 574.75 | 719.80 | 1,170.33 | 1,562.53 | 2,003.14 | 1,115.27 | 833.51 |
| 51 | PASCO | 423.80 | 126.83 | (273.46) | 38.47 | 245.93 | 572.30 | 789.32 | 955.96 | 1,197.24 | 1,145.13 | 724.52 | 576.05 |
| 52 | PINELLAS | (1,133.41) | (386.77) | (925.26) | (914.35) | (721.39) | (572.20) | (364.69) | (220.56) | 34.34 | 221.95 | 60.08 | 79.39 |
| 53 | POLK | 451.94 | 983.42 | 70.88 | 787.32 | 836.43 | 1,116.76 | 1,392.96 | 1,440.42 | 1,452.59 | 1,390.36 | 1,084.71 | 828.40 |
| 54 | PUTNAM | 55.13 | (39.72) | (40.29) | (40.64) | (89.52) | (60.48) | (22.91) | (3.72) | (20.73) | (21.29) | (19.26) | (19.13) |
| 55 | ST. JOHNS | 308.95 | 171.41 | (54.19) | 41.93 | 158.07 | 736.56 | 858.40 | 1,160.74 | 1,316.01 | 1,339.14 | 1,018.87 | 785.32 |
| 56 | ST. LUCIE | 460.95 | 1,195.41 | 38.43 | 117.08 | 478.75 | 520.73 | 447.12 | 522.03 | 588.42 | 583.97 | 182.24 | 147.34 |
| 57 | SANTA ROSA | (198.87) | 109.93 | 46.38 | 18.46 | (6.00) | 81.56 | 163.52 | 222.77 | 350.64 | 330.34 | 233.86 | 221.98 |
| 58 | SARASOTA | (68.29) | (11.87) | (233.28) | 16.70 | 81.12 | 73.71 | 150.75 | 136.92 | 276.82 | 282.73 | 144.57 | 124.40 |
| 59 | SEMINOLE | (653.27) | (183.98) | (471.35) | (417.52) | (186.51) | (25.43) | 139.23 | 278.79 | 332.38 | 628.01 | 321.49 | 292.93 |
| 60 | SUMTER | (48.58) | 20.86 | 3.49 | 1.77 | 24.08 | 2.11 | 56.97 | 60.03 | 98.30 | 80.63 | 69.93 | 72.61 |
| 61 | SUWANNEE | 19.79 | (59.32) | (34.19) | (43.86) | (38.23) | (46.43) | (24.92) | 10.48 | (0.19) | 10.33 | (0.05) | 7.77 |
| 62 | TAYLOR | (8.46) | 0.83 | 1.72 | (49.07) | (42.85) | (37.91) | (34.21) | (28.04) | (14.68) | (8.24) | (17.54) | (11.77) |
| 63 | UNION | (33.58) | (24.30) | (18.21) | (18.49) | (39.59) | 11.60 | (12.19) | (5.14) | (15.16) | (4.44) | 7.07 | (2.54) |
| 64 | VOLUSIA | (191.18) | (278.59) | (279.66) | (103.41) | (214.79) | (82.27) | 107.61 | 262.18 | 322.37 | 365.17 | 289.99 | 199.54 |
| 65 | WAKULLA | (32.70) | 80.23 | 17.10 | (27.09) | 16.79 | (8.35) | 11.44 | 9.27 | 24.25 | 29.11 | (0.77) | 0.98 |
| 66 | WALTON | 89.71 | 136.45 | 113.80 | 135.54 | 107.64 | 91.04 | 156.74 | 175.45 | 199.80 | 203.06 | 191.18 | 171.66 |
| 67 | WASHINGTON | 57.79 | 50.70 | 33.75 | (10.09) | 43.23 | (0.47) | (4.36) | (34.25) | (33.39) | 5.07 | (25.34) | (20.38) |
| 69 | FAMU | (40.54) | - | - | - | - | - | - | - | - | - | - | - |
| 70 | FAU PB | 5.00 | - | - | - | - | - | - | - | - | - | - | - |
| 72 | FSU Brow | 0.50 | - | - | - | - | - | - | - | - | - | - | - |
| 73 | FSU Leon | 1.50 | - | - | - | - | - | - | - | - | - | - | - |
| 74 | UF | 27.29 | - | - | - | - | - | - | - | - | - | - | - |
| 75 | FLVS | - | - | - | - | - | - | - | - | - | - | - | - |
| 76 | FSU BAY | - | - | - | - | - | - | - | - | - | - | - | - |
| 77 | TCC | - | - | - | - | - | - | - | - | - | - | - | - |
| 99 | *Florida* | *(1,624.92)* | *(2,849.78)* | *(14,675.41)* | *(10,600.14)* | *(3,520.59)* | *3,604.03* | *9,795.63* | *14,357.91* | *19,993.50* | *24,350.30* | *16,070.19* | *13,142.01* |

Growth is the difference between the current year and the previous year
In this table, Florida is the sum of the districts.

**Annual Differences Summary: Middle Grade 6 through Grade 8**

| D# | District | *2023-24* | *2024-25* | *2025-26* | *2026-27* | *2027-28* | *2028-29* | *2029-30* | *2030-31* | *2031-32* | *2032-33* | *2033-34* | *2034-35* |
|---|---|---|---|---|---|---|---|---|---|---|---|---|---|
| 1 | ALACHUA | (155.79) | 0.58 | (6.34) | 3.59 | 4.86 | (183.54) | (160.98) | (187.39) | (114.80) | (183.53) | (13.20) | (47.75) |
| 2 | BAKER | (7.25) | (7.61) | 18.32 | (27.08) | 27.87 | (20.59) | (17.44) | (34.76) | (2.08) | (5.68) | 15.69 | (6.28) |
| 3 | BAY | (88.04) | 7.25 | 200.74 | 255.01 | 192.98 | (40.96) | (91.50) | (190.81) | (169.75) | (142.73) | 88.70 | 59.53 |
| 4 | BRADFORD | (25.85) | 10.31 | 24.30 | 16.71 | (26.14) | (22.42) | (22.69) | (1.97) | (2.43) | 1.80 | (1.38) | (7.05) |
| 5 | BREVARD | (263.65) | (66.77) | (139.78) | (67.51) | 226.49 | 144.00 | (15.82) | (17.87) | (136.22) | (199.35) | (15.84) | 44.14 |
| 6 | BROWARD | (1,439.70) | (971.97) | (345.26) | (188.68) | 293.97 | (923.90) | (703.71) | (940.91) | (996.47) | (1,263.10) | (387.08) | 333.58 |
| 7 | CALHOUN | (31.55) | (15.81) | (1.32) | 8.19 | (2.99) | 15.79 | (1.93) | (19.57) | (16.20) | (10.85) | 8.00 | (9.20) |
| 8 | CHARLOTTE | (29.38) | 31.71 | 145.42 | 59.67 | 80.29 | (43.63) | (88.56) | (153.26) | (70.51) | (13.20) | 90.40 | 15.06 |
| 9 | CITRUS | (74.65) | (67.43) | 96.05 | 107.53 | 102.84 | (48.10) | (25.44) | (107.42) | (42.58) | (67.44) | (23.74) | (68.73) |
| 10 | CLAY | (143.75) | (31.56) | 80.11 | 233.19 | 209.10 | 37.53 | (145.27) | (205.18) | (263.59) | (132.59) | 18.97 | 174.47 |
| 11 | COLLIER | (67.77) | (48.48) | (42.28) | 2.81 | 221.17 | (74.60) | (111.54) | (180.52) | (34.21) | (54.69) | 196.30 | 260.11 |
| 12 | COLUMBIA | (118.58) | 29.76 | 23.02 | 76.96 | 1.94 | 30.75 | (34.90) | (83.30) | (87.70) | (58.06) | (32.03) | (59.06) |
| 13 | MIAMI-DADE | (2,275.17) | (2,234.51) | (2,136.05) | (1,771.73) | (381.66) | (1,197.07) | (934.10) | (1,579.23) | (1,590.29) | (1,594.61) | (152.96) | 499.46 |
| 14 | DESOTO | (143.78) | (70.58) | (51.62) | (18.72) | 22.35 | (30.02) | 14.12 | 2.62 | (17.52) | (4.94) | 10.65 | (7.87) |
| 15 | DIXIE | (28.48) | 21.85 | 33.53 | 13.79 | (10.46) | (31.47) | (20.09) | (1.95) | 11.73 | 18.15 | 13.16 | (8.12) |
| 16 | DUVAL | (889.70) | 116.47 | 108.03 | (68.14) | 21.49 | (477.63) | (454.11) | (479.06) | (369.24) | (146.31) | (47.92) | (204.03) |
| 17 | ESCAMBIA | (298.01) | (370.31) | 27.29 | 5.95 | 195.48 | 103.44 | (16.94) | (56.02) | (147.28) | (76.16) | (69.85) | (82.67) |
| 18 | FLAGLER | (26.89) | (47.20) | 6.92 | 90.19 | 89.00 | 4.63 | 3.57 | 104.47 | 103.18 | (8.77) | 66.96 | 100.06 |
| 19 | FRANKLIN | (18.44) | (5.41) | 9.14 | 11.17 | (11.73) | (14.14) | (14.32) | 7.91 | 3.93 | 6.28 | (2.98) | (13.73) |
| 20 | GADSDEN | (42.10) | (79.63) | (53.87) | (22.67) | 18.73 | 6.67 | 8.85 | (3.19) | (9.87) | (7.11) | (19.01) | (8.09) |
| 21 | GILCHRIST | 9.22 | (11.72) | (50.51) | 25.37 | 14.74 | 24.61 | (2.99) | 29.33 | 9.78 | 10.39 | 8.08 | 16.68 |
| 22 | GLADES | (18.62) | (27.88) | 12.58 | (4.45) | 3.96 | (9.55) | 2.35 | (2.78) | (3.58) | (20.59) | 22.38 | 12.26 |
| 23 | GULF | 15.40 | 4.36 | 8.13 | (3.24) | 2.94 | (20.89) | (17.29) | (7.40) | 14.03 | 5.47 | (11.31) | (29.43) |
| 24 | HAMILTON | (29.52) | (42.04) | (13.31) | (15.06) | 34.58 | 0.60 | 9.86 | 12.01 | (0.10) | (1.24) | 0.22 | (11.11) |
| 25 | HARDEE | (40.49) | (89.99) | 51.58 | (0.14) | 36.41 | (66.02) | (39.22) | (70.97) | (14.37) | (11.06) | 19.14 | (3.47) |
| 26 | HENDRY | (68.35) | 35.17 | 15.58 | (15.96) | 9.07 | (29.30) | 22.43 | (31.71) | (17.39) | (59.52) | (33.62) | (11.95) |
| 27 | HERNANDO | (196.87) | 10.62 | (143.08) | 54.81 | 79.34 | 183.33 | 31.81 | (123.53) | (38.34) | (34.96) | 70.81 | (3.32) |
| 28 | HIGHLANDS | (153.92) | (27.31) | (7.34) | 1.05 | 48.16 | (22.10) | (43.06) | (107.61) | (121.01) | (79.22) | (0.74) | 8.56 |
| 29 | HILLSBOROUGH | (1,209.52) | 359.23 | (872.70) | (95.87) | (452.23) | (1,077.48) | (527.51) | (713.73) | (472.25) | (118.37) | 336.57 | 649.71 |
| 30 | HOLMES | 10.36 | 2.20 | 43.45 | 17.52 | 43.53 | (16.50) | (15.59) | (55.31) | (23.43) | 4.02 | 6.97 | (11.34) |
| 31 | INDIAN RIVER | (110.64) | (44.51) | (37.91) | 7.20 | 125.82 | (56.40) | (8.91) | (69.08) | (23.74) | (54.54) | (14.20) | (12.19) |
| 32 | JACKSON | 27.14 | (20.49) | 27.30 | 16.82 | 38.80 | (9.15) | (18.18) | (49.11) | (39.63) | (54.71) | (5.96) | (2.72) |
| 33 | JEFFERSON | 21.00 | (17.58) | (2.83) | 4.85 | 7.49 | 3.30 | (9.59) | (9.56) | (12.37) | (2.63) | 3.69 | (7.56) |
| 34 | LAFAYETTE | (21.22) | (12.96) | 5.81 | (7.59) | 11.80 | 1.76 | 7.99 | (5.69) | (3.79) | 5.03 | 19.83 | 4.57 |
| 35 | LAKE | (136.25) | 84.21 | (150.18) | 12.06 | 35.42 | 30.27 | 74.76 | 70.74 | 117.59 | 81.69 | 181.19 | 435.01 |
| 36 | LEE | (155.27) | (175.72) | 771.54 | 512.15 | 661.06 | (512.78) | 10.26 | 216.67 | 11.32 | 94.97 | 476.94 | 758.74 |
| 37 | LEON | (144.48) | 117.97 | (91.04) | 42.56 | 96.71 | 67.68 | (119.66) | (166.96) | (178.20) | (99.11) | (136.63) | (88.39) |
| 38 | LEVY | (29.38) | 11.63 | 42.19 | 55.77 | 15.98 | 4.16 | (29.25) | (28.65) | (43.64) | (35.84) | (42.06) | (37.11) |
| 39 | LIBERTY | (5.74) | (15.85) | 3.19 | 0.62 | 7.08 | 4.54 | (2.79) | (7.38) | 14.49 | 5.04 | 15.01 | (10.47) |
| 40 | MADISON | (20.96) | 13.60 | (33.59) | (13.11) | (19.94) | (3.81) | (21.29) | (7.49) | 7.64 | 7.41 | (4.31) | (17.23) |
| 41 | MANATEE | (112.41) | (79.98) | 403.69 | 167.68 | 65.33 | (185.63) | (73.95) | (63.30) | (27.69) | 53.54 | 272.35 | 254.87 |
| 42 | MARION | (334.07) | 29.57 | (1.12) | 345.89 | 243.81 | (13.72) | (103.20) | (151.86) | (154.87) | 15.13 | 52.01 | (111.11) |
| 43 | MARTIN | (51.47) | (250.62) | (61.96) | (48.35) | 135.69 | (169.94) | (77.64) | (111.40) | (115.27) | (6.68) | 70.45 | 125.18 |
| 44 | MONROE | 36.17 | (27.94) | 9.64 | (25.30) | 5.71 | (24.09) | 40.04 | 40.55 | 27.08 | (19.23) | 49.22 | 44.35 |
| 45 | NASSAU | 14.63 | 136.65 | 40.69 | 64.12 | 167.16 | 110.52 | 54.70 | (170.70) | (89.95) | (76.00) | 36.22 | 37.49 |
| 46 | OKALOOSA | (280.65) | (25.03) | 98.68 | 34.02 | 115.02 | (92.52) | 15.21 | 20.53 | (67.08) | (27.27) | (57.64) | (86.61) |
| 47 | OKEECHOBEE | (67.92) | (1.77) | 22.94 | 19.09 | 33.31 | 10.83 | 1.98 | (20.74) | (60.12) | (23.09) | 21.07 | (22.48) |
| 48 | ORANGE | (961.71) | 359.34 | 214.81 | 417.19 | 502.43 | (727.68) | (168.38) | (675.69) | (779.55) | (1,141.01) | 208.20 | 792.02 |
| 49 | OSCEOLA | (299.73) | (118.61) | (156.59) | (96.61) | 127.30 | (218.41) | (258.04) | (402.82) | (38.90) | 120.23 | 497.28 | 647.14 |
| 50 | PALM BEACH | (409.14) | (120.22) | (61.68) | 892.28 | 526.68 | (228.43) | (333.19) | (339.29) | (475.82) | (862.07) | 408.90 | 954.94 |
| 51 | PASCO | (378.91) | 181.55 | 187.81 | 551.43 | 336.48 | (140.10) | (19.68) | (311.15) | (296.88) | (95.15) | 466.17 | 816.90 |
| 52 | PINELLAS | (912.70) | (175.00) | 126.94 | 166.22 | 131.38 | (366.10) | (412.52) | (490.02) | (539.51) | (518.19) | (247.79) | (123.26) |
| 53 | POLK | (41.82) | (823.87) | (425.12) | (55.74) | 830.23 | (70.00) | 243.86 | 23.28 | 99.30 | 379.97 | 665.72 | 634.90 |
| 54 | PUTNAM | (89.27) | 25.02 | 2.56 | 54.92 | 57.19 | 25.02 | (17.91) | (70.28) | (52.37) | (22.99) | (5.22) | (72.64) |
| 55 | ST. JOHNS | 371.31 | 366.06 | 482.54 | 265.68 | 462.52 | 151.82 | 226.63 | (168.56) | (35.14) | (16.72) | 606.38 | 960.59 |
| 56 | ST. LUCIE | 153.10 | 339.91 | (305.86) | (90.18) | 163.96 | (38.08) | 91.66 | 35.87 | 27.76 | (26.91) | 412.89 | 454.43 |
| 57 | SANTA ROSA | 106.50 | 104.05 | 14.66 | 21.31 | 213.15 | 147.09 | 22.06 | (127.59) | (147.98) | (55.01) | 87.50 | 198.28 |
| 58 | SARASOTA | (121.88) | 34.28 | (68.98) | (63.89) | (34.60) | (133.31) | 31.76 | 19.78 | (98.92) | (56.15) | 22.68 | 142.58 |
| 59 | SEMINOLE | (464.49) | 160.67 | 357.47 | 249.62 | 154.98 | (291.25) | (172.84) | (316.19) | (197.57) | (327.93) | 98.12 | 156.71 |
| 60 | SUMTER | (40.19) | (27.88) | (26.73) | 26.97 | 15.38 | 68.47 | (25.73) | (9.80) | (62.07) | 5.11 | 21.56 | 43.90 |
| 61 | SUWANNEE | (36.15) | 35.32 | (8.65) | 9.07 | (2.44) | 7.19 | (6.65) | (53.18) | (46.25) | (36.31) | 9.12 | (10.16) |
| 62 | TAYLOR | (73.28) | (26.50) | (25.50) | 46.54 | 38.68 | 27.93 | (18.72) | (34.67) | (31.18) | (28.01) | (9.93) | (10.01) |
| 63 | UNION | 17.65 | 55.08 | 50.42 | 18.61 | 1.92 | (41.72) | (6.19) | (20.71) | 17.35 | (9.39) | (17.92) | (28.70) |
| 64 | VOLUSIA | (424.06) | 149.12 | 165.25 | 82.64 | 45.36 | 1.02 | (3.82) | (304.15) | (297.29) | (148.97) | 67.49 | 142.61 |
| 65 | WAKULLA | (20.15) | 18.11 | 24.66 | 56.30 | 80.56 | 41.43 | (24.21) | (3.12) | (33.08) | (15.98) | 11.07 | 12.37 |
| 66 | WALTON | (40.88) | 26.27 | 95.24 | 113.57 | 155.35 | 22.93 | (19.20) | (64.89) | (10.99) | 54.04 | 85.85 | 95.42 |
| 67 | WASHINGTON | (29.75) | 24.42 | 28.46 | 29.14 | 3.02 | 12.68 | 10.92 | 41.60 | 22.66 | (15.68) | (9.59) | (28.50) |
| 69 | FAMU | 4.50 | - | - | - | - | - | - | - | - | - | - | - |
| 70 | FAU PB | 1.39 | - | - | - | - | - | - | - | - | - | - | - |
| 72 | FSU Brow | - | - | - | - | - | - | - | - | - | - | - | - |
| 73 | FSU Leon | 6.00 | - | - | - | - | - | - | - | - | - | - | - |
| 74 | UF | 41.18 | - | - | - | - | - | - | - | - | - | - | - |
| 75 | FLVS | - | - | - | - | - | - | - | - | - | - | - | - |
| 76 | FSU BAY | - | - | - | - | - | - | - | - | - | - | - | - |
| 77 | TCC | - | - | - | - | - | - | - | - | - | - | - | - |
| 99 | *Florida* | *(12,853.09)* | *(3,816.11)* | *(1,240.52)* | *2,567.81* | *6,651.86* | *(6,383.04)* | *(4,531.72)* | *(8,984.12)* | *(8,233.22)* | *(7,201.38)* | *4,477.00* | *8,624.28* |

Growth is the difference between the current year and the previous year
In this table, Florida is the sum of the districts.

**Annual Differences Summary: High Grade 9 through Grade 12**

| D# | District | 2023-24 | 2024-25 | 2025-26 | 2026-27 | 2027-28 | 2028-29 | 2029-30 | 2030-31 | 2031-32 | 2032-33 | 2033-34 | 2034-35 |
|---|---|---|---|---|---|---|---|---|---|---|---|---|---|
| 1 | ALACHUA | (144.13) | 70.67 | 60.90 | (109.55) | (70.30) | 120.35 | (93.22) | (36.60) | (74.61) | (238.67) | (206.80) | (105.43) |
| 2 | BAKER | (22.75) | (75.69) | (53.98) | 7.75 | (36.63) | 26.86 | (6.27) | (15.60) | 9.24 | (33.10) | (29.72) | (3.10) |
| 3 | BAY | 102.25 | 395.74 | 339.76 | 178.03 | 15.59 | 329.30 | 324.39 | 159.68 | 142.10 | (103.23) | (442.16) | (343.10) |
| 4 | BRADFORD | 8.35 | (12.75) | (39.63) | (39.70) | (7.52) | 8.19 | 11.06 | (0.71) | (17.04) | (24.15) | (14.05) | 4.25 |
| 5 | BREVARD | (8.19) | (716.63) | (533.95) | (445.27) | (577.02) | (164.27) | 30.64 | 23.70 | 108.78 | 105.93 | 54.99 | 32.87 |
| 6 | BROWARD | (711.48) | (1,235.30) | (1,228.34) | (2,083.82) | (2,153.83) | (301.95) | (1,091.87) | (398.57) | (280.24) | (1,447.27) | (1,205.24) | (1,006.84) |
| 7 | CALHOUN | 7.07 | 17.15 | (22.14) | (24.14) | (11.26) | (27.86) | 6.09 | 2.72 | 1.67 | 5.45 | (24.32) | (10.20) |
| 8 | CHARLOTTE | 28.57 | (173.10) | (176.01) | (149.72) | (61.77) | 127.52 | 113.98 | 55.94 | 42.73 | (117.95) | (165.21) | (76.45) |
| 9 | CITRUS | 117.34 | 25.26 | (61.07) | (115.43) | (57.86) | 72.30 | 43.64 | 94.81 | 69.08 | (66.61) | (95.01) | (36.52) |
| 10 | CLAY | (110.94) | 173.90 | 30.60 | (96.26) | (41.69) | 81.06 | 187.27 | 230.32 | 121.21 | (84.05) | (223.55) | (324.45) |
| 11 | COLLIER | 207.25 | (112.01) | (115.98) | (251.98) | (332.69) | 20.90 | (23.28) | 112.00 | 4.09 | (121.10) | (96.94) | (165.98) |
| 12 | COLUMBIA | (18.10) | 24.31 | (34.07) | (87.75) | 1.15 | (19.64) | 31.44 | 70.02 | (8.91) | (23.93) | (69.91) | (46.69) |
| 13 | MIAMI-DADE | 600.73 | (1,170.83) | (1,281.74) | (3,000.15) | (3,906.97) | (2,112.50) | (3,065.22) | (1,513.45) | (1,051.00) | (1,913.52) | (1,394.51) | (2,144.15) |
| 14 | DESOTO | (19.64) | 16.58 | 68.09 | (54.87) | (72.08) | (2.47) | (90.52) | (1.71) | 20.73 | (34.33) | 9.74 | 7.59 |
| 15 | DIXIE | (5.96) | 13.74 | 3.92 | 2.70 | 11.02 | 29.82 | 21.16 | (7.43) | (22.17) | (23.03) | (15.12) | 9.21 |
| 16 | DUVAL | 724.01 | (1,146.32) | (573.91) | (828.66) | (765.22) | 74.55 | (287.78) | (22.14) | (236.49) | (672.26) | (454.36) | (102.88) |
| 17 | ESCAMBIA | (178.69) | 120.50 | (210.98) | (141.29) | (298.01) | (179.81) | (55.71) | 37.27 | 164.09 | (25.94) | (27.72) | (81.63) |
| 18 | FLAGLER | 68.44 | (29.00) | (59.42) | (28.84) | (71.90) | (2.63) | 86.81 | 58.24 | 35.64 | 68.42 | 85.03 | 65.36 |
| 19 | FRANKLIN | 0.86 | (5.19) | (6.53) | (10.79) | (5.27) | 9.16 | 7.74 | (12.38) | (9.86) | (13.44) | (5.49) | 15.20 |
| 20 | GADSDEN | 62.68 | (35.36) | (35.31) | (65.49) | (92.77) | (51.12) | (44.12) | (8.25) | 12.04 | 3.48 | 5.96 | (2.89) |
| 21 | GILCHRIST | 20.62 | 12.15 | 41.39 | 0.95 | (7.63) | (16.81) | (11.46) | 20.43 | 17.41 | 15.92 | 27.23 | 20.03 |
| 22 | GLADES | 5.52 | 43.79 | 0.31 | 1.90 | 3.12 | 0.69 | 9.11 | (17.67) | 11.34 | 3.65 | (16.33) | 6.84 |
| 23 | GULF | (16.81) | (12.75) | 33.08 | (19.34) | 22.04 | 27.45 | (4.81) | (1.97) | (2.90) | (33.43) | (9.68) | 11.51 |
| 24 | HAMILTON | 4.81 | 12.61 | (9.40) | 16.41 | (42.26) | (1.26) | (21.84) | (11.22) | 27.44 | (0.17) | 13.04 | 15.94 |
| 25 | HARDEE | (55.28) | 44.91 | (33.24) | (33.29) | (65.18) | (1.97) | 3.50 | 6.10 | (15.17) | (57.07) | (57.52) | (35.53) |
| 26 | HENDRY | (10.36) | (83.72) | (49.42) | (84.10) | (36.80) | 15.23 | (35.09) | 51.45 | (45.45) | (24.65) | 26.87 | (57.29) |
| 27 | HERNANDO | 8.53 | (122.21) | 41.19 | (81.59) | 10.96 | (150.46) | (44.45) | 149.38 | 80.41 | 87.79 | (56.32) | (20.88) |
| 28 | HIGHLANDS | 49.28 | (47.87) | (91.51) | (157.93) | (122.01) | (19.53) | (43.93) | 16.43 | (1.87) | (65.02) | (73.76) | (93.69) |
| 29 | HILLSBOROUGH | 101.68 | (524.34) | 173.69 | (1,805.92) | (891.24) | 106.74 | (1,729.50) | (212.53) | (1,137.94) | (1,511.33) | (818.55) | (937.60) |
| 30 | HOLMES | 30.50 | (39.28) | (32.97) | (28.31) | (8.83) | 34.80 | 20.74 | 40.06 | 6.88 | (26.72) | (32.07) | (30.36) |
| 31 | INDIAN RIVER | (147.84) | (99.36) | 57.80 | 20.20 | (67.69) | 31.06 | (34.14) | 42.24 | (2.55) | (17.40) | (28.48) | (32.07) |
| 32 | JACKSON | 16.66 | (74.04) | (17.69) | (35.15) | (37.53) | 20.00 | 23.98 | 11.81 | 17.40 | (6.35) | (38.16) | (24.74) |
| 33 | JEFFERSON | (28.66) | 27.39 | 12.27 | (4.63) | (3.78) | (1.17) | (2.32) | (3.52) | 4.63 | (5.99) | (11.21) | 0.43 |
| 34 | LAFAYETTE | 9.25 | (0.45) | (11.26) | (5.05) | (20.45) | 2.68 | (2.95) | 3.34 | 11.52 | 1.63 | 0.79 | 3.50 |
| 35 | LAKE | 126.41 | 151.11 | 59.99 | (432.74) | (114.88) | (32.35) | (127.44) | 111.34 | (36.54) | 54.80 | 176.26 | 60.52 |
| 36 | LEE | 108.13 | 206.74 | 167.93 | (155.66) | (222.29) | 1,072.66 | 397.78 | 495.24 | 543.01 | (426.32) | 212.19 | 87.20 |
| 37 | LEON | 16.67 | 16.13 | 116.33 | (46.19) | 24.30 | 3.50 | (18.47) | 126.27 | 3.66 | (112.82) | (82.85) | (206.92) |
| 38 | LEVY | 6.32 | (6.37) | (28.70) | (2.96) | 23.13 | 39.71 | 60.30 | 34.76 | 13.51 | (16.33) | (43.43) | (24.45) |
| 39 | LIBERTY | 5.67 | (2.22) | (24.45) | (19.87) | (5.82) | (12.51) | (0.88) | 12.26 | 2.99 | (5.54) | 3.29 | 14.20 |
| 40 | MADISON | 11.82 | (18.72) | 6.58 | (17.17) | (15.02) | (18.60) | (13.29) | (17.47) | (20.30) | (14.25) | (9.80) | 6.02 |
| 41 | MANATEE | 172.43 | (531.56) | (714.18) | (536.73) | (298.23) | 139.06 | 274.76 | 140.26 | (58.29) | (193.80) | (75.37) | (31.31) |
| 42 | MARION | 239.05 | 194.37 | 284.95 | (464.95) | (192.39) | 179.13 | (51.88) | 418.37 | 133.16 | (166.64) | (76.36) | 5.91 |
| 43 | MARTIN | (76.58) | 34.33 | (46.02) | (166.46) | (292.41) | 57.60 | (151.79) | (17.31) | 60.07 | (196.80) | (93.65) | (105.26) |
| 44 | MONROE | (52.18) | 44.50 | 0.08 | 13.30 | 0.35 | 12.75 | (31.53) | (57.43) | 8.81 | 10.52 | 11.23 | 34.31 |
| 45 | NASSAU | (43.16) | 29.91 | 65.54 | 102.06 | 113.20 | 79.74 | 73.72 | 234.49 | 69.26 | 66.94 | (25.63) | (171.99) |
| 46 | OKALOOSA | (57.94) | 225.66 | 298.88 | 125.93 | 96.74 | 262.45 | 5.53 | 36.69 | 119.45 | (31.63) | 14.96 | 103.96 |
| 47 | OKEECHOBEE | 54.94 | (20.84) | (10.45) | (50.40) | (50.15) | 45.46 | (13.34) | 15.45 | 51.61 | (17.28) | (21.47) | 0.06 |
| 48 | ORANGE | 57.39 | (575.47) | 338.80 | (706.89) | (239.89) | 1,265.82 | (358.69) | 454.75 | 124.05 | (830.66) | (619.22) | (986.16) |
| 49 | OSCEOLA | (72.22) | (9.70) | (38.79) | (264.93) | (468.88) | (112.77) | (217.12) | (92.13) | (235.52) | (388.25) | (494.32) | (341.63) |
| 50 | PALM BEACH | 470.80 | (169.88) | 327.35 | (752.35) | (491.80) | 343.97 | 112.02 | 432.82 | 163.03 | (358.70) | (844.01) | (747.02) |
| 51 | PASCO | 722.80 | 159.30 | 140.21 | (642.16) | (203.34) | 440.01 | 15.30 | 621.73 | 47.66 | (268.55) | (190.58) | (489.21) |
| 52 | PINELLAS | (692.71) | (949.92) | (1,110.91) | (1,399.77) | (910.65) | 125.75 | (20.57) | 89.69 | (98.37) | (536.04) | (526.70) | (627.78) |
| 53 | POLK | 754.34 | (83.65) | 774.26 | (484.92) | (1,049.62) | 95.35 | (666.11) | 122.89 | 638.44 | (19.54) | 225.69 | 414.64 |
| 54 | PUTNAM | (22.96) | (109.43) | (65.83) | (113.48) | (55.01) | 26.15 | 6.15 | 62.31 | 34.73 | (20.96) | (49.49) | 2.38 |
| 55 | ST. JOHNS | 539.81 | 517.65 | 211.30 | 343.83 | 382.75 | 812.27 | 673.44 | 695.67 | 449.72 | 298.27 | 74.72 | (113.00) |
| 56 | ST. LUCIE | 62.86 | 50.95 | 174.78 | (124.26) | (287.33) | (92.71) | (306.38) | (41.04) | 92.55 | 46.57 | 46.79 | 18.85 |
| 57 | SANTA ROSA | (55.71) | 69.52 | 37.56 | 45.66 | 42.55 | 64.20 | 78.94 | 146.60 | 118.14 | 66.43 | (31.79) | (205.87) |
| 58 | SARASOTA | 134.34 | (57.28) | 242.56 | 14.34 | (43.31) | 89.02 | (323.63) | (137.56) | (91.06) | (220.42) | (24.67) | (154.08) |
| 59 | SEMINOLE | (79.22) | (136.35) | (223.60) | (631.56) | (290.54) | 397.78 | 107.57 | 276.20 | 12.29 | (354.41) | (297.49) | (304.99) |
| 60 | SUMTER | (10.53) | 72.03 | (25.28) | (27.06) | 1.55 | (44.41) | 23.13 | 14.36 | 36.74 | 11.14 | (7.80) | (24.71) |
| 61 | SUWANNEE | 53.02 | (14.39) | 16.93 | (14.71) | (18.71) | 24.65 | (14.61) | 13.94 | (0.65) | (21.92) | (51.68) | (43.63) |
| 62 | TAYLOR | 19.28 | 15.47 | 1.66 | (47.59) | (39.64) | (29.20) | 17.47 | 39.37 | 12.62 | 5.91 | (23.35) | (30.30) |
| 63 | UNION | (1.28) | (11.23) | (23.21) | 10.61 | 41.09 | 48.90 | 24.49 | 16.16 | (26.17) | (13.73) | (9.94) | 9.62 |
| 64 | VOLUSIA | (326.93) | (162.88) | (480.85) | (507.55) | (21.75) | 93.99 | (50.89) | 198.83 | 31.43 | (168.26) | (189.38) | (225.46) |
| 65 | WAKULLA | (5.54) | (24.69) | 6.62 | 9.11 | (38.10) | 59.18 | 69.20 | 33.42 | 76.10 | 14.19 | (19.90) | (15.85) |
| 66 | WALTON | 166.55 | 108.15 | 43.00 | 12.61 | 23.63 | 23.56 | 55.05 | 125.17 | 56.82 | (9.52) | (3.40) | 0.90 |
| 67 | WASHINGTON | (49.09) | (6.71) | (4.98) | (9.87) | 11.62 | 29.59 | 22.29 | 20.20 | 18.32 | 8.12 | 34.80 | 47.16 |
| 69 | FAMU | (11.22) | - | - | - | - | - | - | - | - | - | - | - |
| 70 | FAU PB | (4.49) | - | - | - | - | - | - | - | - | - | - | - |
| 72 | FSU Brow | - | - | - | - | - | - | - | - | - | - | - | - |
| 73 | FSU Leon | (8.66) | - | - | - | - | - | - | - | - | - | - | - |
| 74 | UF | (4.36) | - | - | - | - | - | - | - | - | - | - | - |
| 75 | FLVS | - | - | - | - | - | - | - | - | - | - | - | - |
| 76 | FSU BAY | - | - | - | - | - | - | - | - | - | - | - | - |
| 77 | TCC | - | - | - | - | - | - | - | - | - | - | - | - |
| 99 | *Florida* | *2,843.42* | *(5,712.97)* | *(3,297.49)* | *(16,503.86)* | *(14,391.16)* | *3,574.91* | *(6,116.41)* | *3,548.49* | *353.50* | *(10,207.92)* | *(8,400.89)* | *(9,533.63)* |

Growth is the difference between the current year and the previous year
In this table, Florida is the sum of the districts.

COFTE Forecast as Compared to Prior Forecast

| D# | District | 2022-23 | 2023-24 | 2024-25 | 2025-26 | 2026-27 | 2027-28 | 2028-29 | 2029-30 | 2030-31 | 2031-32 | 2032-33 | 2033-34 |
|---|---|---|---|---|---|---|---|---|---|---|---|---|---|
| 1 | ALACHUA | - | (487.96) | (394.76) | (393.79) | (378.06) | (429.57) | (417.85) | (423.37) | (440.23) | (467.86) | (476.07) | (518.67) |
| 2 | BAKER | - | (55.86) | (131.75) | (189.89) | (226.46) | (262.80) | (321.58) | (374.46) | (430.40) | (477.20) | (530.57) | (561.96) |
| 3 | BAY | - | (469.52) | (352.39) | (304.75) | (249.32) | (119.99) | 34.06 | 215.97 | 311.14 | 472.98 | 615.71 | 677.95 |
| 4 | BRADFORD | - | 29.66 | (13.34) | (39.63) | (57.74) | (71.89) | (79.68) | (71.18) | (65.92) | (72.95) | (79.89) | (90.11) |
| 5 | BREVARD | - | 595.99 | 464.74 | 452.55 | 550.47 | 557.56 | 681.58 | 779.69 | 786.44 | 783.11 | 831.58 | 831.47 |
| 6 | BROWARD | - | (1,577.49) | (1,570.21) | (1,938.37) | (2,194.04) | (3,102.28) | (3,658.57) | (4,456.66) | (4,765.18) | (5,252.80) | (5,568.14) | (6,333.59) |
| 7 | CALHOUN | - | (58.96) | (34.34) | (28.58) | (17.26) | (16.01) | (8.65) | (0.15) | 9.05 | 8.91 | 10.44 | 1.92 |
| 8 | CHARLOTTE | - | (75.32) | (44.50) | (56.77) | (48.23) | (84.28) | (46.41) | 7.76 | 62.16 | 104.54 | 175.59 | 204.72 |
| 9 | CITRUS | - | (172.17) | (140.28) | (178.38) | (215.40) | (255.82) | (316.28) | (356.81) | (415.89) | (473.47) | (531.39) | (590.28) |
| 10 | CLAY | - | (760.49) | (656.27) | (776.78) | (939.51) | (1,135.70) | (1,241.71) | (1,371.34) | (1,481.03) | (1,607.76) | (1,659.69) | (1,763.89) |
| 11 | COLLIER | - | 97.37 | 288.08 | 264.03 | 161.53 | 35.86 | 122.79 | 255.18 | 356.77 | 440.55 | 587.79 | 787.48 |
| 12 | COLUMBIA | - | (169.81) | (178.91) | (204.08) | (210.18) | (231.71) | (257.96) | (283.24) | (302.00) | (342.36) | (362.31) | (377.58) |
| 13 | MIAMI-DADE | - | 1,218.31 | 861.38 | 210.48 | (139.44) | (1,250.52) | (1,536.19) | (1,636.34) | (2,317.69) | (2,868.50) | (3,001.30) | (3,597.63) |
| 14 | DESOTO | - | (238.91) | (240.35) | (237.74) | (253.35) | (267.22) | (247.47) | (200.76) | (166.24) | (147.33) | (101.56) | (55.98) |
| 15 | DIXIE | - | (66.66) | (36.23) | (10.33) | (3.64) | 17.04 | 15.52 | 9.39 | (0.98) | (15.29) | (33.12) | (50.52) |
| 16 | DUVAL | - | (481.84) | (1,021.20) | (1,350.88) | (1,594.93) | (1,871.94) | (2,101.05) | (2,419.62) | (2,659.11) | (3,023.65) | (3,528.27) | (4,019.08) |
| 17 | ESCAMBIA | - | (670.80) | (532.79) | (409.27) | (251.30) | (180.21) | (258.18) | (325.90) | (326.57) | (397.19) | (390.56) | (428.66) |
| 18 | FLAGLER | - | 197.61 | 358.61 | 549.59 | 735.75 | 925.47 | 1,109.49 | 1,290.53 | 1,494.84 | 1,702.59 | 1,893.46 | 2,054.94 |
| 19 | FRANKLIN | - | 18.66 | 16.88 | 33.02 | 46.22 | 60.59 | 67.92 | 62.01 | 52.95 | 45.73 | 38.19 | 34.15 |
| 20 | GADSDEN | - | 119.28 | 103.42 | 117.28 | 102.73 | 97.62 | 94.66 | 92.93 | 100.24 | 108.60 | 128.30 | 138.24 |
| 21 | GILCHRIST | - | 33.55 | 5.19 | (8.62) | (26.66) | (33.67) | (43.34) | (54.76) | (52.62) | (54.02) | (49.72) | (45.54) |
| 22 | GLADES | - | (78.71) | (60.98) | (64.57) | (83.57) | (65.69) | (65.86) | (56.56) | (53.49) | (43.68) | (28.77) | (23.00) |
| 23 | GULF | - | (41.71) | (36.87) | (36.45) | (43.09) | (32.39) | (33.93) | (32.21) | (35.09) | (42.21) | (52.55) | (65.76) |
| 24 | HAMILTON | - | (42.35) | (17.80) | (8.63) | 4.17 | 24.53 | 38.66 | 42.74 | 46.28 | 53.40 | 47.43 | 48.54 |
| 25 | HARDEE | - | (103.40) | (82.02) | (51.66) | (28.88) | (37.43) | (22.94) | 6.24 | 30.83 | 61.42 | 86.73 | 109.12 |
| 26 | HENDRY | - | 87.12 | 78.93 | 92.11 | 138.69 | 131.07 | 162.05 | 185.01 | 199.19 | 200.30 | 183.70 | 180.87 |
| 27 | HERNANDO | - | (335.48) | (652.07) | (785.23) | (877.35) | (869.36) | (779.83) | (715.42) | (709.25) | (633.85) | (575.49) | (501.07) |
| 28 | HIGHLANDS | - | (155.71) | (193.96) | (251.36) | (245.05) | (290.99) | (321.03) | (319.62) | (312.37) | (288.53) | (236.15) | (169.06) |
| 29 | HILLSBOROUGH | - | (1,361.06) | (2,188.24) | (2,869.51) | (3,521.17) | (4,606.54) | (5,003.92) | (5,882.73) | (6,044.35) | (6,742.48) | (7,252.46) | (7,587.26) |
| 30 | HOLMES | - | 20.92 | 11.48 | 20.46 | 28.67 | 25.40 | 33.42 | 39.54 | 46.39 | 52.20 | 53.15 | 49.85 |
| 31 | INDIAN RIVER | - | (252.53) | (229.10) | (88.63) | 19.74 | 53.95 | 83.63 | 107.26 | 83.94 | 47.68 | 27.24 | 4.47 |
| 32 | JACKSON | - | (32.54) | (81.88) | (122.19) | (156.02) | (196.20) | (212.49) | (235.52) | (260.35) | (277.17) | (290.60) | (301.32) |
| 33 | JEFFERSON | - | (11.46) | 5.78 | 20.45 | 23.43 | 34.03 | 35.61 | 31.06 | 33.37 | 39.62 | 51.11 | 61.29 |
| 34 | LAFAYETTE | - | 14.37 | 26.35 | 43.77 | 62.64 | 85.10 | 100.71 | 118.00 | 135.00 | 150.06 | 161.65 | 172.63 |
| 35 | LAKE | - | (69.56) | 338.40 | 549.57 | 530.59 | 543.58 | 611.48 | 651.18 | 702.95 | 798.11 | 935.63 | 995.93 |
| 36 | LEE | - | (546.17) | (382.84) | (263.39) | (94.18) | (17.53) | 236.05 | 546.91 | 868.73 | 1,023.35 | 1,159.99 | 1,268.89 |
| 37 | LEON | - | (28.59) | 158.27 | 299.04 | 495.27 | 657.86 | 595.48 | 489.59 | 358.65 | 202.55 | 45.05 | (125.13) |
| 38 | LEVY | - | (63.87) | (82.05) | (98.50) | (114.72) | (110.38) | (114.38) | (143.73) | (180.07) | (222.76) | (285.66) | (347.68) |
| 39 | LIBERTY | - | 13.60 | 43.10 | 58.45 | 74.43 | 93.11 | 100.19 | 113.37 | 120.36 | 135.02 | 151.39 | 164.05 |
| 40 | MADISON | - | (17.25) | (21.42) | (19.52) | (32.65) | (49.45) | (74.51) | (100.76) | (126.97) | (149.29) | (169.90) | (192.61) |
| 41 | MANATEE | - | 589.79 | 573.92 | 636.97 | 740.78 | 597.17 | 727.64 | 922.14 | 1,212.76 | 1,386.55 | 1,500.79 | 1,678.46 |
| 42 | MARION | - | 167.21 | 315.99 | 365.08 | 355.38 | 329.23 | 291.52 | 195.38 | 127.09 | 30.18 | (82.62) | (193.61) |
| 43 | MARTIN | - | (50.04) | 36.77 | (100.77) | (202.19) | (298.01) | (299.52) | (258.35) | (241.63) | (250.36) | (238.77) | (285.83) |
| 44 | MONROE | - | (187.32) | (166.95) | (149.66) | (124.08) | (88.44) | (93.57) | (77.98) | (47.92) | (14.59) | 19.41 | 63.16 |
| 45 | NASSAU | - | (189.13) | (232.08) | (267.52) | (277.71) | (326.68) | (394.27) | (478.89) | (581.63) | (690.84) | (782.27) | (876.86) |
| 46 | OKALOOSA | - | (1,293.59) | (1,369.82) | (1,488.23) | (1,619.74) | (1,530.96) | (1,558.57) | (1,560.91) | (1,603.95) | (1,684.24) | (1,700.32) | (1,686.29) |
| 47 | OKEECHOBEE | - | (114.14) | (136.81) | (162.80) | (175.48) | (202.34) | (178.28) | (151.24) | (128.51) | (109.00) | (56.62) | (21.75) |
| 48 | ORANGE | - | (2,654.11) | (2,611.57) | (3,114.15) | (3,416.37) | (3,851.72) | (3,991.47) | (4,263.06) | (4,489.86) | (5,320.59) | (5,971.96) | (6,855.95) |
| 49 | OSCEOLA | - | (808.88) | (816.59) | (841.85) | (1,029.70) | (1,138.06) | (1,176.15) | (1,189.32) | (1,126.02) | (1,204.61) | (1,171.38) | (1,283.12) |
| 50 | PALM BEACH | - | 605.66 | 718.73 | 941.61 | 1,011.26 | 998.02 | 887.24 | 954.50 | 924.41 | 766.55 | 1,113.65 | 566.03 |
| 51 | PASCO | - | (946.18) | (968.63) | (1,278.07) | (1,345.35) | (1,345.66) | (1,249.90) | (1,082.17) | (990.01) | (891.18) | (927.13) | (988.49) |
| 52 | PINELLAS | - | (1,330.46) | (999.26) | (903.04) | (990.54) | (1,287.16) | (1,323.76) | (1,368.88) | (1,389.72) | (1,465.57) | (1,659.61) | (1,864.02) |
| 53 | POLK | - | 511.76 | 314.74 | 434.11 | 372.60 | 214.86 | 343.35 | 330.72 | 607.21 | 756.01 | 1,320.54 | 1,787.57 |
| 54 | PUTNAM | - | 62.78 | 68.54 | 73.19 | 79.18 | 64.24 | 129.68 | 155.15 | 167.96 | 169.95 | 179.41 | 160.44 |
| 55 | ST. JOHNS | - | (416.18) | (354.17) | (592.21) | (909.94) | (1,158.92) | (957.40) | (804.69) | (631.86) | (589.54) | (606.94) | (706.39) |
| 56 | ST. LUCIE | - | 511.86 | 2,316.82 | 2,237.75 | 2,221.80 | 2,258.85 | 2,299.11 | 2,423.13 | 2,546.01 | 2,624.80 | 2,790.86 | 2,913.84 |
| 57 | SANTA ROSA | - | (531.12) | (605.86) | (719.99) | (870.34) | (1,015.98) | (1,108.87) | (1,219.66) | (1,321.64) | (1,402.49) | (1,470.16) | (1,555.81) |
| 58 | SARASOTA | - | (240.54) | (319.10) | (340.25) | (295.77) | (22.52) | 98.69 | 180.93 | 304.98 | 300.52 | 316.07 | 337.21 |
| 59 | SEMINOLE | - | (1,651.76) | (1,569.71) | (1,634.88) | (1,892.69) | (2,212.85) | (2,374.28) | (2,456.64) | (2,382.50) | (2,440.87) | (2,596.99) | (2,723.73) |
| 60 | SUMTER | - | (182.43) | (235.84) | (300.00) | (394.94) | (458.17) | (482.96) | (492.03) | (522.14) | (542.72) | (541.75) | (529.70) |
| 61 | SUWANNEE | - | 8.78 | 26.88 | 45.86 | 72.61 | 57.01 | 70.76 | 65.49 | 49.85 | 29.66 | 28.34 | 9.87 |
| 62 | TAYLOR | - | (84.57) | (89.30) | (79.73) | (95.56) | (122.72) | (130.52) | (126.29) | (119.72) | (122.84) | (128.48) | (144.94) |
| 63 | UNION | - | (65.60) | (55.66) | (59.07) | (58.92) | (54.56) | (47.81) | (45.86) | (49.38) | (59.15) | (70.39) | (84.37) |
| 64 | VOLUSIA | - | (963.52) | (759.29) | (937.99) | (906.56) | (841.38) | (768.58) | (681.36) | (570.33) | (552.52) | (465.80) | (439.04) |
| 65 | WAKULLA | - | (129.45) | (119.52) | (132.11) | (133.41) | (123.30) | (88.69) | (70.22) | (52.25) | (37.99) | (17.66) | (16.54) |
| 66 | WALTON | - | (68.85) | (53.72) | (48.52) | (37.65) | (20.49) | (198.58) | (336.83) | (465.24) | (569.08) | (621.90) | (671.34) |
| 67 | WASHINGTON | - | (44.09) | (51.19) | (29.36) | (26.86) | (19.83) | (29.68) | (52.77) | (73.49) | (103.58) | (127.93) | (153.87) |
| 69 | FAMU | - | (47.26) | (47.26) | (47.26) | (47.26) | (47.26) | (47.26) | (47.26) | (47.26) | (47.26) | (47.26) | (47.26) |
| 70 | FAU PB | - | 1.90 | 1.90 | 1.90 | 1.90 | 1.90 | 1.90 | 1.90 | 1.90 | 1.90 | 1.90 | 1.90 |
| 72 | FSU Brow | - | 0.50 | 0.50 | 0.50 | 0.50 | 0.50 | 0.50 | 0.50 | 0.50 | 0.50 | 0.50 | 0.50 |
| 73 | FSU Leon | - | (1.16) | (1.16) | (1.16) | (1.16) | (1.16) | (1.16) | (1.16) | (1.16) | (1.16) | (1.16) | (1.16) |
| 74 | UF | - | 64.11 | 64.11 | 64.11 | 64.11 | 64.11 | 64.11 | 64.11 | 64.11 | 64.11 | 64.11 | 64.11 |
| 75 | FLVS | - | - | - | - | - | - | - | - | - | - | - | - |
| 99 | *Florida* | - | *(15,409.52)* | *(15,198.99)* | *(17,962.70)* | *(20,418.43)* | *(25,287.54)* | *(26,085.75)* | *(27,346.86)* | *(27,634.42)* | *(30,597.54)* | *(31,430.02)* | *(34,965.31)* |

**COFTE Forecast Comparison: Elementary PK through Grade 5**

| D# | District | 2022-23 | 2023-24 | 2024-25 | 2025-26 | 2026-27 | 2027-28 | 2028-29 | 2029-30 | 2030-31 | 2031-32 | 2032-33 | 2033-34 |
|---|---|---|---|---|---|---|---|---|---|---|---|---|---|
| 1 | ALACHUA | - | (104.51) | (158.59) | (140.00) | (141.98) | (114.66) | (145.04) | (194.42) | (245.59) | (297.89) | (354.39) | (424.67) |
| 2 | BAKER | - | (67.48) | (106.91) | (161.28) | (186.93) | (227.26) | (251.19) | (268.56) | (281.84) | (287.49) | (302.27) | (311.14) |
| 3 | BAY | - | 37.18 | 114.95 | 205.84 | 184.62 | 200.38 | 255.75 | 395.55 | 473.17 | 531.75 | 581.81 | 624.66 |
| 4 | BRADFORD | - | 31.23 | 8.14 | (4.94) | (24.62) | (38.35) | (37.10) | (35.51) | (30.10) | (25.15) | (21.75) | (20.82) |
| 5 | BREVARD | - | 554.75 | 611.96 | 852.04 | 944.45 | 994.41 | 857.07 | 805.19 | 699.96 | 587.02 | 476.06 | 332.32 |
| 6 | BROWARD | - | (39.54) | (144.61) | 0.40 | (258.56) | (418.79) | (1,002.63) | (1,679.40) | (2,175.51) | (2,705.70) | (3,288.59) | (3,718.69) |
| 7 | CALHOUN | - | (29.03) | (32.66) | (37.17) | (53.27) | (60.16) | (55.94) | (44.16) | (32.93) | (21.79) | (10.71) | 0.02 |
| 8 | CHARLOTTE | - | (25.23) | (8.11) | 47.92 | 61.35 | 52.76 | 28.23 | 33.11 | 51.25 | 71.75 | 90.56 | 105.39 |
| 9 | CITRUS | - | (96.80) | (117.47) | (142.35) | (165.02) | (193.44) | (231.13) | (263.43) | (296.83) | (330.15) | (363.69) | (409.17) |
| 10 | CLAY | - | (231.31) | (404.16) | (469.89) | (606.98) | (766.42) | (881.82) | (881.24) | (817.97) | (760.68) | (682.96) | (609.95) |
| 11 | COLLIER | - | 90.72 | (61.63) | (170.15) | (207.80) | (54.98) | 189.86 | 439.93 | 608.46 | 718.34 | 798.74 | 860.45 |
| 12 | COLUMBIA | - | (89.70) | (129.97) | (161.96) | (179.03) | (204.59) | (226.25) | (229.40) | (225.74) | (219.31) | (218.78) | (221.25) |
| 13 | MIAMI-DADE | - | 1,184.14 | 378.32 | 170.26 | (550.29) | (1,295.40) | (1,845.50) | (1,917.17) | (1,871.75) | (1,826.66) | (1,804.10) | (1,864.10) |
| 14 | DESOTO | - | (111.87) | (140.66) | (117.19) | (93.53) | (85.41) | (79.55) | (52.68) | (17.97) | 13.16 | 42.53 | 77.24 |
| 15 | DIXIE | - | 15.92 | 17.96 | 16.84 | 14.16 | 19.34 | 11.83 | (2.49) | (19.01) | (35.59) | (53.01) | (71.78) |
| 16 | DUVAL | - | (268.58) | (651.75) | (1,186.07) | (1,551.27) | (1,817.32) | (2,206.36) | (2,350.88) | (2,496.51) | (2,648.52) | (2,807.05) | (3,012.29) |
| 17 | ESCAMBIA | - | (180.62) | (259.32) | (101.67) | (74.16) | (171.48) | (330.07) | (386.95) | (425.99) | (463.92) | (502.85) | (553.40) |
| 18 | FLAGLER | - | 138.46 | 311.00 | 472.27 | 610.50 | 701.02 | 806.92 | 836.12 | 814.81 | 798.77 | 789.89 | 755.39 |
| 19 | FRANKLIN | - | 27.81 | 33.48 | 27.31 | 30.96 | 34.67 | 37.07 | 30.62 | 25.36 | 17.13 | 10.35 | 2.92 |
| 20 | GADSDEN | - | 49.59 | 62.83 | 126.66 | 143.82 | 168.43 | 172.53 | 169.15 | 160.95 | 151.22 | 142.82 | 130.97 |
| 21 | GILCHRIST | - | 22.84 | 25.57 | 28.66 | 27.53 | 51.45 | 75.28 | 74.57 | 65.11 | 55.95 | 47.95 | 40.40 |
| 22 | GLADES | - | (33.69) | (30.63) | (25.86) | (38.98) | (41.97) | (47.49) | (28.71) | (21.41) | (2.40) | 12.00 | 32.70 |
| 23 | GULF | - | (3.78) | (10.85) | (18.57) | (26.16) | (32.60) | (33.17) | (43.05) | (49.34) | (55.71) | (63.19) | (74.76) |
| 24 | HAMILTON | - | 7.09 | 22.48 | 26.08 | 38.70 | 43.99 | 47.97 | 41.09 | 27.30 | 17.71 | 8.39 | (4.12) |
| 25 | HARDEE | - | (36.60) | (18.12) | (5.36) | 9.35 | (6.27) | 5.85 | 24.88 | 42.80 | 60.76 | 77.64 | 92.02 |
| 26 | HENDRY | - | 86.74 | 86.47 | 73.31 | 77.34 | 74.73 | 83.01 | 92.81 | 95.41 | 93.49 | 92.14 | 95.54 |
| 27 | HERNANDO | - | (217.52) | (267.73) | (331.52) | (336.11) | (301.94) | (320.54) | (272.22) | (227.95) | (183.73) | (153.37) | (126.92) |
| 28 | HIGHLANDS | - | (65.87) | (127.66) | (143.26) | (139.33) | (172.31) | (130.62) | (83.17) | (24.80) | 28.63 | 85.56 | 156.68 |
| 29 | HILLSBOROUGH | - | (34.25) | (1,001.76) | (1,707.69) | (2,158.32) | (2,401.37) | (2,735.86) | (2,736.29) | (2,733.09) | (2,759.29) | (2,803.78) | (2,902.30) |
| 30 | HOLMES | - | (25.20) | (16.31) | (13.30) | (12.97) | (20.50) | (49.03) | (47.96) | (39.97) | (30.95) | (22.34) | (11.48) |
| 31 | INDIAN RIVER | - | (62.20) | (62.09) | (70.54) | (59.46) | (59.21) | (64.61) | (83.81) | (106.31) | (130.47) | (155.72) | (187.71) |
| 32 | JACKSON | - | (55.06) | (70.59) | (94.20) | (109.19) | (150.28) | (174.33) | (175.90) | (176.34) | (175.72) | (176.70) | (173.97) |
| 33 | JEFFERSON | - | (4.33) | 4.08 | 12.34 | 21.46 | 18.12 | 14.42 | 16.86 | 18.82 | 20.33 | 22.20 | 24.37 |
| 34 | LAFAYETTE | - | 24.86 | 40.84 | 54.53 | 69.57 | 80.81 | 92.75 | 98.25 | 101.34 | 99.72 | 95.80 | 90.47 |
| 35 | LAKE | - | 191.80 | 275.87 | 435.06 | 512.54 | 525.82 | 538.80 | 558.02 | 572.39 | 575.68 | 581.45 | 580.87 |
| 36 | LEE | - | (6.60) | 4.08 | 18.18 | 16.43 | (15.53) | 53.21 | 238.09 | 380.71 | 541.45 | 691.06 | 803.28 |
| 37 | LEON | - | 165.28 | 220.19 | 275.75 | 294.79 | 228.39 | 85.77 | (69.71) | (226.97) | (369.52) | (504.53) | (644.09) |
| 38 | LEVY | - | (54.40) | (87.78) | (145.71) | (180.09) | (218.35) | (261.80) | (293.23) | (308.37) | (322.88) | (342.30) | (366.13) |
| 39 | LIBERTY | - | (0.85) | 21.96 | 49.83 | 68.07 | 106.16 | 122.75 | 131.24 | 130.15 | 123.03 | 121.94 | 116.27 |
| 40 | MADISON | - | (21.50) | (22.84) | (30.78) | (38.70) | (45.59) | (55.80) | (74.49) | (96.45) | (118.41) | (137.34) | (155.17) |
| 41 | MANATEE | - | 279.32 | 413.19 | 454.02 | 614.67 | 717.14 | 841.11 | 896.84 | 955.26 | 1,015.15 | 1,074.26 | 1,114.19 |
| 42 | MARION | - | 350.51 | 226.05 | 100.29 | (3.10) | (68.47) | (159.68) | (158.24) | (137.00) | (118.75) | (103.27) | (110.46) |
| 43 | MARTIN | - | (4.06) | (75.98) | (82.63) | (158.86) | (190.50) | (231.72) | (228.57) | (194.57) | (172.31) | (159.95) | (152.42) |
| 44 | MONROE | - | (95.45) | (70.41) | (54.61) | (25.02) | 28.57 | 100.85 | 119.40 | 121.01 | 121.92 | 121.53 | 114.59 |
| 45 | NASSAU | - | (115.99) | (185.05) | (225.07) | (268.55) | (359.73) | (448.79) | (484.75) | (510.84) | (540.85) | (572.70) | (612.69) |
| 46 | OKALOOSA | - | (341.30) | (479.37) | (475.98) | (451.77) | (476.76) | (568.07) | (556.77) | (563.99) | (580.64) | (600.62) | (634.34) |
| 47 | OKEECHOBEE | - | (52.94) | (94.55) | (80.45) | (102.38) | (122.35) | (112.69) | (64.53) | (16.76) | 29.90 | 75.88 | 118.64 |
| 48 | ORANGE | - | (506.79) | (1,060.01) | (1,329.55) | (1,844.32) | (2,156.40) | (2,618.94) | (3,003.70) | (3,255.41) | (3,547.91) | (3,876.11) | (4,252.95) |
| 49 | OSCEOLA | - | (81.39) | (268.97) | (291.31) | (451.23) | (574.40) | (667.15) | (602.53) | (509.78) | (406.01) | (295.97) | (183.79) |
| 50 | PALM BEACH | - | 830.06 | 786.04 | 1,379.59 | 971.67 | 1,071.78 | 1,088.49 | 766.87 | 577.78 | 398.75 | 206.68 | (43.23) |
| 51 | PASCO | - | (269.31) | (289.53) | (434.53) | (574.36) | (641.47) | (688.36) | (581.11) | (517.01) | (442.75) | (349.63) | (274.23) |
| 52 | PINELLAS | - | (652.47) | (488.42) | (409.63) | (370.18) | (334.93) | (500.59) | (708.35) | (864.25) | (1,029.38) | (1,198.71) | (1,402.56) |
| 53 | POLK | - | 188.52 | (37.67) | 466.65 | 728.33 | 779.62 | 866.36 | 1,130.48 | 1,392.43 | 1,655.33 | 1,936.69 | 2,212.68 |
| 54 | PUTNAM | - | 0.88 | (22.74) | (1.89) | (34.78) | (68.14) | (84.15) | (77.73) | (66.28) | (56.83) | (51.98) | (54.76) |
| 55 | ST. JOHNS | - | (34.97) | (216.41) | (385.89) | (599.54) | (746.47) | (795.64) | (754.10) | (677.36) | (633.82) | (632.72) | (694.79) |
| 56 | ST. LUCIE | - | 368.96 | 1,249.24 | 1,282.11 | 1,265.22 | 1,265.40 | 1,380.48 | 1,548.96 | 1,699.51 | 1,850.62 | 2,000.88 | 2,153.61 |
| 57 | SANTA ROSA | - | (291.08) | (356.99) | (388.11) | (440.77) | (531.55) | (655.61) | (693.33) | (694.26) | (700.07) | (703.19) | (710.69) |
| 58 | SARASOTA | - | (59.77) | (188.24) | (186.29) | (200.15) | (197.61) | (193.01) | (61.79) | 48.76 | 136.89 | 195.58 | 241.90 |
| 59 | SEMINOLE | - | (610.42) | (694.81) | (842.82) | (924.39) | (977.35) | (1,152.29) | (1,207.09) | (1,218.69) | (1,231.77) | (1,248.87) | (1,282.20) |
| 60 | SUMTER | - | (115.49) | (196.11) | (240.83) | (297.02) | (358.95) | (360.03) | (330.98) | (277.66) | (234.77) | (177.98) | (119.74) |
| 61 | SUWANNEE | - | (33.82) | (71.59) | (66.72) | (82.01) | (122.04) | (173.21) | (165.05) | (147.59) | (129.73) | (115.71) | (103.24) |
| 62 | TAYLOR | - | (45.85) | (50.37) | (64.31) | (91.73) | (125.40) | (146.19) | (136.87) | (122.52) | (109.09) | (96.67) | (83.15) |
| 63 | UNION | - | (54.25) | (58.20) | (66.43) | (73.52) | (77.25) | (86.41) | (90.69) | (94.12) | (98.53) | (101.71) | (107.58) |
| 64 | VOLUSIA | - | (184.17) | (226.16) | (49.62) | (51.48) | (99.91) | (216.68) | (241.58) | (201.62) | (158.79) | (117.76) | (111.42) |
| 65 | WAKULLA | - | (73.11) | (79.69) | (73.50) | (90.35) | (88.60) | (78.14) | (48.58) | (24.51) | (3.59) | 8.17 | 15.09 |
| 66 | WALTON | - | (65.49) | (60.18) | (13.30) | 2.78 | 14.71 | (55.26) | (111.79) | (160.74) | (191.62) | (201.89) | (194.73) |
| 67 | WASHINGTON | - | 17.18 | 5.74 | 4.20 | (2.42) | (6.80) | (20.25) | (40.06) | (60.97) | (82.95) | (104.60) | (124.92) |
| 69 | FAMU | - | (40.54) | (40.54) | (40.54) | (40.54) | (40.54) | (40.54) | (40.54) | (40.54) | (40.54) | (40.54) | (40.54) |
| 70 | FAU PB | - | 5.00 | 5.00 | 5.00 | 5.00 | 5.00 | 5.00 | 5.00 | 5.00 | 5.00 | 5.00 | 5.00 |
| 72 | FSU Brow | - | 0.50 | 0.50 | 0.50 | 0.50 | 0.50 | 0.50 | 0.50 | 0.50 | 0.50 | 0.50 | 0.50 |
| 73 | FSU Leon | - | 1.50 | 1.50 | 1.50 | 1.50 | 1.50 | 1.50 | 1.50 | 1.50 | 1.50 | 1.50 | 1.50 |
| 74 | UF | - | 27.29 | 27.29 | 27.29 | 27.29 | 27.29 | 27.29 | 27.29 | 27.29 | 27.29 | 27.29 | 27.29 |
| 75 | FLVS | - | - | - | - | - | - | - | - | - | - | - | - |
| 99 | *Florida* | - | *(862.55)* | *(5,221.96)* | *(5,401.54)* | *(8,561.12)* | *(11,000.31)* | *(14,361.08)* | *(15,053.74)* | *(15,140.68)* | *(15,466.39)* | *(16,029.65)* | *(17,163.89)* |

Difference is from the prior year's COFTE forecast.

**COFTE Forecast Comparison: Middle Grade 6 through Grade 8**

| D# | District | 2022-23 | 2023-24 | 2024-25 | 2025-26 | 2026-27 | 2027-28 | 2028-29 | 2029-30 | 2030-31 | 2031-32 | 2032-33 | 2033-34 |
|---|---|---|---|---|---|---|---|---|---|---|---|---|---|
| 1 | ALACHUA | - | (199.60) | (80.81) | (53.75) | (42.04) | (46.01) | 2.04 | 23.26 | 40.46 | 41.80 | 33.28 | 32.31 |
| 2 | BAKER | - | (9.01) | (26.20) | (13.46) | (31.65) | (25.72) | (60.72) | (86.66) | (127.04) | (148.07) | (146.61) | (143.82) |
| 3 | BAY | - | (109.50) | (96.79) | (106.34) | (89.84) | (25.73) | 53.56 | (26.00) | (24.60) | (4.16) | 80.15 | 126.77 |
| 4 | BRADFORD | - | (9.20) | (5.01) | 13.98 | 33.60 | 36.97 | 27.29 | 12.25 | (5.13) | (9.98) | (13.37) | (10.96) |
| 5 | BREVARD | - | (151.26) | 95.01 | 4.95 | (87.30) | (96.64) | 190.67 | 286.93 | 365.14 | 317.43 | 329.75 | 328.57 |
| 6 | BROWARD | - | (1,119.07) | (1,259.90) | (1,748.21) | (1,360.21) | (1,254.81) | (891.22) | (905.40) | (1,022.50) | (1,193.11) | (1,303.76) | (1,415.06) |
| 7 | CALHOUN | - | (20.03) | (11.55) | (5.56) | 15.71 | 19.12 | 18.93 | (0.74) | (12.45) | (20.01) | (21.16) | (20.58) |
| 8 | CHARLOTTE | - | (76.10) | (64.49) | (85.17) | (67.44) | (38.79) | 53.09 | 81.00 | 72.25 | 36.85 | 21.82 | 20.51 |
| 9 | CITRUS | - | (43.18) | (62.35) | (36.71) | (34.51) | (21.57) | (33.01) | (61.82) | (99.98) | (116.45) | (111.22) | (99.79) |
| 10 | CLAY | - | (183.84) | (129.99) | (216.65) | (208.04) | (226.75) | (178.98) | (302.99) | (490.19) | (635.38) | (686.97) | (668.57) |
| 11 | COLLIER | - | (3.80) | 52.07 | 77.69 | (1.25) | (153.98) | (282.41) | (331.80) | (270.17) | (117.08) | 51.54 | 150.22 |
| 12 | COLUMBIA | - | (37.36) | (32.98) | (26.66) | (22.34) | (40.35) | (41.71) | (56.37) | (86.54) | (113.32) | (115.74) | (107.67) |
| 13 | MIAMI-DADE | - | 61.25 | 438.33 | 385.93 | 195.41 | 181.66 | 522.00 | 26.07 | (626.93) | (1,146.13) | (1,249.84) | (1,188.89) |
| 14 | DESOTO | - | (102.67) | (70.88) | (70.76) | (93.26) | (121.42) | (86.54) | (61.96) | (58.57) | (69.26) | (72.54) | (70.89) |
| 15 | DIXIE | - | (12.14) | (4.69) | 7.07 | 15.67 | 10.47 | 5.96 | 4.16 | 11.50 | 14.76 | 15.51 | 16.51 |
| 16 | DUVAL | - | (472.94) | (163.67) | 153.35 | 528.31 | 523.59 | 336.66 | (39.50) | (325.09) | (574.81) | (571.44) | (508.69) |
| 17 | ESCAMBIA | - | (191.98) | (173.97) | (323.18) | (270.67) | (219.40) | 20.31 | 57.58 | (38.70) | (158.30) | (177.61) | (173.78) |
| 18 | FLAGLER | - | (7.39) | (22.18) | (33.07) | (1.80) | 102.48 | 180.65 | 310.52 | 424.47 | 548.26 | 584.19 | 589.37 |
| 19 | FRANKLIN | - | 3.02 | 4.87 | 12.85 | 11.71 | 10.22 | (0.05) | (0.18) | (0.53) | 6.33 | 8.52 | 13.05 |
| 20 | GADSDEN | - | 43.86 | 24.82 | (36.30) | (43.26) | (58.69) | (18.06) | (3.35) | 19.05 | 30.27 | 33.37 | 35.26 |
| 21 | GILCHRIST | - | 8.14 | (0.82) | (15.34) | (10.40) | (32.22) | (57.40) | (61.74) | (36.21) | (4.36) | 5.90 | 10.04 |
| 22 | GLADES | - | (6.50) | (15.86) | (24.95) | (21.82) | (17.59) | (4.08) | (22.88) | (19.59) | (36.68) | (34.59) | (42.66) |
| 23 | GULF | - | (4.79) | (6.86) | 2.32 | 6.28 | 5.80 | 0.90 | 0.26 | (3.33) | (0.09) | (1.40) | 0.69 |
| 24 | HAMILTON | - | (22.15) | (17.60) | (7.88) | (6.40) | 4.31 | (1.12) | 8.18 | 18.11 | 24.86 | 28.38 | 28.75 |
| 25 | HARDEE | - | (19.03) | (42.15) | (34.96) | (42.58) | (10.51) | 3.23 | 13.51 | (2.77) | (4.69) | (1.79) | 0.43 |
| 26 | HENDRY | - | (5.01) | 14.82 | 46.75 | 59.33 | 65.02 | 50.54 | 45.65 | 44.29 | 43.23 | 48.52 | 45.48 |
| 27 | HERNANDO | - | (185.72) | (166.78) | (138.39) | (244.27) | (231.24) | (179.46) | (152.19) | (142.00) | (188.82) | (166.98) | (142.95) |
| 28 | HIGHLANDS | - | (25.69) | (48.53) | (100.16) | (169.04) | (183.06) | (199.72) | (191.45) | (217.47) | (202.96) | (199.23) | (200.26) |
| 29 | HILLSBOROUGH | - | (876.35) | (417.32) | (845.52) | (597.19) | (1,104.62) | (1,368.90) | (1,763.96) | (1,970.93) | (2,227.69) | (2,143.54) | (2,019.07) |
| 30 | HOLMES | - | (9.84) | 4.74 | 11.26 | 23.76 | 38.77 | 65.66 | 65.26 | 52.31 | 21.07 | 13.97 | 10.38 |
| 31 | INDIAN RIVER | - | (94.36) | (42.33) | 4.17 | (1.54) | (2.20) | (17.38) | (11.17) | (10.06) | (3.97) | (0.28) | 2.39 |
| 32 | JACKSON | - | 13.40 | 18.02 | 9.66 | (4.50) | 17.44 | 22.84 | 10.79 | (23.45) | (47.36) | (50.11) | (53.43) |
| 33 | JEFFERSON | - | 28.68 | 10.39 | (11.23) | (20.01) | (8.36) | 8.00 | 17.43 | 14.66 | 10.76 | 9.91 | 9.69 |
| 34 | LAFAYETTE | - | 1.97 | (1.17) | 2.06 | 4.70 | 13.82 | 16.14 | 24.27 | 30.65 | 42.79 | 50.96 | 57.58 |
| 35 | LAKE | - | 38.64 | 43.20 | (104.96) | (158.15) | (81.32) | 66.06 | 138.19 | 140.97 | 153.18 | 156.72 | 151.64 |
| 36 | LEE | - | (325.57) | (204.95) | (64.13) | 137.68 | 192.34 | 233.51 | 189.08 | 143.66 | 89.95 | 123.20 | 139.82 |
| 37 | LEON | - | (17.59) | 76.35 | 121.47 | 159.14 | 248.14 | 274.32 | 280.41 | 216.43 | 179.12 | 143.05 | 108.72 |
| 38 | LEVY | - | 1.29 | 5.94 | 30.25 | 30.66 | 41.75 | 44.41 | 29.23 | (5.15) | (48.82) | (69.84) | (70.92) |
| 39 | LIBERTY | - | 14.05 | 7.20 | 3.38 | (6.92) | (18.48) | (18.71) | (9.30) | 18.76 | 41.81 | 49.08 | 51.37 |
| 40 | MADISON | - | (14.23) | (24.62) | (24.57) | (25.01) | (21.23) | (25.88) | (35.62) | (38.85) | (33.43) | (30.50) | (33.00) |
| 41 | MANATEE | - | (113.90) | (188.90) | (115.85) | (9.22) | 28.67 | 7.65 | 153.10 | 238.75 | 298.03 | 283.80 | 281.87 |
| 42 | MARION | - | 95.48 | 175.91 | 195.54 | 229.66 | 197.04 | 176.00 | 80.41 | (9.26) | (112.61) | (132.81) | (117.92) |
| 43 | MARTIN | - | (70.44) | (54.56) | (69.40) | (39.62) | (28.82) | 43.92 | 15.92 | (36.71) | (90.48) | (108.69) | (99.71) |
| 44 | MONROE | - | (22.84) | (68.37) | (78.85) | (81.86) | (103.27) | (148.77) | (128.89) | (72.20) | 0.19 | 19.94 | 26.81 |
| 45 | NASSAU | - | (26.14) | 8.79 | 6.74 | (12.68) | 11.43 | 30.74 | (9.28) | (116.53) | (192.63) | (199.62) | (185.76) |
| 46 | OKALOOSA | - | (281.52) | (211.69) | (195.08) | (288.47) | (378.14) | (294.39) | (298.06) | (333.51) | (399.95) | (370.54) | (338.45) |
| 47 | OKEECHOBEE | - | (18.17) | 18.60 | (21.14) | (29.82) | (43.43) | (3.72) | (28.77) | (50.39) | (69.11) | (64.79) | (58.35) |
| 48 | ORANGE | - | (1,584.76) | (1,081.95) | (815.07) | (122.42) | (320.77) | (298.88) | (715.64) | (1,091.39) | (1,423.58) | (1,529.61) | (1,459.24) |
| 49 | OSCEOLA | - | (288.81) | (203.32) | (298.71) | (163.85) | (228.85) | (91.44) | (229.87) | (359.29) | (536.97) | (577.50) | (592.25) |
| 50 | PALM BEACH | - | (252.91) | (170.83) | (633.21) | (160.40) | (278.39) | 195.26 | 38.84 | 157.83 | 290.12 | 104.70 | 93.54 |
| 51 | PASCO | - | (292.13) | (498.35) | (350.90) | (220.87) | (81.82) | (112.02) | (311.84) | (393.72) | (473.14) | (435.15) | (428.79) |
| 52 | PINELLAS | - | (578.52) | (641.44) | (533.09) | (384.95) | (261.25) | (173.21) | (105.38) | (108.95) | (166.66) | (222.05) | (212.50) |
| 53 | POLK | - | 48.37 | 309.80 | (515.66) | (673.31) | (892.08) | (356.15) | (136.66) | (130.00) | (231.60) | (239.23) | (250.47) |
| 54 | PUTNAM | - | (0.94) | 92.76 | 63.82 | 85.40 | 101.76 | 155.51 | 144.69 | 119.07 | 90.12 | 78.56 | 79.16 |
| 55 | ST. JOHNS | - | (137.16) | (106.62) | (101.21) | 42.57 | (8.89) | 81.93 | (6.29) | (88.59) | (198.40) | (166.07) | (45.79) |
| 56 | ST. LUCIE | - | 194.31 | 771.57 | 727.45 | 729.15 | 649.99 | 654.04 | 610.05 | 601.38 | 627.73 | 648.06 | 634.18 |
| 57 | SANTA ROSA | - | (135.17) | (146.30) | (187.80) | (194.21) | (169.68) | (105.44) | (147.90) | (265.26) | (388.95) | (418.35) | (402.95) |
| 58 | SARASOTA | - | (82.76) | (36.06) | (120.96) | (90.12) | (143.70) | (113.05) | (162.10) | (214.38) | (252.88) | (185.12) | (132.40) |
| 59 | SEMINOLE | - | (568.20) | (640.72) | (547.36) | (292.86) | (293.00) | (286.00) | (360.90) | (445.20) | (606.10) | (651.12) | (631.68) |
| 60 | SUMTER | - | (22.31) | 4.38 | 0.04 | (29.77) | (40.67) | (62.08) | (101.40) | (170.12) | (192.63) | (213.32) | (207.77) |
| 61 | SUWANNEE | - | 30.12 | 76.13 | 51.16 | 32.14 | 34.04 | 104.40 | 93.53 | 51.02 | (14.68) | (24.44) | (23.15) |
| 62 | TAYLOR | - | (31.60) | (46.45) | (28.58) | 2.51 | 32.18 | 46.14 | 16.61 | (20.57) | (51.16) | (57.61) | (55.78) |
| 63 | UNION | - | (7.56) | 3.76 | 16.54 | 30.13 | 33.94 | 37.14 | 29.99 | 22.07 | 11.26 | 8.75 | 9.40 |
| 64 | VOLUSIA | - | (357.38) | (278.50) | (396.52) | (305.45) | (272.77) | 31.54 | 101.91 | 21.35 | (135.71) | (211.59) | (201.77) |
| 65 | WAKULLA | - | (35.27) | (10.42) | (28.95) | (16.83) | (10.91) | 2.21 | (26.20) | (40.35) | (48.03) | (32.79) | (19.29) |
| 66 | WALTON | - | (17.33) | (13.67) | (33.37) | (44.15) | (45.88) | (66.75) | (103.52) | (135.30) | (152.85) | (179.43) | (213.63) |
| 67 | WASHINGTON | - | (9.71) | 5.19 | 3.68 | 14.13 | 9.24 | 5.25 | (3.24) | (6.83) | (5.16) | (3.85) | (2.58) |
| 69 | FAMU | - | 4.50 | 4.50 | 4.50 | 4.50 | 4.50 | 4.50 | 4.50 | 4.50 | 4.50 | 4.50 | 4.50 |
| 70 | FAU PB | - | 1.39 | 1.39 | 1.39 | 1.39 | 1.39 | 1.39 | 1.39 | 1.39 | 1.39 | 1.39 | 1.39 |
| 72 | FSU Brow | - | - | - | - | - | - | - | - | - | - | - | - |
| 73 | FSU Leon | - | 6.00 | 6.00 | 6.00 | 6.00 | 6.00 | 6.00 | 6.00 | 6.00 | 6.00 | 6.00 | 6.00 |
| 74 | UF | - | 41.18 | 41.18 | 41.18 | 41.18 | 41.18 | 41.18 | 41.18 | 41.18 | 41.18 | 41.18 | 41.18 |
| 75 | FLVS | - | - | - | - | - | - | - | - | - | - | - | - |
| 99 | *Florida* | - | *(8,644.03)* | *(5,802.84)* | *(7,720.40)* | *(4,907.54)* | *(5,505.71)* | *(2,281.64)* | *(4,564.83)* | *(7,395.49)* | *(10,401.18)* | *(10,733.46)* | *(10,069.60)* |

Difference is from the prior year's COFTE forecast.

**COFTE Forecast Comparison: High Grade 9 through Grade 12**

| D# | District | 2022-23 | 2023-24 | 2024-25 | 2025-26 | 2026-27 | 2027-28 | 2028-29 | 2029-30 | 2030-31 | 2031-32 | 2032-33 | 2033-34 |
|---|---|---|---|---|---|---|---|---|---|---|---|---|---|
| 1 | ALACHUA | - | (183.85) | (155.36) | (200.04) | (194.04) | (268.90) | (274.85) | (252.21) | (235.10) | (211.77) | (154.96) | (126.31) |
| 2 | BAKER | - | 20.63 | 1.36 | (15.15) | (7.88) | (9.82) | (9.67) | (19.24) | (21.52) | (41.64) | (81.69) | (107.00) |
| 3 | BAY | - | (397.20) | (370.55) | (404.25) | (344.10) | (294.64) | (275.25) | (153.58) | (137.43) | (54.61) | (46.25) | (73.48) |
| 4 | BRADFORD | - | 7.63 | (16.47) | (48.67) | (66.72) | (70.51) | (69.87) | (47.92) | (30.69) | (37.82) | (44.77) | (58.33) |
| 5 | BREVARD | - | 192.50 | (242.23) | (404.44) | (306.68) | (340.21) | (366.16) | (312.43) | (278.66) | (121.34) | 25.77 | 170.58 |
| 6 | BROWARD | - | (418.88) | (165.70) | (190.56) | (575.27) | (1,428.68) | (1,764.72) | (1,871.86) | (1,567.17) | (1,353.99) | (975.79) | (1,199.84) |
| 7 | CALHOUN | - | (9.90) | 9.87 | 14.15 | 20.30 | 25.03 | 28.36 | 44.75 | 54.43 | 50.71 | 42.31 | 22.48 |
| 8 | CHARLOTTE | - | 26.01 | 28.10 | (19.52) | (42.14) | (98.25) | (127.73) | (106.35) | (61.34) | (4.06) | 63.21 | 78.82 |
| 9 | CITRUS | - | (32.19) | 39.54 | 0.68 | (15.87) | (40.81) | (52.14) | (31.56) | (19.08) | (26.87) | (56.48) | (81.32) |
| 10 | CLAY | - | (345.34) | (122.12) | (90.24) | (124.49) | (142.53) | (180.91) | (187.11) | (172.87) | (211.70) | (289.76) | (485.37) |
| 11 | COLLIER | - | 10.45 | 297.64 | 356.49 | 370.58 | 244.82 | 215.34 | 147.05 | 18.48 | (160.71) | (262.49) | (223.19) |
| 12 | COLUMBIA | - | (42.75) | (15.96) | (15.46) | (8.81) | 13.23 | 10.00 | 2.53 | 10.28 | (9.73) | (27.79) | (48.66) |
| 13 | MIAMI-DADE | - | (27.08) | 44.73 | (345.71) | 215.44 | (136.78) | (212.69) | 254.76 | 180.99 | 104.29 | 52.64 | (544.64) |
| 14 | DESOTO | - | (24.37) | (28.81) | (49.79) | (66.56) | (60.39) | (81.38) | (86.12) | (89.70) | (91.23) | (71.55) | (62.33) |
| 15 | DIXIE | - | (70.44) | (49.50) | (34.24) | (33.47) | (12.77) | (2.27) | 7.72 | 6.53 | 5.54 | 4.38 | 4.75 |
| 16 | DUVAL | - | 259.68 | (205.78) | (318.16) | (571.97) | (578.21) | (231.35) | (29.24) | 162.49 | 199.68 | (149.78) | (498.10) |
| 17 | ESCAMBIA | - | (298.20) | (99.50) | 15.58 | 93.53 | 210.67 | 51.58 | 3.47 | 138.12 | 225.03 | 289.90 | 298.52 |
| 18 | FLAGLER | - | 66.54 | 69.79 | 110.39 | 127.05 | 121.97 | 121.92 | 143.89 | 255.56 | 355.56 | 519.38 | 710.18 |
| 19 | FRANKLIN | - | (12.17) | (21.47) | (7.14) | 3.55 | 15.70 | 30.90 | 31.57 | 28.12 | 22.27 | 19.32 | 18.18 |
| 20 | GADSDEN | - | 25.83 | 15.77 | 26.92 | 2.17 | (12.12) | (59.81) | (72.87) | (79.76) | (72.89) | (47.89) | (27.99) |
| 21 | GILCHRIST | - | 2.57 | (19.56) | (21.94) | (43.79) | (52.90) | (61.22) | (67.59) | (81.52) | (105.61) | (103.57) | (95.98) |
| 22 | GLADES | - | (38.52) | (14.49) | (13.76) | (22.77) | (6.13) | (14.29) | (4.97) | (12.49) | (4.60) | (6.18) | (13.04) |
| 23 | GULF | - | (33.14) | (19.16) | (20.20) | (23.21) | (5.59) | (1.66) | 10.58 | 17.58 | 13.59 | 12.04 | 8.31 |
| 24 | HAMILTON | - | (27.29) | (22.68) | (26.83) | (28.13) | (23.77) | (8.19) | (6.53) | 0.87 | 10.83 | 10.66 | 23.91 |
| 25 | HARDEE | - | (47.77) | (21.75) | (11.34) | 4.35 | (20.65) | (32.02) | (32.15) | (9.20) | 5.35 | 10.88 | 16.67 |
| 26 | HENDRY | - | 5.39 | (22.36) | (27.95) | 2.02 | (8.68) | 28.50 | 46.55 | 59.49 | 63.58 | 43.04 | 39.85 |
| 27 | HERNANDO | - | 67.76 | (217.56) | (315.32) | (296.97) | (336.18) | (279.83) | (291.01) | (339.30) | (261.30) | (255.14) | (231.20) |
| 28 | HIGHLANDS | - | (64.15) | (17.77) | (7.94) | 63.32 | 64.38 | 9.31 | (45.00) | (70.10) | (114.20) | (122.48) | (125.48) |
| 29 | HILLSBOROUGH | - | (450.46) | (769.16) | (316.30) | (765.66) | (1,100.55) | (899.16) | (1,382.48) | (1,340.33) | (1,755.50) | (2,305.14) | (2,665.89) |
| 30 | HOLMES | - | 55.96 | 23.05 | 22.50 | 17.88 | 7.13 | 16.79 | 22.24 | 34.05 | 62.08 | 61.52 | 50.95 |
| 31 | INDIAN RIVER | - | (95.97) | (124.68) | (22.26) | 80.74 | 115.36 | 165.62 | 202.24 | 200.31 | 182.12 | 183.24 | 189.79 |
| 32 | JACKSON | - | 9.12 | (29.31) | (37.65) | (42.33) | (63.36) | (61.00) | (70.41) | (60.56) | (54.09) | (63.79) | (73.92) |
| 33 | JEFFERSON | - | (35.81) | (8.69) | 19.34 | 21.98 | 24.27 | 13.19 | (3.23) | (0.11) | 8.53 | 19.00 | 27.23 |
| 34 | LAFAYETTE | - | (12.46) | (13.32) | (12.82) | (11.63) | (9.53) | (8.18) | (4.52) | 3.01 | 7.55 | 14.89 | 24.58 |
| 35 | LAKE | - | (300.00) | 19.33 | 219.47 | 176.20 | 99.08 | 6.62 | (45.03) | (10.41) | 69.25 | 197.46 | 263.42 |
| 36 | LEE | - | (214.00) | (181.97) | (217.44) | (248.29) | (194.34) | (50.67) | 119.74 | 344.36 | 391.95 | 345.73 | 325.79 |
| 37 | LEON | - | (176.28) | (138.27) | (98.18) | 41.34 | 181.33 | 235.39 | 278.89 | 369.19 | 392.95 | 406.53 | 410.24 |
| 38 | LEVY | - | (10.76) | (0.21) | 16.96 | 34.71 | 66.22 | 103.01 | 120.27 | 133.45 | 148.94 | 126.48 | 89.37 |
| 39 | LIBERTY | - | 0.40 | 13.94 | 5.24 | 13.28 | 5.43 | (3.85) | (8.57) | (28.55) | (29.82) | (19.63) | (3.59) |
| 40 | MADISON | - | 18.48 | 26.04 | 35.83 | 31.06 | 17.37 | 7.17 | 9.35 | 8.33 | 2.55 | (2.06) | (4.44) |
| 41 | MANATEE | - | 424.37 | 349.63 | 298.80 | 135.33 | (148.64) | (121.12) | (127.80) | 18.75 | 73.37 | 142.73 | 282.40 |
| 42 | MARION | - | (278.78) | (85.97) | 69.25 | 128.82 | 200.66 | 275.20 | 273.21 | 273.35 | 261.54 | 153.46 | 34.77 |
| 43 | MARTIN | - | 24.46 | 167.31 | 51.26 | (3.71) | (78.69) | (111.72) | (45.70) | (10.35) | 12.43 | 29.87 | (33.70) |
| 44 | MONROE | - | (69.03) | (28.17) | (16.20) | (17.20) | (13.74) | (45.65) | (68.49) | (96.73) | (136.70) | (122.06) | (78.24) |
| 45 | NASSAU | - | (47.00) | (55.82) | (49.19) | 3.52 | 21.62 | 23.78 | 15.14 | 45.74 | 42.64 | (9.95) | (78.41) |
| 46 | OKALOOSA | - | (670.77) | (678.76) | (817.17) | (879.50) | (676.06) | (696.11) | (706.08) | (706.45) | (703.65) | (729.16) | (713.50) |
| 47 | OKEECHOBEE | - | (43.03) | (60.86) | (61.21) | (43.28) | (36.56) | (61.87) | (57.94) | (61.36) | (69.79) | (67.71) | (82.04) |
| 48 | ORANGE | - | (562.56) | (469.61) | (969.53) | (1,449.63) | (1,374.55) | (1,073.65) | (543.72) | (143.06) | (349.10) | (566.24) | (1,143.76) |
| 49 | OSCEOLA | - | (438.68) | (344.30) | (251.83) | (414.62) | (334.81) | (417.56) | (356.92) | (256.95) | (261.63) | (297.91) | (507.08) |
| 50 | PALM BEACH | - | 28.51 | 103.52 | 195.23 | 199.99 | 204.63 | (396.51) | 148.79 | 188.80 | 77.68 | 802.27 | 515.72 |
| 51 | PASCO | - | (384.74) | (180.75) | (492.64) | (550.12) | (622.37) | (449.52) | (189.22) | (79.28) | 24.71 | (142.35) | (285.47) |
| 52 | PINELLAS | - | (99.47) | 130.60 | 39.68 | (235.41) | (690.98) | (649.96) | (555.15) | (416.52) | (269.53) | (238.85) | (248.96) |
| 53 | POLK | - | 274.87 | 42.61 | 483.12 | 317.58 | 327.32 | (166.86) | (663.10) | (655.22) | (667.72) | (376.92) | (174.64) |
| 54 | PUTNAM | - | 62.84 | (1.48) | 11.26 | 28.56 | 30.62 | 58.32 | 88.19 | 115.17 | 136.66 | 152.83 | 136.04 |
| 55 | ST. JOHNS | - | (244.05) | (31.14) | (105.11) | (352.97) | (403.56) | (243.69) | (44.30) | 134.09 | 242.68 | 191.85 | 34.19 |
| 56 | ST. LUCIE | - | (51.41) | 296.01 | 228.19 | 227.43 | 343.46 | 264.59 | 264.12 | 245.12 | 146.45 | 141.92 | 126.05 |
| 57 | SANTA ROSA | - | (104.87) | (102.57) | (144.08) | (235.36) | (314.75) | (347.82) | (378.43) | (362.12) | (313.47) | (348.62) | (442.17) |
| 58 | SARASOTA | - | (98.01) | (94.80) | (33.00) | (5.50) | 318.79 | 404.75 | 404.82 | 470.60 | 416.51 | 305.61 | 227.71 |
| 59 | SEMINOLE | - | (473.14) | (234.18) | (244.70) | (675.44) | (942.50) | (935.99) | (888.65) | (718.61) | (603.00) | (697.00) | (809.85) |
| 60 | SUMTER | - | (44.63) | (44.11) | (59.21) | (68.15) | (58.55) | (60.85) | (59.65) | (74.36) | (115.32) | (150.45) | (202.19) |
| 61 | SUWANNEE | - | 12.48 | 22.34 | 61.42 | 122.48 | 145.01 | 139.57 | 137.01 | 146.42 | 174.07 | 168.49 | 136.26 |
| 62 | TAYLOR | - | (7.12) | 7.52 | 13.16 | (6.34) | (29.50) | (30.47) | (6.03) | 23.37 | 37.41 | 25.80 | (6.01) |
| 63 | UNION | - | (3.79) | (1.22) | (9.18) | (15.53) | (11.25) | 1.46 | 14.84 | 22.67 | 28.12 | 22.57 | 13.81 |
| 64 | VOLUSIA | - | (421.97) | (254.63) | (491.85) | (549.63) | (468.70) | (583.44) | (541.69) | (390.06) | (258.02) | (136.45) | (125.85) |
| 65 | WAKULLA | - | (21.07) | (29.41) | (29.66) | (26.23) | (23.79) | (12.76) | 4.56 | 12.61 | 13.63 | 6.96 | (12.34) |
| 66 | WALTON | - | 13.97 | 20.13 | (1.85) | 3.72 | 10.68 | (76.57) | (121.52) | (169.20) | (224.61) | (240.58) | (262.98) |
| 67 | WASHINGTON | - | (51.56) | (62.12) | (37.24) | (38.57) | (22.27) | (14.68) | (9.47) | (5.69) | (15.47) | (19.48) | (26.37) |
| 69 | FAMU | - | (11.22) | (11.22) | (11.22) | (11.22) | (11.22) | (11.22) | (11.22) | (11.22) | (11.22) | (11.22) | (11.22) |
| 70 | FAU PB | - | (4.49) | (4.49) | (4.49) | (4.49) | (4.49) | (4.49) | (4.49) | (4.49) | (4.49) | (4.49) | (4.49) |
| 72 | FSU Brow | - | - | - | - | - | - | - | - | - | - | - | - |
| 73 | FSU Leon | - | (8.66) | (8.66) | (8.66) | (8.66) | (8.66) | (8.66) | (8.66) | (8.66) | (8.66) | (8.66) | (8.66) |
| 74 | UF | - | (4.36) | (4.36) | (4.36) | (4.36) | (4.36) | (4.36) | (4.36) | (4.36) | (4.36) | (4.36) | (4.36) |
| 75 | FLVS | - | - | - | - | - | - | - | - | - | - | - | - |
| 99 | *Florida* | - | *(5,902.94)* | *(4,174.19)* | *(4,840.76)* | *(6,949.77)* | *(8,781.52)* | *(9,443.03)* | *(7,728.29)* | *(5,098.25)* | *(4,729.97)* | *(4,666.91)* | *(7,731.82)* |

Difference is from the prior year's COFTE forecast.

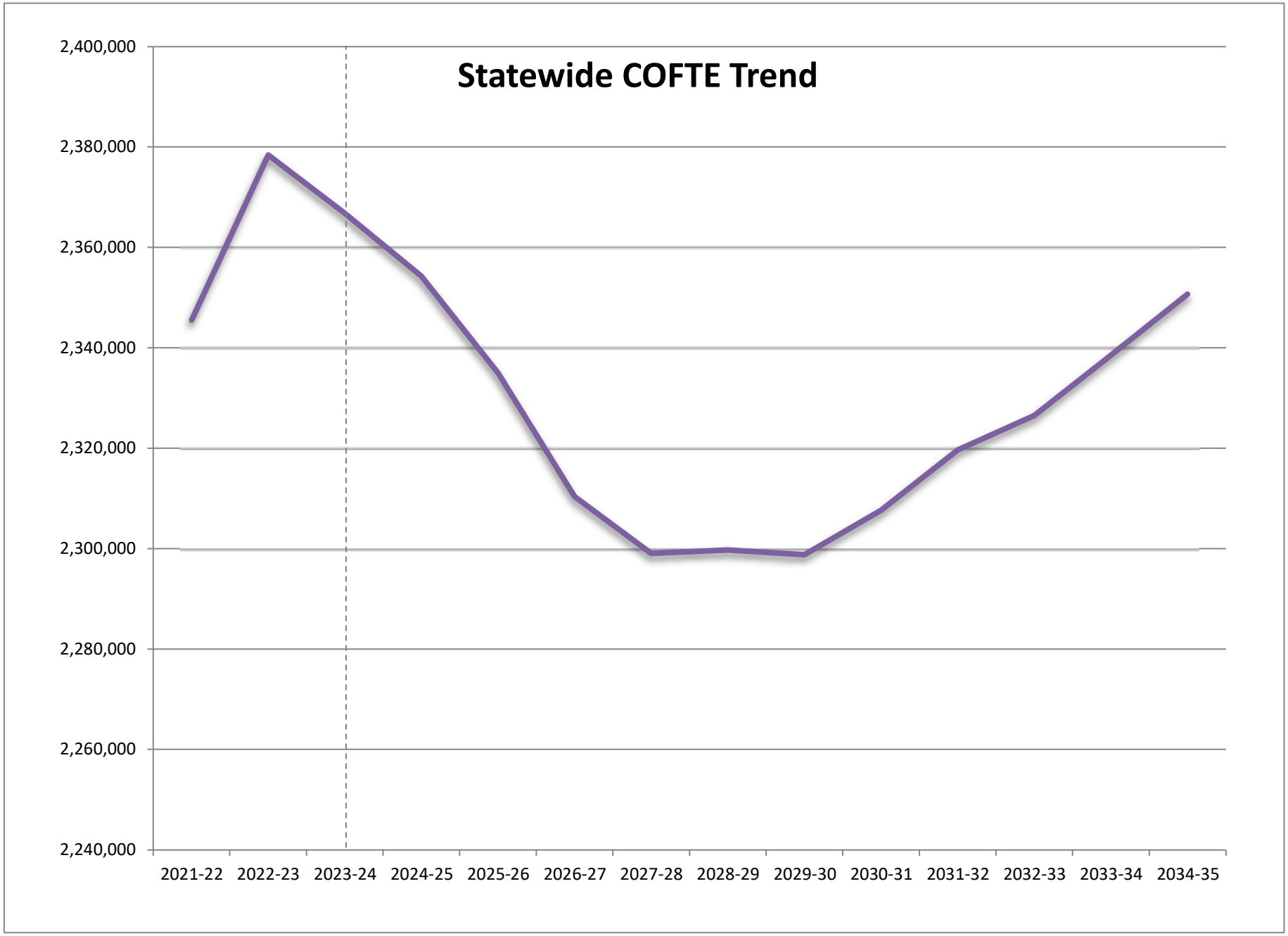
Statewide COFTE Trend
2,400,000
2,380,000
2,360,000
2,340,000
2,320,000
2,300,000
2,280,000
2,260,000
2,240,000
2021-22
2022-23
2023-24
2024-25
2025-26
2026-27
2027-28
2028-29
2029-30
2030-31
2031-32
2032-33
2033-34
2034-35

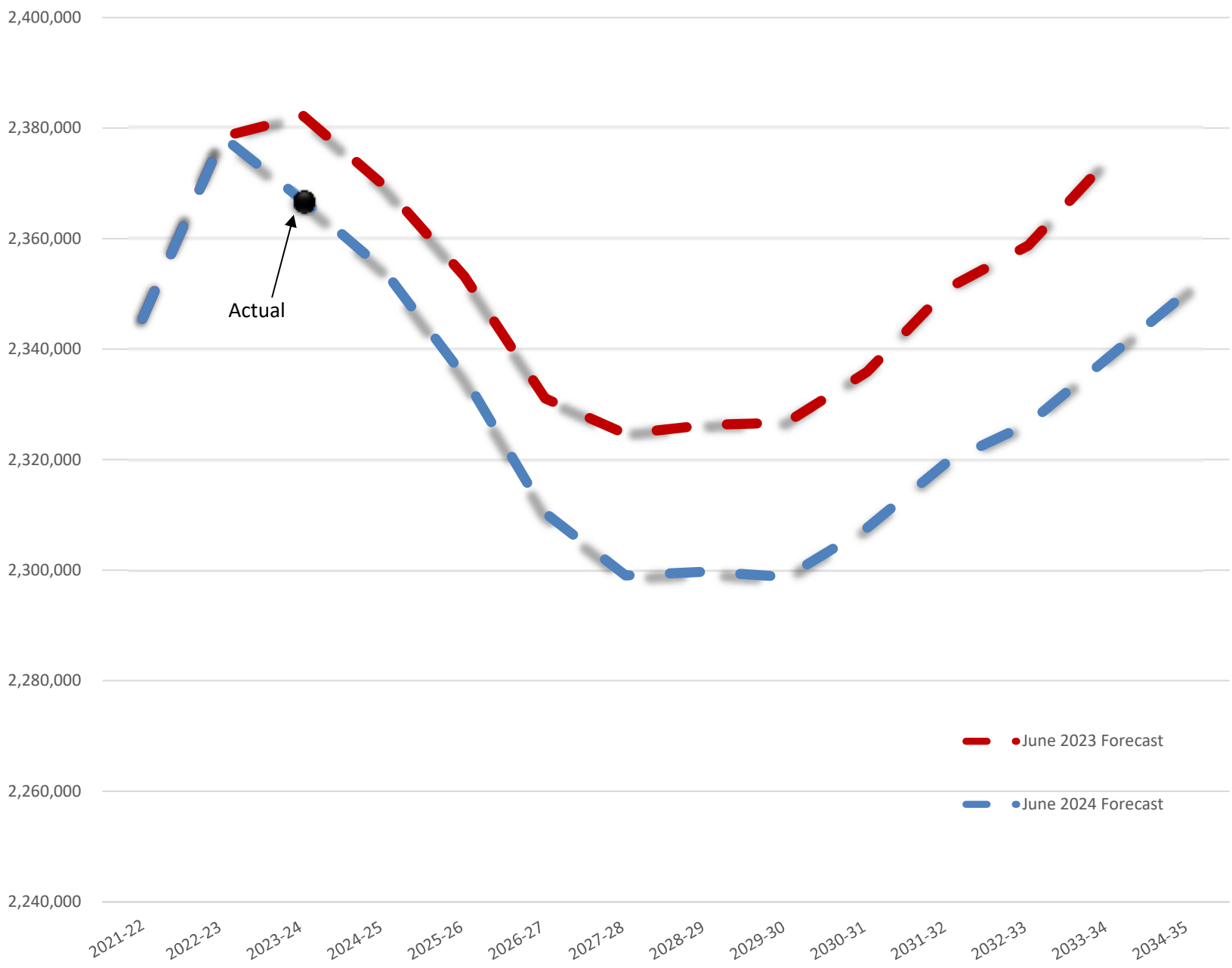
2,400,000
2,380,000
2,360,000
2,340,000
2,320,000
2,300,000
2,280,000
2,260,000
2,240,000
Actual
June 2023 Forecast
June 2024 Forecast
2021-22
2022-23
2023-24
2024-25
2025-26
2026-27
2027-28
2028-29
2029-30
2030-31
2031-32
2032-33
2033-34
2034-35

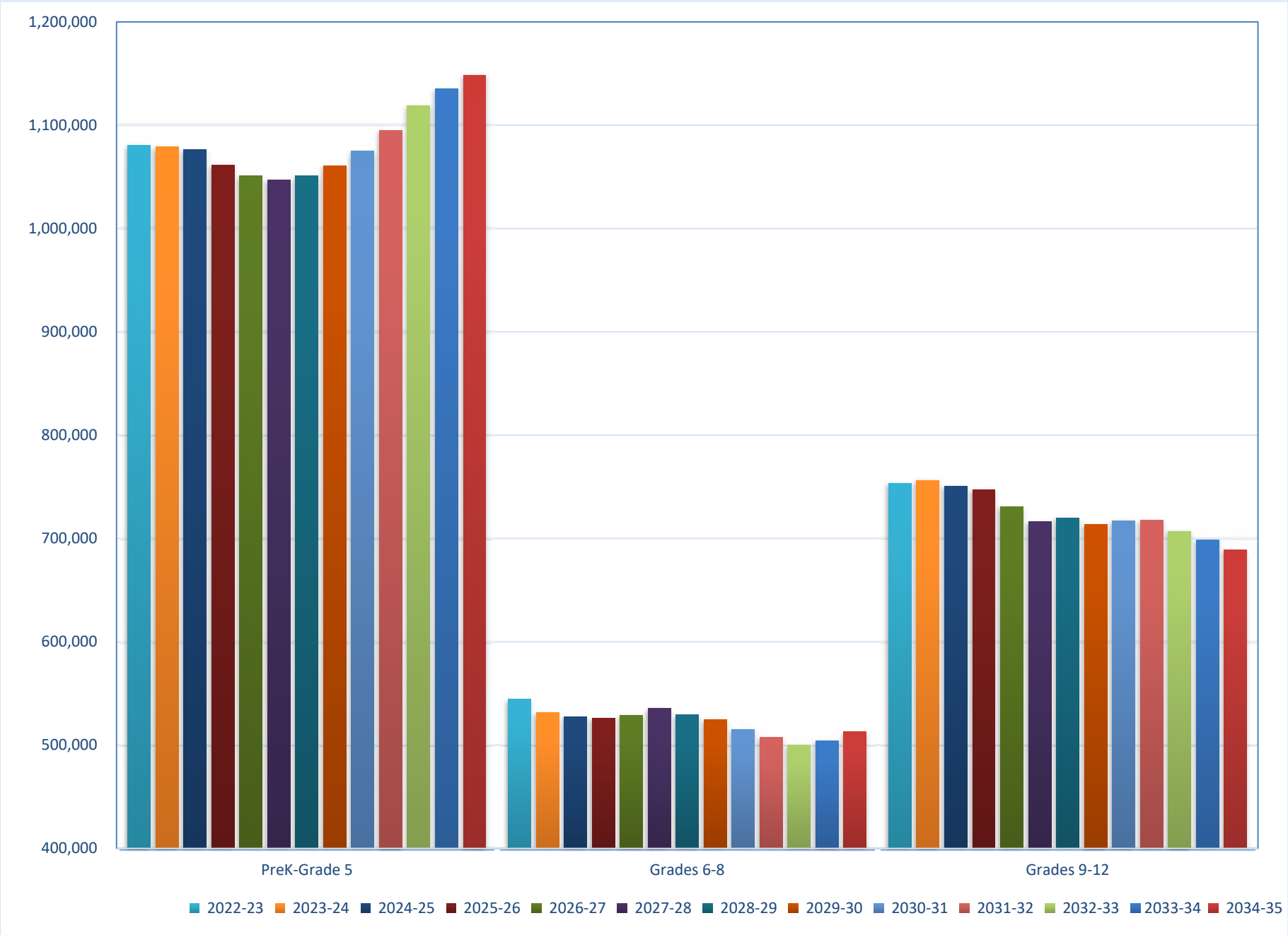
1,200,000
1,100,000
1,000,000
900,000
800,000
700,000
600,000
500,000
400,000
PreK-Grade 5
Grades 6-8
Grades 9-12
2022-23
2023-24
2024-25
2025-26
2026-27
2027-28
2028-29
2029-30
2030-31
2031-32
2032-33
2033-34
2034-35

# Statewide Total

## 2024-25 to 2034-35 Capital Outlay FTE Forecast

| | Actual 2021-22 | Actual 2022-23 | Actual 2023-24 | Projected 2024-25 | Projected 2025-26 | Projected 2026-27 | Projected 2027-28 | Projected 2028-29 | Projected 2029-30 | Projected 2030-31 | Projected 2031-32 | Projected 2032-33 | Projected 2033-34 | Projected 2034-35 |
|---|---|---|---|---|---|---|---|---|---|---|---|---|---|---|
| Births* | 225,667 | 223,197 | 222,640 | 220,536 | 214,535 | 210,194 | 224,060 | 226,116 | 228,759 | 231,230 | 233,341 | 235,236 | 236,263 | 237,070 |
| Grade | | | | | | | | | | | | | | |
| PreK | 18,543.28 | 20,853.88 | 22,121.28 | 21,645.52 | 22,154.41 | 22,951.96 | 23,207.57 | 23,488.52 | 23,732.09 | 23,939.96 | 24,091.74 | 24,188.70 | 24,280.49 | 24,383.74 |
| Grade K | 168,207.72 | 167,100.04 | 163,964.86 | 162,550.33 | 159,472.95 | 157,731.16 | 168,477.28 | 171,227.70 | 174,204.63 | 176,949.20 | 179,377.43 | 181,663.74 | 183,310.58 | 180,711.46 |
| Grade 1 | 169,093.14 | 177,394.76 | 172,217.49 | 169,064.37 | 167,471.09 | 164,263.64 | 162,390.39 | 173,190.05 | 176,167.60 | 179,187.00 | 181,956.86 | 184,404.76 | 186,702.53 | 187,754.99 |
| Grade 2 | 172,546.80 | 174,656.43 | 178,890.74 | 174,199.68 | 170,982.97 | 169,281.32 | 166,013.87 | 164,116.03 | 174,812.14 | 177,922.27 | 180,953.68 | 183,713.01 | 186,145.19 | 189,794.38 |
| Grade 3 | 180,854.25 | 190,568.47 | 184,674.10 | 187,819.29 | 183,448.51 | 180,070.76 | 178,165.76 | 174,911.18 | 172,882.34 | 183,336.99 | 187,055.55 | 190,305.41 | 193,224.78 | 186,499.43 |
| Grade 4 | 172,149.99 | 171,817.30 | 182,389.92 | 176,568.14 | 179,434.26 | 175,214.59 | 171,982.33 | 170,111.10 | 166,966.74 | 164,972.85 | 174,877.48 | 178,418.84 | 181,500.52 | 195,887.77 |
| Grade 5 | 185,573.93 | 178,377.65 | 174,885.22 | 184,446.50 | 178,654.23 | 181,504.85 | 177,260.49 | 174,057.14 | 172,131.81 | 168,946.99 | 166,936.02 | 176,904.60 | 180,505.16 | 183,779.49 |
| Grade 6 | 174,405.47 | 181,917.67 | 170,967.55 | 169,993.84 | 179,293.05 | 173,916.65 | 176,607.84 | 172,603.52 | 169,543.37 | 167,608.14 | 164,537.53 | 162,602.03 | 172,232.21 | 175,089.84 |
| Grade 7 | 180,881.47 | 177,867.02 | 181,784.49 | 172,393.35 | 171,254.84 | 180,561.77 | 175,340.41 | 178,011.62 | 174,049.42 | 170,987.73 | 168,972.43 | 165,860.05 | 163,887.60 | 172,874.72 |
| Grade 8 | 187,934.58 | 184,504.36 | 178,683.92 | 185,232.66 | 175,831.44 | 174,468.72 | 183,650.75 | 178,600.82 | 181,091.45 | 177,104.25 | 173,956.94 | 171,803.44 | 168,622.71 | 165,402.24 |
| Grade 9 | 204,958.59 | 211,288.23 | 205,569.49 | 195,204.63 | 201,758.32 | 191,623.59 | 189,742.31 | 199,207.29 | 193,842.98 | 196,068.95 | 191,671.67 | 188,139.41 | 185,522.96 | 180,704.12 |
| Grade 10 | 198,452.91 | 201,794.95 | 205,542.82 | 201,238.58 | 191,222.64 | 197,063.84 | 187,298.91 | 185,319.14 | 194,153.37 | 189,070.04 | 190,920.42 | 186,612.65 | 183,163.67 | 180,061.19 |
| Grade 11 | 176,832.89 | 184,085.91 | 184,559.46 | 188,793.45 | 185,017.23 | 176,076.80 | 181,258.05 | 172,510.23 | 170,720.41 | 178,687.11 | 174,239.55 | 175,836.14 | 171,964.50 | 170,084.53 |
| Grade 12 | 155,095.02 | 156,202.20 | 160,542.94 | 165,265.08 | 169,206.06 | 165,936.16 | 158,009.96 | 162,847.48 | 155,050.97 | 153,490.12 | 160,838.08 | 156,873.60 | 158,409.78 | 158,677.44 |
| PreK-12 | 2,345,530.04 | 2,378,428.87 | 2,366,794.28 | 2,354,415.42 | 2,335,202.00 | 2,310,665.81 | 2,299,405.92 | 2,300,201.82 | 2,299,349.32 | 2,308,271.60 | 2,320,385.38 | 2,327,326.38 | 2,339,472.68 | 2,351,705.34 |
| **Grade Level Summary** | | | | | | | | | | | | | | |
| PreK-Grade 5 | 1,066,969.11 | 1,080,768.53 | 1,079,143.61 | 1,076,293.83 | 1,061,618.42 | 1,051,018.28 | 1,047,497.69 | 1,051,101.72 | 1,060,897.35 | 1,075,255.26 | 1,095,248.76 | 1,119,599.06 | 1,135,669.25 | 1,148,811.26 |
| Grades 6-8 | 543,221.52 | 544,289.05 | 531,435.96 | 527,619.85 | 526,379.33 | 528,947.14 | 535,599.00 | 529,215.96 | 524,684.24 | 515,700.12 | 507,466.90 | 500,265.52 | 504,742.52 | 513,366.80 |
| Grades 9-12 | 735,339.41 | 753,371.29 | 756,214.71 | 750,501.74 | 747,204.25 | 730,700.39 | 716,309.23 | 719,884.14 | 713,767.73 | 717,316.22 | 717,669.72 | 707,461.80 | 699,060.91 | 689,527.28 |
| PreK-Grade 12 | 2,345,530.04 | 2,378,428.87 | 2,366,794.28 | 2,354,415.42 | 2,335,202.00 | 2,310,665.81 | 2,299,405.92 | 2,300,201.82 | 2,299,349.32 | 2,308,271.60 | 2,320,385.38 | 2,327,326.38 | 2,339,472.68 | 2,351,705.34 |
| **Annual Difference** | | | | | | | | | | | | | | |
| PreK-Grade 12 | | 32,898.83 | (11,634.59) | (12,378.86) | (19,213.42) | (24,536.19) | (11,259.89) | 795.90 | (852.50) | 8,922.28 | 12,113.78 | 6,941.00 | 12,146.30 | 12,232.66 |

* Birth data are lagged for kindergarten entrance. Births shown for 2021-22 are the birth data for the students who will enter kindergarten in 2021-22.
The typical student who entered kindergarten in 2021-22 was born between September 1, 2015 and August 31, 2016.