

# **Education Estimating Conference for PreK-12 Enrollment**

## **Executive Summary**

### **Phase I – January 5, 2026**

The Education Estimating Conference met on January 5, 2026, to adopt a PreK-12 Full-Time Equivalent (FTE) enrollment forecast through FY 2030-31. This forecast is Phase I of a multi-phase process used to develop the final PreK-12 FTE enrollment forecast for the 2026 Legislative Session. The adopted initial forecast incorporates new data for all of the following: FY 2024-25 Final Calculation; an FTE estimate for FY 2025-26 developed by the Office of Economic and Demographic Research (EDR Estimate); revised birth information; and a forecast of scholarship credits adopted by the Revenue Estimating Conference in August 2025.

The new forecast for publicly funded students includes 3,188,466.61 FTE for FY 2025-26, which is 46,455.88 FTE lower (-1.44 percent) than the prior forecast. This lower estimate represents a downward shift for the districts of 49,432.88 FTE (-1.8 percent) to 2,755,865.61 FTE, and an upward shift for the FES programs of 2,977.00 FTE (+0.7 percent) to 432,581.00 FTE. Within FES, the higher FES-Unique Abilities program (+4,491.75) offset the downward adjustment (-1,514.75) to the FES-Educational Options program.

The broader array of interrelated educational options provided by the State of Florida includes credits for contributions to eligible nonprofit scholarship-funding organizations—more commonly known as the FTC program. For FY 2025-26, the estimate for the FTC program has been adjusted downwards by 12,320 students, the net result of removing 3,304 traditional FTC scholarships and 9,016 FTC-PEP scholarships from the forecast.

The widespread downward adjustment across student settings in the broader K-12 array (home, PEP, private, and district) signals that the universe of K-12 enrollment is atypically contracting. Reinforced by the -17,312.01 FTE level shift in the ESOL program relative to last forecast, the most likely explanation is related to the chilling effects from recently implemented immigration policies. Similar effects are also seen in the new forecasts for Early Learning Programs and Medicaid. For this reason, the downward adjustment is expected to persist throughout the forecast horizon.

Across the publicly funded programs, overall enrollment—while still growing year over year—is expected to be 42,414.25 FTE lower (-1.30 percent) than previously forecast for FY 2026-27, with the difference growing to 81,808.89 FTE (-2.44 percent) in FY 2029-30. This is the net effect from district school enrollment that declines throughout the forecast horizon from 2,722,240.57 FTEs in FY 2026-27 to 2,671,699.92 FTEs in FY 2030-31 as the FES scholarships continue to grow from 488,849.75 in FY 2026-27 to 616,057.75 in FY 2030-31. Even so, the number of projected FES scholarships in each of the outermost years is lower than previously expected.

There are three tables below: Table 1 provides a summary of the forecast by program category, Table 2 displays total FTE enrollment by year, and Table 3 illustrates the differences between the April 2025 and January 2026 forecasts.

Table 1. January 5, 2026 Forecast Summary							
Program Category	FY 2024-25 Final Calc	FY 2025-26 EDR Estimate*	FY 2026-27 Forecast	FY 2027-28 Forecast	FY 2028-29 Forecast	FY 2029-30 Forecast	FY 2030-31 Forecast
101 Basic Non-ESE PreK-3	649,167.60	632,927.16	629,451.73	629,835.47	632,931.48	641,080.64	654,170.58
102 Basic Non-ESE 4-8	850,659.37	854,273.16	863,410.97	867,215.88	862,015.19	854,151.65	841,073.73
103 Basic Non-ESE 9-12	681,416.81	683,086.72	680,211.16	671,960.14	673,727.21	668,090.69	671,965.09
111 Basic ESE PreK-3	199,913.61	215,998.80	227,763.84	234,838.24	240,782.02	242,987.70	245,050.81
112 Basic ESE 4-8	275,017.92	283,605.76	292,862.70	304,907.36	315,963.78	330,763.19	340,550.36
113 Basic ESE 9-12	181,823.95	190,003.13	192,509.96	194,707.52	200,221.28	202,665.17	208,238.76
130 ESOL	236,320.15	219,556.98	215,772.48	214,684.78	214,074.67	213,908.28	214,444.04
254 ESE Level IV	28,860.46	32,436.85	33,349.26	34,414.89	35,599.69	36,537.99	37,357.62
255 ESE Level V	5,806.35	6,497.61	6,777.94	7,080.53	7,426.42	7,676.46	7,904.02
300 Career Ed	70,416.23	70,060.44	68,980.28	67,693.71	67,792.91	66,825.29	67,002.66
Group 1 FTE	2,837,999.26	2,859,894.73	2,886,210.36	2,903,464.61	2,925,640.96	2,939,739.04	2,961,049.33
Group 2 FTE	341,403.19	328,551.88	324,879.96	323,873.91	324,893.69	324,948.02	326,708.34
ESE FTE	691,422.29	728,542.15	753,263.70	775,948.54	799,993.19	820,630.51	839,101.57
Total FTE	3,179,402.45	3,188,446.61	3,211,090.32	3,227,338.52	3,250,534.65	3,264,687.06	3,287,757.67

\*FY2025-26 EDR Estimate represents preliminary recalibrated survey 2 FTE data, as of 12/15/25

Table 2. Historical and Forecasted Total FTE Enrollment			
Fiscal Year	Total PreK-12 FTE	Change	% Change
FY 2019-2020	2,860,469.34	28,556.11	1.01%
FY 2020-2021	2,801,507.89	-58,961.45	-2.06%
FY 2021-2022	2,917,321.99	115,814.10	4.13%
FY 2022-2023	2,978,905.57	61,583.58	2.11%
FY 2023-2024	3,054,591.87	75,686.30	2.54%
FY 2024-2025 Final	3,179,402.45	124,810.58	4.09%
FY 2025-2026 EDR Estimate*	3,188,446.61	9,044.16	0.28%
FY 2026-2027 Forecast	3,211,090.32	22,643.71	0.71%
FY 2027-2028 Forecast	3,227,338.52	16,248.20	0.51%
FY 2028-2029 Forecast	3,250,534.65	23,196.13	0.72%
FY 2029-2030 Forecast	3,264,687.06	14,152.41	0.44%
FY 2030-2031 Forecast	3,287,757.67	23,070.61	0.71%

\*FY2025-26 EDR Estimate represents preliminary recalibrated survey 2 FTE data, as of 12/15/25

Table 3. Forecast Summary				
	April 11, 2025 Conference	January 5, 2026 Conference	Difference	% Diff
FY 2024-2025 MYE vs Final	3,175,386.26	3,179,402.45	4,016.19	0.13%
FY 2025-2026 EDR Estimate*	3,234,902.49	3,188,446.61	-46,455.88	-1.44%
FY 2026-2027 Forecast	3,253,504.57	3,211,090.32	-42,414.25	-1.30%
FY 2027-2028 Forecast	3,284,765.47	3,227,338.52	-57,426.95	-1.75%
FY 2028-2029 Forecast	3,318,643.11	3,250,534.65	-68,108.46	-2.05%
FY 2029-2030 Forecast	3,346,495.95	3,264,687.06	-81,808.89	-2.44%
FY 2029-2030 Forecast		3,287,757.67		

\*FY2024-25 MYE represents preliminary recalibrated survey 3 (February 2025) district data, as of 4/1/25, adjusted for scholarship students reported in multiple settings

\*\*FY2025-26 EDR Estimate represents preliminary recalibrated survey 2 FTE data, as of 12/15/25

**General Notes...**

The Education Estimating Conference for PreK-12 Enrollment forecasts full-time equivalent (FTE) students whose educational instruction is funded through the Florida Education Finance Program (FEFP). There are ten program categories in two groups:

Group 1

- Three for basic education students who are not exceptional education students (101: for PreK through Grade 3; 102: for Grades 4 through 8; 103: for Grades 9 through 12) and
- Three for basic education exceptional educational students by grade grouping (111, 112, and 113).

Group 2

- One for English Language Learners (130),
- Two for exceptional education students who need higher levels of services (254, 255) and
- One for students taking career education instruction (300).

The funded educational time for a student may be in a single program category or spread through two or more program categories.

FEFP FTE includes public education settings and a scholarship program for non-public students, the Family Empowerment Scholarship (FES) program. This program consists of two subtypes: FES-EO (for Educational Options) and FES-UA (for Unique Abilities). Families awarded a private school voucher are either funded through the FES-EO or Florida Tax Credit (FTC) scholarship programs. Families awarded a personalized education program (PEP) voucher are only funded through the FTC program.

The FTC program size is limited to the revenues collected for the scholarship program. Once FTC has reached its statutorily prescribed capacity, the FES-EO program is then used for funding private school vouchers. The FES-UA and FTC-PEP programs have the ability to grow based on statutory requirements. In addition, the FES-UA program has statutorily identified student groups that do not count towards the growth cap.

Among other changes, the Conference principals may adopt forecasts that include FTE enrollment estimates for the current year. For the conference held on January 5, 2026, the FY 2025-26 “EDR Estimate” represented preliminary recalibrated survey 2 (October 2025) district data, as of 12/15/25.

‘PreK’ figures include only pre-school age children with disabilities (ESE) and pre-school age children whose parents are in the Teenage Parent Program. It does not include children participating exclusively in the Voluntary Prekindergarten Program who receive those services through the public school system.

**Acronyms**

AAA	AAA Scholarship Foundation
Calc	Calculation
ESE	Exceptional Student Education
ESOL	English for Speakers of Other Languages
FEFP	Florida Education Finance Program
FES	Family Empowerment Scholarship
FES-EO	Family Empowerment Scholarship – Educational Options
FES-UA	Family Empowerment Scholarship – Unique Abilities
FTC	Florida Tax Credit
FTC-PEP	Florida Tax Credit - Personalized Education Program
FTE	Full-Time Equivalent
MYE	Mid-Year Estimate
PreK	Prekindergarten
SUFS	Step Up for Students

CONFERENCE REPORT FOR  
EDUCATION ESTIMATING CONFERENCE  
PreK-12 ENROLLMENT  
FLORIDA SCHOOL DISTRICT PROGRAMS  
UNWEIGHTED FULL-TIME EQUIVALENT (FTE) STUDENT ENROLLMENT

Monday, January 5, 2026

Forecasts of Student Enrollment (UFTE) for Florida School Districts - FY2025-26 through FY2030-31

**UNWEIGHTED FTE**  
**FTE Student Enrollment for Florida School Districts**

School District PreK-12 Programs  
January 5, 2026

	FY2023-24	FY2024-25			FY2025-26		FY2026-27	
	Final 10/25/2024	Approp 2/21/2024	MYE* 4/11/2025	Final 11/5/2025	Approp 4/11/2025	EDR Estimate** 1/5/2026	Prior Fcst 4/11/2025	Forecast 1/5/2026
	- 1 -	- 2 -	- 3 -	- 4 -	- 5 -	- 6 -	- 7 -	- 8 -
PK-12 Basic								
PK-3	631,827.17	658,027.52	647,665.02	649,167.60	655,375.42	632,927.16	651,797.12	629,451.73
4-8	812,471.39	855,480.00	849,675.37	850,659.37	865,874.87	854,273.16	875,185.93	863,410.97
9-12	657,456.28	680,710.38	680,508.00	681,416.81	692,774.33	683,086.72	690,129.67	680,211.16
<b>Total PK-12 Basic Non-ESE</b>	<b>2,101,754.84</b>	<b>2,194,217.90</b>	<b>2,177,848.39</b>	<b>2,181,243.78</b>	<b>2,214,024.62</b>	<b>2,170,287.04</b>	<b>2,217,112.72</b>	<b>2,173,073.86</b>
PK-3 ESE in Basic	185,754.13	191,802.81	199,150.57	199,913.61	208,545.75	215,998.80	215,356.34	227,763.84
4-8 ESE in Basic	271,156.81	281,180.99	275,081.56	275,017.92	281,171.66	283,605.76	290,169.69	292,862.70
9-12 ESE in Basic	178,994.08	182,858.53	182,001.95	181,823.95	187,137.64	190,003.13	189,851.13	192,509.96
<b>Total ESE Basic</b>	<b>635,905.02</b>	<b>655,842.33</b>	<b>656,234.08</b>	<b>656,755.48</b>	<b>676,855.05</b>	<b>689,607.69</b>	<b>695,377.16</b>	<b>713,136.50</b>
<b>Total PK-12 Basic</b>	<b>2,737,659.86</b>	<b>2,850,060.23</b>	<b>2,834,082.47</b>	<b>2,837,999.26</b>	<b>2,890,879.67</b>	<b>2,859,894.73</b>	<b>2,912,489.88</b>	<b>2,886,210.36</b>
ESOL	215,519.61	217,021.72	236,140.83	236,320.15	236,868.99	219,556.98	233,538.36	215,772.48
Exceptional Student Education								
ESE Support Level IV	25,734.41	26,644.65	28,795.36	28,860.46	29,774.06	32,436.85	30,854.66	33,349.26
ESE Support Level V	5,088.53	5,314.22	5,817.21	5,806.35	6,125.03	6,497.61	6,386.75	6,777.94
<b>Total</b>	<b>30,822.94</b>	<b>31,958.87</b>	<b>34,612.57</b>	<b>34,666.81</b>	<b>35,899.09</b>	<b>38,934.46</b>	<b>37,241.41</b>	<b>40,127.20</b>
<b>Total ESE (ESE and ESE Basic)</b>	<b>666,727.96</b>	<b>687,801.20</b>	<b>690,846.65</b>	<b>691,422.29</b>	<b>712,754.14</b>	<b>728,542.15</b>	<b>732,618.57</b>	<b>753,263.70</b>
Career Education	70,589.46	71,260.19	70,550.39	70,416.23	71,254.74	70,060.44	70,234.92	68,980.28
<b>Total Group Two</b>	<b>316,932.01</b>	<b>320,240.78</b>	<b>341,303.79</b>	<b>341,403.19</b>	<b>344,022.82</b>	<b>328,551.88</b>	<b>341,014.69</b>	<b>324,879.96</b>
<b>Total</b>	<b>3,054,591.87</b>	<b>3,170,301.01</b>	<b>3,175,386.26</b>	<b>3,179,402.45</b>	<b>3,234,902.49</b>	<b>3,188,446.61</b>	<b>3,253,504.57</b>	<b>3,211,090.32</b>
<i>Districts excluding FES</i>	<i>2,833,627.87</i>	<i>2,854,409.01</i>	<i>2,813,213.08</i>	<i>2,817,654.95</i>	<i>2,805,298.49</i>	<i>2,755,865.61</i>	<i>2,777,690.01</i>	<i>2,722,240.57</i>
<i>FES Total</i>	<i>220,964.00</i>	<i>315,892.00</i>	<i>362,173.18</i>	<i>361,747.50</i>	<i>429,604.00</i>	<i>432,581.00</i>	<i>475,814.56</i>	<i>488,849.75</i>

\* FY2024-25 MYE represents preliminary recalibrated survey 3 (February 2025) district data, as of 4/1/25, adjusted for scholarship students reported in multiple settings

\*\* FY2025-26 EDR Estimate represents preliminary recalibrated survey 2 FTE data, as of 12/15/25

**UNWEIGHTED FTE**  
**FTE Student Enrollment for Florida School Districts**  
Change from Specific Time Period  
School District PreK-12 Programs  
January 5, 2026

	FY2024-25 Final minus			FY2025-26 EDR Estimate** minus		FY2026-27 Forecast minus		
	FY2023-24	FY2024-25	FY2024-25	2024-25	FY2025-26	FY2025-26	FY2025-26	FY2026-27
	Final	Approp	MYE*	Final	Approp	Approp	EDR Estimate**	Prior Fcst
	- 1 -	- 2 -	- 3 -	- 4 -	- 5 -	- 6 -	- 7 -	- 8 -
PK-12 Basic								
PK-3	17,340.43	-8,859.92	1,502.58	-16,240.44	-22,448.26	-25,923.69	-3,475.43	-22,345.39
4-8	38,187.98	-4,820.63	984.00	3,613.79	-11,601.71	-2,463.90	9,137.81	-11,774.96
9-12	23,960.53	706.43	908.81	1,669.91	-9,687.61	-12,563.17	-2,875.56	-9,918.51
<b>Total PK-12 Basic Non-ESE</b>	<b>79,488.94</b>	<b>-12,974.12</b>	<b>3,395.39</b>	<b>-10,956.74</b>	<b>-43,737.58</b>	<b>-40,950.76</b>	<b>2,786.82</b>	<b>-44,038.86</b>
PK-3 ESE in Basic	14,159.48	8,110.80	763.04	16,085.19	7,453.05	19,218.09	11,765.04	12,407.50
4-8 ESE in Basic	3,861.11	-6,163.07	-63.64	8,587.84	2,434.10	11,691.04	9,256.94	2,693.01
9-12 ESE in Basic	2,829.87	-1,034.58	-178.00	8,179.18	2,865.49	5,372.32	2,506.83	2,658.83
<b>Total ESE Basic</b>	<b>20,850.46</b>	<b>913.15</b>	<b>521.40</b>	<b>32,852.21</b>	<b>12,752.64</b>	<b>36,281.45</b>	<b>23,528.81</b>	<b>17,759.34</b>
<b>Total PK-12 Basic</b>	<b>100,339.40</b>	<b>-12,060.97</b>	<b>3,916.79</b>	<b>21,895.47</b>	<b>-30,984.94</b>	<b>-4,669.31</b>	<b>26,315.63</b>	<b>-26,279.52</b>
ESOL	20,800.54	19,298.43	179.32	-16,763.17	-17,312.01	-21,096.51	-3,784.50	-17,765.88
Exceptional Student Education								
ESE Support Level IV	3,126.05	2,215.81	65.10	3,576.39	2,662.79	3,575.20	912.41	2,494.60
ESE Support Level V	717.82	492.13	-10.86	691.26	372.58	652.91	280.33	391.19
<b>Total</b>	<b>3,843.87</b>	<b>2,707.94</b>	<b>54.24</b>	<b>4,267.65</b>	<b>3,035.37</b>	<b>4,228.11</b>	<b>1,192.74</b>	<b>2,885.79</b>
<b>Total ESE (ESE and ESE Basic)</b>	<b>24,694.33</b>	<b>3,621.09</b>	<b>575.64</b>	<b>37,119.86</b>	<b>15,788.01</b>	<b>40,509.56</b>	<b>24,721.55</b>	<b>20,645.13</b>
Career Education	-173.23	-843.96	-134.16	-355.79	-1,194.30	-2,274.46	-1,080.16	-1,254.64
<b>Total Group Two</b>	<b>24,471.18</b>	<b>21,162.41</b>	<b>99.40</b>	<b>-12,851.31</b>	<b>-15,470.94</b>	<b>-19,142.86</b>	<b>-3,671.92</b>	<b>-16,134.73</b>
<b>Total</b>	<b>124,810.58</b>	<b>9,101.44</b>	<b>4,016.19</b>	<b>9,044.16</b>	<b>-46,455.88</b>	<b>-23,812.17</b>	<b>22,643.71</b>	<b>-42,414.25</b>
<i>Districts excluding FES</i>	<i>-15,972.92</i>	<i>-36,754.06</i>	<i>4,441.87</i>	<i>-61,789.34</i>	<i>-49,432.88</i>	<i>-83,057.92</i>	<i>-33,625.04</i>	<i>-55,449.44</i>
<i>FES Total</i>	<i>140,783.50</i>	<i>45,855.50</i>	<i>-425.68</i>	<i>70,833.50</i>	<i>2,977.00</i>	<i>59,245.75</i>	<i>56,268.75</i>	<i>13,035.19</i>

\* FY2024-25 MYE represents preliminary recalibrated survey 3 (February 2025) district data, as of 4/1/25, adjusted for scholarship students reported in multiple settings

\*\* FY2025-26 EDR Estimate represents preliminary recalibrated survey 2 FTE data, as of 12/15/25

**UNWEIGHTED FTE**  
**FTE Student Enrollment for Florida School Districts**  
Change from Specific Time Period  
School District PreK-12 Programs  
January 5, 2026

	FY2024-25 Final as compared to			FY2025-26 Final as compared to		FY2026-27 Forecast as compared to		
	FY2023-24	FY2024-25	FY2024-25	2024-25	FY2025-26	FY2025-26	FY2025-26	FY2026-27
	Final	Approp	MYE*	Final	Approp	Approp	EDR Estimate**	Prior Fcst
	- 1 -	- 2 -	- 3 -	- 4 -	- 5 -	- 6 -	- 7 -	- 8 -
PK-12 Basic								
PK-3	2.7%	-1.3%	0.2%	-2.5%	-3.4%	-4.0%	-0.5%	-3.4%
4-8	4.7%	-0.6%	0.1%	0.4%	-1.3%	-0.3%	1.1%	-1.3%
9-12	3.6%	0.1%	0.1%	0.2%	-1.4%	-1.8%	-0.4%	-1.4%
<b>Total PK-12 Basic Non-ESE</b>	<b>3.8%</b>	<b>-0.6%</b>	<b>0.2%</b>	<b>-0.5%</b>	<b>-2.0%</b>	<b>-1.8%</b>	<b>0.1%</b>	<b>-2.0%</b>
PK-3 ESE in Basic	7.6%	4.2%	0.4%	8.0%	3.6%	9.2%	5.4%	5.8%
4-8 ESE in Basic	1.4%	-2.2%	0.0%	3.1%	0.9%	4.2%	3.3%	0.9%
9-12 ESE in Basic	1.6%	-0.6%	-0.1%	4.5%	1.5%	2.9%	1.3%	1.4%
<b>Total ESE Basic</b>	<b>3.3%</b>	<b>0.1%</b>	<b>0.1%</b>	<b>5.0%</b>	<b>1.9%</b>	<b>5.4%</b>	<b>3.4%</b>	<b>2.6%</b>
<b>Total PK-12 Basic</b>	<b>3.7%</b>	<b>-0.4%</b>	<b>0.1%</b>	<b>0.8%</b>	<b>-1.1%</b>	<b>-0.2%</b>	<b>0.9%</b>	<b>-0.9%</b>
ESOL	9.7%	8.9%	0.1%	-7.1%	-7.3%	-8.9%	-1.7%	-7.6%
Exceptional Student Education								
ESE Support Level IV	12.1%	8.3%	0.2%	12.4%	8.9%	12.0%	2.8%	8.1%
ESE Support Level V	14.1%	9.3%	-0.2%	11.9%	6.1%	10.7%	4.3%	6.1%
<b>Total</b>	<b>12.5%</b>	<b>8.5%</b>	<b>0.2%</b>	<b>12.3%</b>	<b>8.5%</b>	<b>11.8%</b>	<b>3.1%</b>	<b>7.7%</b>
<b>Total ESE (ESE and ESE Basic)</b>	<b>3.7%</b>	<b>0.5%</b>	<b>0.1%</b>	<b>5.4%</b>	<b>2.2%</b>	<b>5.7%</b>	<b>3.4%</b>	<b>2.8%</b>
Career Education	-0.2%	-1.2%	-0.2%	-0.5%	-1.7%	-3.2%	-1.5%	-1.8%
<b>Total Group Two</b>	<b>7.7%</b>	<b>6.6%</b>	<b>0.0%</b>	<b>-3.8%</b>	<b>-4.5%</b>	<b>-5.6%</b>	<b>-1.1%</b>	<b>-4.7%</b>
<b>Total</b>	<b>4.1%</b>	<b>0.3%</b>	<b>0.1%</b>	<b>0.3%</b>	<b>-1.4%</b>	<b>-0.7%</b>	<b>0.7%</b>	<b>-1.3%</b>
<hr/>								
<i>Districts excluding FES</i>	<i>-0.6%</i>	<i>-1.3%</i>	<i>0.2%</i>	<i>-2.2%</i>	<i>-1.8%</i>	<i>-3.0%</i>	<i>-1.2%</i>	<i>-2.0%</i>
<i>FES Total</i>	<i>63.7%</i>	<i>14.5%</i>	<i>-0.1%</i>	<i>19.6%</i>	<i>0.7%</i>	<i>13.8%</i>	<i>13.0%</i>	<i>2.7%</i>

\* FY2024-25 MYE represents preliminary recalibrated survey 3 (February 2025) district data, as of 4/1/25, adjusted for scholarship students reported in multiple settings

\*\* FY2025-26 EDR Estimate represents preliminary recalibrated survey 2 FTE data, as of 12/15/25

**UNWEIGHTED FTE**

**FTE Student Enrollment for Florida School Districts**

**School District PreK-12 Programs**

January 5, 2026

	FY2024-25 Final 11/5/2025	FY2025-26 EDR Estimate* 1/5/2026	FY2026-27 Forecast 1/5/2026	FY2027-28 Forecast 1/5/2026	FY2028-29 Forecast 1/5/2026	FY2029-30 Forecast 1/5/2026	FY2030-31 Forecast 1/5/2026
	- 1 -	- 2 -	- 3 -	- 4 -	- 5 -	- 6 -	- 7 -
PK-12 Basic							
PK-3	649,167.60	632,927.16	629,451.73	629,835.47	632,931.48	641,080.64	654,170.58
4-8	850,659.37	854,273.16	863,410.97	867,215.88	862,015.19	854,151.65	841,073.73
9-12	681,416.81	683,086.72	680,211.16	671,960.14	673,727.21	668,090.69	671,965.09
<b>Total PK-12 Basic Non-ESE</b>	<b>2,181,243.78</b>	<b>2,170,287.04</b>	<b>2,173,073.86</b>	<b>2,169,011.49</b>	<b>2,168,673.88</b>	<b>2,163,322.98</b>	<b>2,167,209.40</b>
PK-3 ESE in Basic	199,913.61	215,998.80	227,763.84	234,838.24	240,782.02	242,987.70	245,050.81
4-8 ESE in Basic	275,017.92	283,605.76	292,862.70	304,907.36	315,963.78	330,763.19	340,550.36
9-12 ESE in Basic	181,823.95	190,003.13	192,509.96	194,707.52	200,221.28	202,665.17	208,238.76
<b>Total ESE Basic</b>	<b>656,755.48</b>	<b>689,607.69</b>	<b>713,136.50</b>	<b>734,453.12</b>	<b>756,967.08</b>	<b>776,416.06</b>	<b>793,839.93</b>
<b>Total PK-12 Basic</b>	<b>2,837,999.26</b>	<b>2,859,894.73</b>	<b>2,886,210.36</b>	<b>2,903,464.61</b>	<b>2,925,640.96</b>	<b>2,939,739.04</b>	<b>2,961,049.33</b>
ESOL	236,320.15	219,556.98	215,772.48	214,684.78	214,074.67	213,908.28	214,444.04
Exceptional Student Education							
ESE Support Level IV	28,860.46	32,436.85	33,349.26	34,414.89	35,599.69	36,537.99	37,357.62
ESE Support Level V	5,806.35	6,497.61	6,777.94	7,080.53	7,426.42	7,676.46	7,904.02
<b>Total</b>	<b>34,666.81</b>	<b>38,934.46</b>	<b>40,127.20</b>	<b>41,495.42</b>	<b>43,026.11</b>	<b>44,214.45</b>	<b>45,261.64</b>
<b>Total ESE (ESE and ESE Basic)</b>	<b>691,422.29</b>	<b>728,542.15</b>	<b>753,263.70</b>	<b>775,948.54</b>	<b>799,993.19</b>	<b>820,630.51</b>	<b>839,101.57</b>
Career Education	70,416.23	70,060.44	68,980.28	67,693.71	67,792.91	66,825.29	67,002.66
<b>Total Group Two</b>	<b>341,403.19</b>	<b>328,551.88</b>	<b>324,879.96</b>	<b>323,873.91</b>	<b>324,893.69</b>	<b>324,948.02</b>	<b>326,708.34</b>
<b>Total</b>	<b>3,179,402.45</b>	<b>3,188,446.61</b>	<b>3,211,090.32</b>	<b>3,227,338.52</b>	<b>3,250,534.65</b>	<b>3,264,687.06</b>	<b>3,287,757.67</b>
Change from prior year	124,810.58	9,044.16	22,643.71	16,248.20	23,196.13	14,152.41	23,070.61
Percent Change from prior year	4.1%	0.3%	0.7%	0.5%	0.7%	0.4%	0.7%
<i>Districts excluding FES</i>	<i>2,817,654.95</i>	<i>2,755,865.61</i>	<i>2,722,240.57</i>	<i>2,703,508.77</i>	<i>2,691,359.15</i>	<i>2,676,485.81</i>	<i>2,671,699.92</i>
<i>FES Total</i>	<i>361,747.50</i>	<i>432,581.00</i>	<i>488,849.75</i>	<i>523,829.75</i>	<i>559,175.50</i>	<i>588,201.25</i>	<i>616,057.75</i>

\* FY2025-26 EDR Estimate represents preliminary recalibrated survey 2 FTE data, as of 12/15/25

**UNWEIGHTED FTE**

**Supplemental FTE Student Enrollment for Florida School Districts**

**School District PreK-12 Programs**

January 5, 2026

	FY2024-25 Final 11/5/2025 - 1 -	FY2025-26 EDR Estimate* 1/5/2026 - 2 -	FY2026-27 Forecast 1/5/2026 - 3 -	FY2027-28 Forecast 1/5/2026 - 4 -	FY2028-29 Forecast 1/5/2026 - 5 -	FY2029-30 Forecast 1/5/2026 - 6 -	FY2030-31 Forecast 1/5/2026 - 7 -
Supplemental FTE							
Department of Juvenile Justice (DJJ)	2,770.28	2,723.13	2,651.58	2,610.35	2,581.03	2,558.06	2,550.30
Total Gifted	144,923.29	140,173.52	138,670.24	137,122.63	135,709.68	133,935.99	132,404.27
Dual Enrollment	31,265.90	32,532.62	34,436.09	33,840.22	33,835.46	33,482.61	33,598.69
District Virtual	87,820.10	89,304.07	87,875.83	86,721.61	86,606.81	85,817.79	85,703.20
Instruction at District-Owned Facilities**	2,348,349.17	2,283,089.68	2,249,185.14	2,227,771.35	2,213,295.05	2,198,405.38	2,193,939.93
Scholarship Students							
Family Empowerment Scholarship (FES)	361,747.50	432,581.00	488,849.75	523,829.75	559,175.50	588,201.25	616,057.75
<i>FES-Educational Options (EO)</i>	256,057.50	294,313.75	319,337.00	326,330.25	333,937.50	338,225.25	345,496.50
<i>FES-Unique Abilities (UA)</i>	105,690.00	138,267.25	169,512.75	197,499.50	225,238.00	249,976.00	270,561.25

\* FY2025-26 EDR Estimate represents preliminary recalibrated survey 2 FTE data, as of 12/15/25

\*\* This includes full-time equivalent instruction that occurs in any setting at district-owned facilities other than the superintendent's office. In addition, Schools of Hope were included beginning in FY2025-26.

## UNWEIGHTED FTE

### Projected FTE Student Enrollment for Florida School Districts

School District PreK-12 Programs  
Difference from Prior Forecast by Program

	FY2024-25	FY2025-26	FY2026-27	FY2027-28	FY2028-29	FY2029-30	FY2030-31
	- 1 -	- 2 -	- 3 -	- 4 -	- 5 -	- 6 -	- 7 -
PK-12 Basic							
PK-3	1,502.58	-22,448.26	-22,345.39	-27,089.09	-29,016.94	-28,819.41	NA
4-8	984.00	-11,601.71	-11,774.96	-16,467.21	-16,506.20	-17,403.70	NA
9-12	908.81	-9,687.61	-9,918.51	-13,448.64	-15,075.82	-14,473.52	NA
<b>Total PK-12 Basic Non-ESE</b>	3,395.39	-43,737.58	-44,038.86	-57,004.94	-60,598.96	-60,696.63	NA
PK-3 ESE in Basic	763.04	7,453.05	12,407.50	11,949.94	11,428.10	7,451.39	NA
4-8 ESE in Basic	-63.64	2,434.10	2,693.01	2,509.47	-870.53	-5,937.15	NA
9-12 ESE in Basic	-178.00	2,865.49	2,658.83	1,916.93	-309.69	-3,981.59	NA
<b>Total ESE Basic</b>	521.40	12,752.64	17,759.34	16,376.34	10,247.88	-2,467.35	NA
<b>Total PK-12 Basic</b>	3,916.79	-30,984.94	-26,279.52	-40,628.60	-50,351.08	-63,163.98	NA
ESOL	179.32	-17,312.01	-17,765.88	-18,176.95	-18,527.97	-18,698.12	NA
Exceptional Student Education							
ESE Support Level IV	65.10	2,662.79	2,494.60	2,453.32	2,147.61	1,570.84	NA
ESE Support Level V	-10.86	372.58	391.19	391.54	320.11	163.74	NA
<b>Total</b>	54.24	3,035.37	2,885.79	2,844.86	2,467.72	1,734.58	NA
<b>Total ESE (ESE and ESE Basic)</b>	575.64	15,788.01	20,645.13	19,221.20	12,715.60	-732.77	NA
Career Education	-134.16	-1,194.30	-1,254.64	-1,466.26	-1,697.13	-1,681.37	NA
<b>Total Group Two</b>	99.40	-15,470.94	-16,134.73	-16,798.35	-17,757.38	-18,644.91	NA
<b>Total</b>	4,016.19	-46,455.88	-42,414.25	-57,426.95	-68,108.46	-81,808.89	NA
<i>Districts excluding FES</i>	4,441.87	-49,432.88	-55,449.44	-60,224.18	-63,608.48	-65,676.50	NA
<i>FES Total</i>	-425.68	2,977.00	13,035.19	2,797.23	-4,499.98	-16,132.39	NA

2025-26 Total Comparison

Dist	District	Forecast		Change	Percent Change
		April 11, 2025	January 5, 2026	January 5, 2026	January 5, 2026
		Conference	Conference	Conference - April 11, 2025 Conference	Conference - April 11, 2025 Conference
1	Alachua	31,987.56	31,978.98	-8.58	0.0%
2	Baker	4,688.26	4,649.68	-38.58	-0.8%
3	Bay	28,697.59	28,286.02	-411.57	-1.4%
4	Bradford	3,078.81	3,208.72	129.91	4.2%
5	Brevard	81,576.12	80,625.92	-950.20	-1.2%
6	Broward	284,621.67	279,698.18	-4,923.49	-1.7%
7	Calhoun	2,016.08	1,980.90	-35.18	-1.7%
8	Charlotte	18,233.10	18,441.89	208.79	1.1%
9	Citrus	16,728.79	16,548.96	-179.83	-1.1%
10	Clay	41,363.46	40,875.83	-487.63	-1.2%
11	Collier	51,895.39	50,575.18	-1,320.21	-2.5%
12	Columbia	10,316.38	10,401.73	85.35	0.8%
13	Miami-Dade	396,765.50	384,202.52	-12,562.98	-3.2%
14	DeSoto	4,616.23	4,588.54	-27.69	-0.6%
15	Dixie	2,064.30	2,509.76	445.46	21.6%
16	Duval	154,732.69	152,671.37	-2,061.32	-1.3%
17	Escambia	41,499.23	41,185.19	-314.04	-0.8%
18	Flagler	15,204.95	15,326.24	121.29	0.8%
19	Franklin	1,210.34	1,117.79	-92.55	-7.6%
20	Gadsden	5,116.99	4,951.40	-165.59	-3.2%
21	Gilchrist	3,032.17	2,979.37	-52.80	-1.7%
22	Glades	1,966.69	1,920.78	-45.91	-2.3%
23	Gulf	1,933.45	1,797.96	-135.49	-7.0%
24	Hamilton	1,633.22	1,732.18	98.96	6.1%
25	Hardee	4,428.40	4,504.58	76.18	1.7%
26	Hendry	13,774.81	15,458.65	1,683.84	12.2%
27	Hernando	26,356.34	26,670.14	313.80	1.2%
28	Highlands	13,150.74	13,116.53	-34.21	-0.3%
29	Hillsborough	237,811.45	237,125.90	-685.55	-0.3%
30	Holmes	2,872.66	2,928.84	56.18	2.0%
31	Indian River	18,045.69	18,277.18	231.49	1.3%
32	Jackson	5,908.21	6,023.88	115.67	2.0%
33	Jefferson	1,116.82	1,122.52	5.70	0.5%
34	Lafayette	1,213.83	1,173.87	-39.96	-3.3%
35	Lake	53,533.46	53,560.50	27.04	0.1%
36	Lee	111,725.43	109,416.29	-2,309.14	-2.1%
37	Leon	34,928.33	34,515.51	-412.82	-1.2%
38	Levy	5,961.90	6,035.95	74.05	1.2%
39	Liberty	1,210.91	1,180.47	-30.44	-2.5%
40	Madison	2,266.63	2,186.94	-79.69	-3.5%
41	Manatee	59,562.93	57,668.96	-1,893.97	-3.2%
42	Marion	53,624.40	53,133.11	-491.29	-0.9%
43	Martin	20,201.16	18,379.16	-1,822.00	-9.0%
44	Monroe	9,199.69	9,099.88	-99.81	-1.1%
45	Nassau	13,860.19	13,928.66	68.47	0.5%
46	Okaloosa	33,623.68	33,071.97	-551.71	-1.6%
47	Okeechobee	6,262.32	6,330.39	68.07	1.1%
48	Orange	230,961.28	226,901.31	-4,059.97	-1.8%
49	Osceola	84,955.20	83,988.29	-966.91	-1.1%
50	Palm Beach	215,320.92	207,782.75	-7,538.17	-3.5%
51	Pasco	93,901.36	93,172.74	-728.62	-0.8%
52	Pinellas	98,886.24	97,100.76	-1,785.48	-1.8%
53	Polk	131,529.75	131,296.30	-233.45	-0.2%
54	Putnam	10,421.14	10,607.04	185.90	1.8%
55	St. Johns	57,390.02	56,055.62	-1,334.40	-2.3%
56	St. Lucie	55,899.51	54,549.14	-1,350.37	-2.4%
57	Santa Rosa	31,318.12	31,082.56	-235.56	-0.8%
58	Sarasota	49,159.58	48,816.41	-343.17	-0.7%
59	Seminole	71,990.96	70,933.87	-1,057.09	-1.5%
60	Sumter	10,718.52	10,526.20	-192.32	-1.8%
61	Suwannee	6,728.83	6,682.95	-45.88	-0.7%
62	Taylor	2,714.30	2,744.72	30.42	1.1%
63	Union	2,249.91	2,145.93	-103.98	-4.6%
64	Volusia	68,009.74	68,243.45	233.71	0.3%
65	Wakulla	5,364.57	5,396.63	32.06	0.6%
66	Walton	13,138.57	12,189.66	-948.91	-7.2%
67	Washington	3,424.65	3,383.22	-41.43	-1.2%
69	FAMU	508.89	526.32	17.43	3.4%
70	FAU PB	1,321.91	1,329.61	7.70	0.6%
72	FSU Brow	713.21	724.59	11.38	1.6%
73	FSU Leon	1,846.14	1,809.95	-36.19	-2.0%
74	UF	1,347.46	1,384.39	36.93	2.7%
75	FLVS	48,831.27	51,301.61	2,470.34	5.1%
76	FSU Bay	269.37	274.01	4.64	1.7%
77	TSC	362.12	331.61	-30.51	-8.4%
99	<b>Florida</b>	<b>3,234,902.49</b>	<b>3,188,446.61</b>	<b>-46,455.88</b>	<b>-1.4%</b>

2026-27 Total Comparison

Dist	District	Forecast		Change	Percent Change
		April 11, 2025	January 5, 2026	January 5, 2026	January 5, 2026
		Conference	Conference	Conference - April 11, 2025 Conference	Conference - April 11, 2025 Conference
1	Alachua	31,869.95	31,822.67	-47.28	-0.1%
2	Baker	4,625.47	4,563.04	-62.43	-1.3%
3	Bay	28,990.20	28,608.17	-382.03	-1.3%
4	Bradford	3,084.51	3,213.34	128.83	4.2%
5	Brevard	82,162.76	81,613.73	-549.03	-0.7%
6	Broward	282,658.83	278,905.04	-3,753.79	-1.3%
7	Calhoun	1,980.42	1,935.75	-44.67	-2.3%
8	Charlotte	18,441.87	18,584.60	142.73	0.8%
9	Citrus	16,697.99	16,565.86	-132.13	-0.8%
10	Clay	41,604.17	41,049.20	-554.97	-1.3%
11	Collier	52,159.63	50,643.99	-1,515.64	-2.9%
12	Columbia	10,230.67	10,335.49	104.82	1.0%
13	Miami-Dade	397,776.51	386,771.94	-11,004.57	-2.8%
14	DeSoto	4,592.26	4,528.39	-63.87	-1.4%
15	Dixie	2,062.01	2,516.72	454.71	22.1%
16	Duval	157,621.20	155,211.54	-2,409.66	-1.5%
17	Escambia	41,571.47	41,392.02	-179.45	-0.4%
18	Flagler	15,395.60	15,571.41	175.81	1.1%
19	Franklin	1,227.03	1,157.15	-69.88	-5.7%
20	Gadsden	5,133.14	5,027.02	-106.12	-2.1%
21	Gilchrist	3,049.70	3,002.49	-47.21	-1.5%
22	Glades	1,991.97	1,936.43	-55.54	-2.8%
23	Gulf	1,895.39	1,757.75	-137.64	-7.3%
24	Hamilton	1,626.73	1,754.19	127.46	7.8%
25	Hardee	4,264.06	4,317.93	53.87	1.3%
26	Hendry	13,730.11	15,472.17	1,742.06	12.7%
27	Hernando	26,535.93	26,902.79	366.86	1.4%
28	Highlands	13,040.14	13,067.35	27.21	0.2%
29	Hillsborough	237,684.40	237,081.69	-602.71	-0.3%
30	Holmes	2,770.47	2,812.40	41.93	1.5%
31	Indian River	17,918.44	18,285.38	366.94	2.0%
32	Jackson	5,872.82	5,973.46	100.64	1.7%
33	Jefferson	1,141.53	1,155.90	14.37	1.3%
34	Lafayette	1,242.80	1,182.50	-60.30	-4.9%
35	Lake	54,160.50	54,250.14	89.64	0.2%
36	Lee	113,899.25	111,719.64	-2,179.61	-1.9%
37	Leon	34,895.55	34,674.71	-220.84	-0.6%
38	Levy	5,987.65	6,137.72	150.07	2.5%
39	Liberty	1,188.18	1,130.68	-57.50	-4.8%
40	Madison	2,210.78	2,112.50	-98.28	-4.4%
41	Manatee	61,302.71	59,477.17	-1,825.54	-3.0%
42	Marion	54,901.27	54,318.04	-583.23	-1.1%
43	Martin	20,309.14	18,430.84	-1,878.30	-9.2%
44	Monroe	9,189.08	9,116.23	-72.85	-0.8%
45	Nassau	13,930.81	13,990.45	59.64	0.4%
46	Okaloosa	33,534.43	32,966.95	-567.48	-1.7%
47	Okeechobee	6,175.26	6,250.86	75.60	1.2%
48	Orange	232,025.05	228,125.95	-3,899.10	-1.7%
49	Osceola	86,914.65	85,364.95	-1,549.70	-1.8%
50	Palm Beach	216,544.45	209,455.02	-7,089.43	-3.3%
51	Pasco	95,506.69	95,006.49	-500.20	-0.5%
52	Pinellas	97,339.69	95,677.16	-1,662.53	-1.7%
53	Polk	134,269.97	134,001.06	-268.91	-0.2%
54	Putnam	10,432.44	10,582.13	149.69	1.4%
55	St. Johns	58,887.12	57,774.27	-1,112.85	-1.9%
56	St. Lucie	57,117.35	56,107.79	-1,009.56	-1.8%
57	Santa Rosa	31,315.04	31,317.35	2.31	0.0%
58	Sarasota	49,443.53	49,086.72	-356.81	-0.7%
59	Seminole	71,872.16	70,442.52	-1,429.64	-2.0%
60	Sumter	11,193.81	11,104.05	-89.76	-0.8%
61	Suwannee	6,816.14	6,726.95	-89.19	-1.3%
62	Taylor	2,639.10	2,673.93	34.83	1.3%
63	Union	2,222.03	2,079.39	-142.64	-6.4%
64	Volusia	67,792.70	68,111.95	319.25	0.5%
65	Wakulla	5,400.90	5,423.33	22.43	0.4%
66	Walton	13,563.34	12,505.58	-1,057.76	-7.8%
67	Washington	3,396.56	3,372.28	-24.28	-0.7%
69	FAMU	508.89	526.32	17.43	3.4%
70	FAU PB	1,321.91	1,329.61	7.70	0.6%
72	FSU Brow	713.21	724.59	11.38	1.6%
73	FSU Leon	1,846.14	1,809.95	-36.19	-2.0%
74	UF	1,347.46	1,384.39	36.93	2.7%
75	FLVS	47,948.26	50,329.95	2,381.69	5.0%
76	FSU Bay	369.37	362.58	-6.79	-1.8%
77	TSC	421.82	388.63	-33.19	-7.9%
99	<b>Florida</b>	<b>3,253,504.57</b>	<b>3,211,090.32</b>	<b>-42,414.25</b>	<b>-1.3%</b>

2025-26 District Comparison

Dist	District	Forecast		Change	Percent Change
		April 11, 2025	January 5, 2026	January 5, 2026	January 5, 2026
		Conference	Conference	Conference - April 11, 2025	Conference - April 11, 2025
1	Alachua	26,624.81	26,599.23	-25.58	-0.1%
2	Baker	4,434.26	4,325.93	-108.33	-2.4%
3	Bay	27,015.09	26,519.52	-495.57	-1.8%
4	Bradford	2,538.81	2,638.22	99.41	3.9%
5	Brevard	69,522.37	68,677.42	-844.95	-1.2%
6	Broward	235,800.17	231,336.93	-4,463.24	-1.9%
7	Calhoun	1,961.58	1,922.40	-39.18	-2.0%
8	Charlotte	16,596.85	16,705.89	109.04	0.7%
9	Citrus	14,865.54	14,604.71	-260.83	-1.8%
10	Clay	38,133.21	37,740.08	-393.13	-1.0%
11	Collier	47,497.64	46,263.93	-1,233.71	-2.6%
12	Columbia	8,857.88	8,850.73	-7.15	-0.1%
13	Miami-Dade	324,592.25	312,074.52	-12,517.73	-3.9%
14	DeSoto	3,976.73	3,910.04	-66.69	-1.7%
15	Dixie	1,819.05	2,302.51	483.46	26.6%
16	Duval	129,383.69	127,121.87	-2,261.82	-1.7%
17	Escambia	35,502.48	34,887.19	-615.29	-1.7%
18	Flagler	13,278.45	13,156.49	-121.96	-0.9%
19	Franklin	1,142.84	1,087.79	-55.05	-4.8%
20	Gadsden	4,180.74	4,037.40	-143.34	-3.4%
21	Gilchrist	2,685.17	2,636.62	-48.55	-1.8%
22	Glades	1,852.19	1,786.53	-65.66	-3.5%
23	Gulf	1,843.70	1,770.71	-72.99	-4.0%
24	Hamilton	1,454.22	1,478.43	24.21	1.7%
25	Hardee	4,240.40	4,313.58	73.18	1.7%
26	Hendry	13,064.06	14,716.65	1,652.59	12.6%
27	Hernando	23,141.84	23,085.89	-55.95	-0.2%
28	Highlands	11,589.24	11,433.53	-155.71	-1.3%
29	Hillsborough	211,105.20	209,234.65	-1,870.55	-0.9%
30	Holmes	2,732.91	2,730.34	-2.57	-0.1%
31	Indian River	15,811.94	15,962.18	150.24	1.0%
32	Jackson	5,584.71	5,589.38	4.67	0.1%
33	Jefferson	679.32	687.77	8.45	1.2%
34	Lafayette	1,150.08	1,097.62	-52.46	-4.6%
35	Lake	45,639.21	45,582.50	-56.71	-0.1%
36	Lee	101,932.43	99,186.29	-2,746.14	-2.7%
37	Leon	30,775.33	30,454.76	-320.57	-1.0%
38	Levy	5,265.15	5,219.20	-45.95	-0.9%
39	Liberty	1,177.16	1,147.47	-29.69	-2.5%
40	Madison	2,072.63	1,940.19	-132.44	-6.4%
41	Manatee	53,942.18	52,309.21	-1,632.97	-3.0%
42	Marion	46,332.15	45,343.11	-989.04	-2.1%
43	Martin	17,497.16	17,364.41	-132.75	-0.8%
44	Monroe	8,456.94	8,248.88	-208.06	-2.5%
45	Nassau	12,195.19	12,130.66	-64.53	-0.5%
46	Okaloosa	30,688.68	30,010.22	-678.46	-2.2%
47	Okeechobee	5,813.07	5,753.64	-59.43	-1.0%
48	Orange	200,344.53	196,193.81	-4,150.72	-2.1%
49	Osceola	74,169.20	72,233.29	-1,935.91	-2.6%
50	Palm Beach	186,156.17	178,931.75	-7,224.42	-3.9%
51	Pasco	84,622.86	83,505.49	-1,117.37	-1.3%
52	Pinellas	81,492.74	80,362.76	-1,129.98	-1.4%
53	Polk	115,233.00	113,864.55	-1,368.45	-1.2%
54	Putnam	9,673.14	9,562.29	-110.85	-1.1%
55	St. Johns	51,419.52	50,213.37	-1,206.15	-2.3%
56	St. Lucie	48,751.26	47,527.39	-1,223.87	-2.5%
57	Santa Rosa	28,385.62	27,823.31	-562.31	-2.0%
58	Sarasota	44,428.08	44,125.66	-302.42	-0.7%
59	Seminole	60,599.46	60,001.87	-597.59	-1.0%
60	Sumter	10,136.02	10,176.20	40.18	0.4%
61	Suwannee	5,848.83	5,613.45	-235.38	-4.0%
62	Taylor	2,179.80	2,180.72	0.92	0.0%
63	Union	2,100.16	1,936.93	-163.23	-7.8%
64	Volusia	58,212.49	58,276.45	63.96	0.1%
65	Wakulla	5,002.82	5,034.63	31.81	0.6%
66	Walton	11,839.82	11,654.91	-184.91	-1.6%
67	Washington	3,055.90	2,987.47	-68.43	-2.2%
69	FAMU	508.89	526.32	17.43	3.4%
70	FAU PB	1,321.91	1,329.61	7.70	0.6%
72	FSU Brow	713.21	724.59	11.38	1.6%
73	FSU Leon	1,846.14	1,809.95	-36.19	-2.0%
74	UF	1,347.46	1,384.39	36.93	2.7%
75	FLVS	48,831.27	51,301.61	2,470.34	5.1%
76	FSU Bay	269.37	274.01	4.64	1.7%
77	TSC	362.12	331.61	-30.51	-8.4%
99	Florida	2,805,298.49	2,755,865.61	-49,432.88	-1.8%

2026-27 District Comparison

Dist	District	Forecast		Change	Percent Change
		April 11, 2025	January 5, 2026	January 5, 2026	January 5, 2026
		Conference	Conference	Conference - April 11, 2025	Conference - April 11, 2025
1	Alachua	25,908.98	25,734.42	-174.56	-0.7%
2	Baker	4,337.22	4,189.79	-147.43	-3.4%
3	Bay	27,099.70	26,578.67	-521.03	-1.9%
4	Bradford	2,486.51	2,571.59	85.08	3.4%
5	Brevard	68,633.26	67,950.23	-683.03	-1.0%
6	Broward	228,936.08	224,375.04	-4,561.04	-2.0%
7	Calhoun	1,916.92	1,867.00	-49.92	-2.6%
8	Charlotte	16,623.87	16,617.10	-6.77	0.0%
9	Citrus	14,629.24	14,368.36	-260.88	-1.8%
10	Clay	37,987.17	37,470.95	-516.22	-1.4%
11	Collier	47,285.63	45,776.99	-1,508.64	-3.2%
12	Columbia	8,608.92	8,599.24	-9.68	-0.1%
13	Miami-Dade	318,173.26	305,196.19	-12,977.07	-4.1%
14	DeSoto	3,886.51	3,771.14	-115.37	-3.0%
15	Dixie	1,788.01	2,285.47	497.46	27.8%
16	Duval	129,628.95	126,614.29	-3,014.66	-2.3%
17	Escambia	34,988.47	34,382.77	-605.70	-1.7%
18	Flagler	13,245.10	13,117.91	-127.19	-1.0%
19	Franklin	1,151.78	1,120.15	-31.63	-2.7%
20	Gadsden	4,102.89	4,003.02	-99.87	-2.4%
21	Gilchrist	2,660.95	2,611.74	-49.21	-1.8%
22	Glades	1,866.72	1,784.68	-82.04	-4.4%
23	Gulf	1,798.14	1,725.00	-73.14	-4.1%
24	Hamilton	1,429.73	1,473.44	43.71	3.1%
25	Hardee	4,051.67	4,095.43	43.76	1.1%
26	Hendry	12,956.11	14,645.92	1,689.81	13.0%
27	Hernando	22,918.18	22,821.04	-97.14	-0.4%
28	Highlands	11,315.64	11,182.85	-132.79	-1.2%
29	Hillsborough	208,156.65	205,699.69	-2,456.96	-1.2%
30	Holmes	2,612.76	2,587.15	-25.61	-1.0%
31	Indian River	15,432.94	15,663.13	230.19	1.5%
32	Jackson	5,515.07	5,483.71	-31.36	-0.6%
33	Jefferson	661.78	669.40	7.62	1.2%
34	Lafayette	1,173.05	1,096.25	-76.80	-6.5%
35	Lake	45,328.50	45,175.89	-152.61	-0.3%
36	Lee	103,087.75	100,168.64	-2,919.11	-2.8%
37	Leon	30,271.30	30,032.96	-238.34	-0.8%
38	Levy	5,209.15	5,213.22	4.07	0.1%
39	Liberty	1,148.68	1,090.68	-58.00	-5.0%
40	Madison	1,997.53	1,835.75	-161.78	-8.1%
41	Manatee	55,004.71	53,355.42	-1,649.29	-3.0%
42	Marion	46,821.27	45,557.04	-1,264.23	-2.7%
43	Martin	17,299.64	17,180.84	-118.80	-0.7%
44	Monroe	8,368.08	8,145.73	-222.35	-2.7%
45	Nassau	12,081.81	11,958.45	-123.36	-1.0%
46	Okaloosa	30,230.43	29,465.20	-765.23	-2.5%
47	Okeechobee	5,675.76	5,598.11	-77.65	-1.4%
48	Orange	198,226.55	193,660.95	-4,565.60	-2.3%
49	Osceola	74,993.90	72,119.95	-2,873.95	-3.8%
50	Palm Beach	184,298.70	176,832.77	-7,465.93	-4.1%
51	Pasco	85,084.19	83,945.24	-1,138.95	-1.3%
52	Pinellas	78,117.19	76,897.91	-1,219.28	-1.6%
53	Polk	116,129.72	114,241.56	-1,888.16	-1.6%
54	Putnam	9,604.44	9,412.13	-192.31	-2.0%
55	St. Johns	52,191.87	51,104.02	-1,087.85	-2.1%
56	St. Lucie	49,190.10	48,048.54	-1,141.56	-2.3%
57	Santa Rosa	28,062.54	27,637.60	-424.94	-1.5%
58	Sarasota	44,187.04	43,790.22	-396.82	-0.9%
59	Seminole	59,142.41	58,003.02	-1,139.39	-1.9%
60	Sumter	10,528.81	10,679.55	150.74	1.4%
61	Suwannee	5,842.39	5,530.20	-312.19	-5.3%
62	Taylor	2,057.10	2,052.43	-4.67	-0.2%
63	Union	2,055.03	1,845.39	-209.64	-10.2%
64	Volusia	56,922.70	56,890.20	-32.50	-0.1%
65	Wakulla	4,991.65	5,006.83	15.18	0.3%
66	Walton	12,103.34	11,848.33	-255.01	-2.1%
67	Washington	2,990.81	2,930.03	-60.78	-2.0%
69	FAMU	508.89	526.32	17.43	3.4%
70	FAU PB	1,321.91	1,329.61	7.70	0.6%
72	FSU Brow	713.21	724.59	11.38	1.6%
73	FSU Leon	1,846.14	1,809.95	-36.19	-2.0%
74	UF	1,347.46	1,384.39	36.93	2.7%
75	FLVS	47,948.26	50,329.95	2,381.69	5.0%
76	FSU Bay	369.37	362.58	-6.79	-1.8%
77	TSC	421.82	388.63	-33.19	-7.9%
99	<b>Florida</b>	<b>2,777,690.01</b>	<b>2,722,240.57</b>	<b>-55,449.44</b>	<b>-2.0%</b>

2025-26 FES Comparison

Dist	District	Forecast		Change	Percent Change
		April 11, 2025	January 5, 2026	January 5, 2026	January 5, 2026
		Conference	Conference	Conference - April 11, 2025 Conference	Conference - April 11, 2025 Conference
1	Alachua	5,362.75	5,379.75	17.00	0.3%
2	Baker	254.00	323.75	69.75	27.5%
3	Bay	1,682.50	1,766.50	84.00	5.0%
4	Bradford	540.00	570.50	30.50	5.6%
5	Brevard	12,053.75	11,948.50	-105.25	-0.9%
6	Broward	48,821.50	48,361.25	-460.25	-0.9%
7	Calhoun	54.50	58.50	4.00	7.3%
8	Charlotte	1,636.25	1,736.00	99.75	6.1%
9	Citrus	1,863.25	1,944.25	81.00	4.3%
10	Clay	3,230.25	3,135.75	-94.50	-2.9%
11	Collier	4,397.75	4,311.25	-86.50	-2.0%
12	Columbia	1,458.50	1,551.00	92.50	6.3%
13	Miami-Dade	72,173.25	72,128.00	-45.25	-0.1%
14	DeSoto	639.50	678.50	39.00	6.1%
15	Dixie	245.25	207.25	-38.00	-15.5%
16	Duval	25,349.00	25,549.50	200.50	0.8%
17	Escambia	5,996.75	6,298.00	301.25	5.0%
18	Flagler	1,926.50	2,169.75	243.25	12.6%
19	Franklin	67.50	30.00	-37.50	-55.6%
20	Gadsden	936.25	914.00	-22.25	-2.4%
21	Gilchrist	347.00	342.75	-4.25	-1.2%
22	Glades	114.50	134.25	19.75	17.2%
23	Gulf	89.75	27.25	-62.50	-69.6%
24	Hamilton	179.00	253.75	74.75	41.8%
25	Hardee	188.00	191.00	3.00	1.6%
26	Hendry	710.75	742.00	31.25	4.4%
27	Hernando	3,214.50	3,584.25	369.75	11.5%
28	Highlands	1,561.50	1,683.00	121.50	7.8%
29	Hillsborough	26,706.25	27,891.25	1,185.00	4.4%
30	Holmes	139.75	198.50	58.75	42.0%
31	Indian River	2,233.75	2,315.00	81.25	3.6%
32	Jackson	323.50	434.50	111.00	34.3%
33	Jefferson	437.50	434.75	-2.75	-0.6%
34	Lafayette	63.75	76.25	12.50	19.6%
35	Lake	7,894.25	7,978.00	83.75	1.1%
36	Lee	9,793.00	10,230.00	437.00	4.5%
37	Leon	4,153.00	4,060.75	-92.25	-2.2%
38	Levy	696.75	816.75	120.00	17.2%
39	Liberty	33.75	33.00	-0.75	-2.2%
40	Madison	194.00	246.75	52.75	27.2%
41	Manatee	5,620.75	5,359.75	-261.00	-4.6%
42	Marion	7,292.25	7,790.00	497.75	6.8%
43	Martin	2,704.00	1,014.75	-1,689.25	-62.5%
44	Monroe	742.75	851.00	108.25	14.6%
45	Nassau	1,665.00	1,798.00	133.00	8.0%
46	Okaloosa	2,935.00	3,061.75	126.75	4.3%
47	Okeechobee	449.25	576.75	127.50	28.4%
48	Orange	30,616.75	30,707.50	90.75	0.3%
49	Osceola	10,786.00	11,755.00	969.00	9.0%
50	Palm Beach	29,164.75	28,851.00	-313.75	-1.1%
51	Pasco	9,278.50	9,667.25	388.75	4.2%
52	Pinellas	17,393.50	16,738.00	-655.50	-3.8%
53	Polk	16,296.75	17,431.75	1,135.00	7.0%
54	Putnam	748.00	1,044.75	296.75	39.7%
55	St. Johns	5,970.50	5,842.25	-128.25	-2.1%
56	St. Lucie	7,148.25	7,021.75	-126.50	-1.8%
57	Santa Rosa	2,932.50	3,259.25	326.75	11.1%
58	Sarasota	4,731.50	4,690.75	-40.75	-0.9%
59	Seminole	11,391.50	10,932.00	-459.50	-4.0%
60	Sumter	582.50	350.00	-232.50	-39.9%
61	Suwannee	880.00	1,069.50	189.50	21.5%
62	Taylor	534.50	564.00	29.50	5.5%
63	Union	149.75	209.00	59.25	39.6%
64	Volusia	9,797.25	9,967.00	169.75	1.7%
65	Wakulla	361.75	362.00	0.25	0.1%
66	Walton	1,298.75	534.75	-764.00	-58.8%
67	Washington	368.75	395.75	27.00	7.3%
69	FAMU				
70	FAU PB				
72	FSU Brow				
73	FSU Leon				
74	UF				
75	FLVS				
76	FSU Bay				
77	TSC				
99	Florida	429,604.00	432,581.00	2,977.00	0.7%

2026-27 FES Comparison

Dist	District	Forecast		Change	Percent Change
		April 11, 2025	January 5, 2026	January 5, 2026	January 5, 2026
		Conference	Conference	Conference - April 11, 2025	Conference - April 11, 2025
1	Alachua	5,960.97	6,088.25	127.28	2.1%
2	Baker	288.25	373.25	85.00	29.5%
3	Bay	1,890.50	2,029.50	139.00	7.4%
4	Bradford	598.00	641.75	43.75	7.3%
5	Brevard	13,529.50	13,663.50	134.00	1.0%
6	Broward	53,722.75	54,530.00	807.25	1.5%
7	Calhoun	63.50	68.75	5.25	8.3%
8	Charlotte	1,818.00	1,967.50	149.50	8.2%
9	Citrus	2,068.75	2,197.50	128.75	6.2%
10	Clay	3,617.00	3,578.25	-38.75	-1.1%
11	Collier	4,874.00	4,867.00	-7.00	-0.1%
12	Columbia	1,621.75	1,736.25	114.50	7.1%
13	Miami-Dade	79,603.25	81,575.75	1,972.50	2.5%
14	DeSoto	705.75	757.25	51.50	7.3%
15	Dixie	274.00	231.25	-42.75	-15.6%
16	Duval	27,992.25	28,597.25	605.00	2.2%
17	Escambia	6,583.00	7,009.25	426.25	6.5%
18	Flagler	2,150.50	2,453.50	303.00	14.1%
19	Franklin	75.25	37.00	-38.25	-50.8%
20	Gadsden	1,030.25	1,024.00	-6.25	-0.6%
21	Gilchrist	388.75	390.75	2.00	0.5%
22	Glades	125.25	151.75	26.50	21.2%
23	Gulf	97.25	32.75	-64.50	-66.3%
24	Hamilton	197.00	280.75	83.75	42.5%
25	Hardee	212.39	222.50	10.11	4.8%
26	Hendry	774.00	826.25	52.25	6.8%
27	Hernando	3,617.75	4,081.75	464.00	12.8%
28	Highlands	1,724.50	1,884.50	160.00	9.3%
29	Hillsborough	29,527.75	31,382.00	1,854.25	6.3%
30	Holmes	157.71	225.25	67.54	42.8%
31	Indian River	2,485.50	2,622.25	136.75	5.5%
32	Jackson	357.75	489.75	132.00	36.9%
33	Jefferson	479.75	486.50	6.75	1.4%
34	Lafayette	69.75	86.25	16.50	23.7%
35	Lake	8,832.00	9,074.25	242.25	2.7%
36	Lee	10,811.50	11,551.00	739.50	6.8%
37	Leon	4,624.25	4,641.75	17.50	0.4%
38	Levy	778.50	924.50	146.00	18.8%
39	Liberty	39.50	40.00	0.50	1.3%
40	Madison	213.25	276.75	63.50	29.8%
41	Manatee	6,298.00	6,121.75	-176.25	-2.8%
42	Marion	8,080.00	8,761.00	681.00	8.4%
43	Martin	3,009.50	1,250.00	-1,759.50	-58.5%
44	Monroe	821.00	970.50	149.50	18.2%
45	Nassau	1,849.00	2,032.00	183.00	9.9%
46	Okaloosa	3,304.00	3,501.75	197.75	6.0%
47	Okeechobee	499.50	652.75	153.25	30.7%
48	Orange	33,798.50	34,465.00	666.50	2.0%
49	Osceola	11,920.75	13,245.00	1,324.25	11.1%
50	Palm Beach	32,245.75	32,622.25	376.50	1.2%
51	Pasco	10,422.50	11,061.25	638.75	6.1%
52	Pinellas	19,222.50	18,779.25	-443.25	-2.3%
53	Polk	18,140.25	19,759.50	1,619.25	8.9%
54	Putnam	828.00	1,170.00	342.00	41.3%
55	St. Johns	6,695.25	6,670.25	-25.00	-0.4%
56	St. Lucie	7,927.25	8,059.25	132.00	1.7%
57	Santa Rosa	3,252.50	3,679.75	427.25	13.1%
58	Sarasota	5,256.49	5,296.50	40.01	0.8%
59	Seminole	12,729.75	12,439.50	-290.25	-2.3%
60	Sumter	665.00	424.50	-240.50	-36.2%
61	Suwannee	973.75	1,196.75	223.00	22.9%
62	Taylor	582.00	621.50	39.50	6.8%
63	Union	167.00	234.00	67.00	40.1%
64	Volusia	10,870.00	11,221.75	351.75	3.2%
65	Wakulla	409.25	416.50	7.25	1.8%
66	Walton	1,460.00	657.25	-802.75	-55.0%
67	Washington	405.75	442.25	36.50	9.0%
69	FAMU				
70	FAU PB				
72	FSU Brow				
73	FSU Leon				
74	UF				
75	FLVS				
76	FSU Bay				
77	TSC				
99	<b>Florida</b>	<b>475,814.56</b>	<b>488,849.75</b>	<b>13,035.19</b>	<b>2.7%</b>

EDUCATION ESTIMATING CONFERENCE  
PreK-12 ENROLLMENT

FLORIDA SCHOOL DISTRICT PROGRAMS

UNWEIGHTED FULL-TIME EQUIVALENT (FTE) STUDENT ENROLLMENT

Monday, January 5, 2026

Forecasts of Student Enrollment (UFTE) for Florida School Districts - FY2025-26 through FY2030-31

FTE  
FY2025-26 Approp by Program

Dist	District	Prog 101	Prog 102	Prog 103	Prog 111	Prog 112	Prog 113	Prog 130	Prog 254	Prog 255	Prog 300	Total
1	Alachua	7,524.38	8,575.20	6,882.71	2,539.37	3,347.54	1,594.56	910.51	69.01	29.62	514.66	31,987.56
2	Baker	1,279.16	1,461.55	742.98	300.21	354.15	228.72	12.70	15.44	7.25	286.10	4,688.26
3	Bay	6,351.39	8,138.55	6,027.94	2,038.03	2,127.54	1,222.49	1,320.99	780.40	123.33	566.93	28,697.59
4	Bradford	807.58	843.80	476.96	235.23	355.44	235.39	23.33	17.16	3.46	80.46	3,078.81
5	Brevard	17,800.50	21,692.20	15,916.96	6,480.99	9,086.73	6,169.51	1,985.26	732.50	151.11	1,560.36	81,576.12
6	Broward	54,521.38	75,917.58	61,599.59	19,833.19	22,733.45	16,856.84	24,268.53	2,151.34	654.15	6,085.62	284,621.67
7	Calhoun	467.57	524.01	412.93	202.20	154.96	120.37	13.79	30.86	1.58	87.81	2,016.08
8	Charlotte	3,809.76	4,878.17	4,273.10	1,312.56	1,726.28	1,069.75	553.35	164.12	43.30	402.71	18,233.10
9	Citrus	4,109.16	4,882.91	3,682.62	1,086.01	1,529.87	684.01	111.17	113.60	9.14	520.30	16,728.79
10	Clay	8,233.24	10,548.76	8,433.79	3,531.53	4,908.01	2,798.10	1,362.27	422.49	66.77	1,058.50	41,363.46
11	Collier	9,023.69	13,383.68	10,337.76	2,747.99	4,644.33	3,456.13	6,673.41	628.93	91.13	908.34	51,895.39
12	Columbia	2,692.48	3,266.15	1,733.47	733.37	744.61	532.13	71.25	66.80	5.70	470.42	10,316.38
13	Dade	65,995.38	91,793.36	80,258.24	30,074.08	39,595.28	27,379.30	49,923.48	3,231.92	393.31	8,121.15	396,765.50
14	De Soto	1,024.17	1,400.91	892.40	307.08	263.52	216.28	368.32	2.50	4.74	136.31	4,616.23
15	Dixie	509.29	650.15	328.83	210.30	160.34	94.17	19.63	10.40	-	81.19	2,064.30
16	Duval	36,447.28	42,002.92	29,489.03	10,449.72	14,352.15	9,817.25	8,729.46	1,174.81	205.47	2,064.60	154,732.69
17	Escambia	10,467.78	11,779.76	7,855.26	2,709.21	3,560.64	2,842.83	852.52	160.72	83.36	1,187.15	41,499.23
18	Flagler	3,236.99	4,491.15	3,234.24	913.99	1,213.56	1,012.02	490.83	117.58	34.22	460.37	15,204.95
19	Franklin	298.37	334.52	198.99	90.75	133.22	71.06	30.97	13.19	3.05	36.22	1,210.34
20	Gadsden	1,499.88	1,521.64	1,124.66	276.66	313.96	232.06	34.50	25.30	7.42	80.91	5,116.99
21	Gilchrist	625.10	858.14	587.09	259.05	290.18	167.58	62.51	72.70	5.30	104.52	3,032.17
22	Glades	490.67	676.65	294.60	155.45	174.46	68.74	80.52	7.88	3.36	14.36	1,966.69
23	Gulf	416.84	550.62	411.73	150.00	186.78	128.82	17.94	32.09	4.59	34.04	1,933.45
24	Hamilton	407.94	511.85	331.79	72.54	72.04	73.29	83.48	19.17	3.31	57.81	1,633.22
25	Hardee	994.44	1,397.78	916.22	240.68	275.92	218.05	236.66	15.14	3.26	130.25	4,428.40
26	Hendry	2,717.38	4,114.53	3,390.50	496.70	851.55	665.91	866.75	37.50	16.35	617.64	13,774.81
27	Hernando	5,855.67	7,881.60	5,568.88	1,803.04	2,078.43	1,467.79	608.23	307.84	69.27	715.59	26,356.34
28	Highlands	2,971.81	3,813.90	2,592.37	901.98	1,168.06	785.45	458.29	40.16	16.30	402.42	13,150.74
29	Hillsborough	49,030.46	65,010.67	50,798.52	13,818.52	20,536.21	10,283.43	19,923.71	2,262.27	397.79	5,749.87	237,811.45
30	Holmes	735.11	886.35	608.40	178.49	209.06	155.98	1.39	6.34	1.14	90.40	2,872.66
31	Indian River	4,002.58	5,033.18	3,828.41	1,152.81	1,651.62	1,069.52	691.78	218.97	32.71	364.11	18,045.69
32	Jackson	1,544.84	1,769.90	1,103.57	476.90	458.91	210.91	44.15	83.79	5.89	209.35	5,908.21
33	Jefferson	267.79	327.94	243.46	73.92	101.04	58.53	40.59	2.05	1.50	-	1,116.82
34	Lafayette	285.86	326.36	205.48	108.68	110.66	76.30	31.86	0.86	0.92	66.85	1,213.83
35	Lake	12,454.15	15,721.62	10,432.83	3,585.01	4,383.12	3,207.74	2,007.32	346.99	51.85	1,342.83	53,533.46
36	Lee	21,951.84	30,424.90	23,385.39	4,832.22	6,630.02	5,696.03	14,916.27	1,389.32	157.37	2,342.07	111,725.43
37	Leon	8,259.48	10,224.16	7,108.77	3,001.33	3,143.87	1,884.52	581.27	151.15	30.98	542.80	34,928.33
38	Levy	1,378.66	1,826.02	908.32	506.99	597.05	376.38	142.64	33.11	2.52	190.21	5,961.90
39	Liberty	276.77	365.15	205.82	129.19	91.23	49.56	12.96	17.99	10.87	51.37	1,210.91
40	Madison	581.38	705.72	411.73	178.93	169.88	119.87	14.85	5.43	-	78.84	2,266.63
41	Manatee	12,409.07	16,546.82	12,025.66	4,089.59	4,938.38	3,371.07	4,617.71	215.22	109.33	1,240.08	59,562.93
42	Marion	12,109.29	15,246.84	10,793.13	3,487.25	4,277.45	3,191.89	2,196.29	768.45	77.26	1,476.55	53,624.40
43	Martin	3,888.33	5,418.42	4,666.12	1,530.19	1,846.89	825.01	1,289.31	47.69	146.41	542.79	20,201.16
44	Monroe	1,699.94	2,190.35	1,598.81	649.70	904.27	595.30	1,264.61	62.54	10.81	223.36	9,199.69
45	Nassau	3,404.00	4,317.79	2,751.01	861.12	1,054.52	734.82	106.44	107.82	9.39	513.28	13,860.19
46	Oakaloosa	7,682.89	9,629.75	6,938.93	2,309.62	2,793.05	1,914.37	1,368.53	216.03	89.36	681.15	33,623.68
47	Okeechobee	1,353.50	1,450.05	1,058.32	489.25	847.34	509.85	352.23	3.79	2.92	195.09	6,262.32
48	Orange	46,956.87	62,825.49	49,281.12	9,843.49	16,873.92	12,428.54	23,354.86	4,596.43	582.24	4,218.32	230,961.28
49	Osceola	16,105.04	23,949.66	18,542.48	3,877.69	5,564.28	4,412.64	9,717.84	866.68	170.85	1,748.04	84,955.20
50	Palm Beach	39,335.91	54,111.11	47,906.87	15,213.62	18,905.03	10,499.43	23,477.02	1,052.01	494.79	4,325.13	215,320.92
51	Pasco	20,803.14	26,790.20	20,889.98	5,306.67	8,491.44	4,583.26	3,445.95	1,353.41	206.00	2,031.31	93,901.36
52	Pinellas	20,287.01	25,888.58	22,631.39	7,600.68	10,464.84	4,565.55	3,590.53	1,078.43	194.45	2,584.78	98,886.24
53	Polk	27,725.81	35,300.24	26,580.60	8,491.63	11,259.06	8,600.65	9,145.22	508.53	752.27	3,165.74	131,529.75
54	Putnam	2,524.14	2,795.06	1,628.87	808.05	1,092.03	841.67	380.48	15.86	7.30	327.68	10,421.14
55	St. Johns	12,540.03	16,288.38	11,378.23	3,540.27	6,471.39	4,390.05	918.75	626.30	168.24	1,068.38	57,390.02
56	St. Lucie	12,198.86	15,891.80	12,270.24	3,593.21	3,825.30	2,669.11	4,085.28	106.99	26.06	1,232.66	55,899.51
57	Santa Rosa	7,178.78	9,378.52	7,013.28	1,843.54	2,566.09	1,769.36	300.90	627.19	60.46	580.00	31,318.12
58	Sarasota	9,761.35	12,530.58	9,525.28	3,237.25	5,376.27	3,826.88	3,010.46	862.72	104.95	923.84	49,159.58
59	Seminole	15,470.51	19,142.08	14,444.99	4,976.79	7,596.03	5,901.21	2,372.77	412.92	79.24	1,594.42	71,990.96
60	Sumter	2,483.34	3,125.84	1,785.12	830.26	1,021.90	696.59	325.66	81.19	13.68	354.94	10,718.52
61	Suwannee	1,615.64	2,016.34	1,350.07	410.36	538.93	385.07	203.50	3.45	3.84	201.63	6,728.83
62	Taylor	804.96	813.63	497.43	201.85	211.85	121.09	-	13.49	1.41	48.59	2,714.30
63	Union	584.41	739.47	296.78	146.11	241.25	128.09	-	8.68	2.28	102.84	2,249.91
64	Volusia	15,002.31	18,452.04	12,976.04	4,885.85	6,768.83	4,763.26	1,990.42	1,039.00	53.05	2,078.94	68,009.74
65	Wakulla	1,262.67	1,539.95	1,006.07	577.02	475.35	288.69	15.44	46.33	5.22	147.83	5,364.57
66	Walton	2,889.25	3,900.39	2,656.62	990.95	1,117.14	623.71	640.43	21.55	8.22	290.31	13,138.57
67	Washington	938.01	1,010.82	589.04	239.40	272.89	209.83	9.80	51.56	10.63	92.67	3,424.65
69	FAMU	144.03	172.55	154.59	9.06	13.04	9.66	4.26	-	-	1.70	508.89
70	FAU PB	218.69	359.75	670.58	35.60	32.73	3.00	1.56	-	-	-	1,321.91
71	FAU STL	-	-	-	-	-	-	-	-	-	-	-
72	FSU Brow	344.81	160.31	-	76.00	93.56	-	38.53	-	-	-	713.21
73	FSU Leon	399.50	631.44	513.35	39.06	108.50	83.76	12.01	-	-	58.52	1,846.14
74	UF	183.53	493.43	407.50	17.80	123.43	56.63	-	-	0.98	64.16	1,347.46
75	FLVS	3,721.60	12,253.18	30,197.34	141.92	519.01	691.75	50.94	-	-	1,255.53	48,831.27
76	FSU Bay	-	-	215.33	-	-	14.00	-	-	-	40.04	269.37
77	TSC	-	-	296.82	-	-	34.48	1.82	-	-	29.00	362.12
99	Florida	655,375.42	865,874.87	692,774.33	208,545.75	281,171.66	187,137.64	236,868.99	29,774.06	6,125.03	71,254.74	3,234,902.49

FTE  
FY2025-26 Approp by Grade

Dist	District	PK	KG	G1	G2	G3	G4	G5	G6	G7	G8	G9	G10	G11	G12	Total
1	Alachua	378.68	2,455.23	2,495.38	2,478.36	2,651.05	2,572.36	2,457.58	2,526.78	2,324.34	2,419.94	2,557.59	2,344.28	2,220.98	2,105.01	31,987.56
2	Baker	37.88	425.44	376.08	363.86	394.74	373.33	336.59	374.96	342.73	394.38	356.51	299.29	309.28	303.19	4,688.26
3	Bay	318.26	2,267.20	2,254.22	2,204.10	2,391.47	2,194.99	2,154.97	2,356.02	2,125.32	2,144.02	2,201.54	2,105.67	2,015.91	1,963.90	28,697.59
4	Bradford	17.06	291.09	263.68	244.58	248.45	233.84	270.21	237.39	251.41	225.25	234.28	212.82	193.46	155.29	3,078.81
5	Brevard	1,070.07	5,734.76	6,079.52	6,147.25	6,485.67	6,392.49	6,387.02	6,306.55	6,361.13	6,303.64	6,599.49	6,589.83	5,871.47	5,247.23	81,576.12
6	Broward	5,651.89	19,655.85	20,491.08	20,757.15	21,618.65	21,512.11	21,051.71	21,548.57	20,844.81	21,633.88	22,279.58	22,041.56	21,691.64	23,843.19	284,621.67
7	Calhoun	37.00	174.05	150.71	162.80	166.32	135.17	128.54	139.84	156.35	134.94	136.64	165.88	163.16	164.68	2,016.08
8	Charlotte	177.34	1,297.85	1,275.51	1,275.52	1,432.57	1,359.66	1,342.21	1,390.16	1,332.27	1,452.71	1,466.21	1,480.70	1,410.34	1,540.05	18,233.10
9	Citrus	154.84	1,233.71	1,203.03	1,277.66	1,396.73	1,350.44	1,399.43	1,345.58	1,217.58	1,271.03	1,307.02	1,338.21	1,167.95	1,175.58	16,728.79
10	Clay	560.31	2,756.19	2,997.14	3,019.97	3,205.45	3,164.48	3,284.37	3,238.82	3,237.10	3,234.12	3,281.03	3,261.24	3,169.18	2,954.06	41,363.46
11	Collier	480.57	3,554.75	3,757.77	3,882.11	3,976.31	4,060.59	4,006.99	4,045.36	4,011.39	4,123.84	4,258.21	3,979.01	4,162.28	3,596.21	51,895.39
12	Columbia	116.60	857.93	824.81	821.30	877.93	876.97	836.05	784.35	820.60	735.04	718.48	731.52	692.18	622.62	10,316.38
13	Dade	6,591.43	27,578.90	28,653.95	28,013.77	30,905.43	29,800.41	29,394.35	30,216.59	29,228.75	30,191.89	32,262.85	31,367.74	31,273.60	31,285.84	396,765.50
14	De Soto	48.25	363.68	365.11	348.43	424.92	355.47	359.54	391.62	318.49	343.28	466.01	357.31	261.89	212.23	4,616.23
15	Dixie	63.52	188.10	171.04	157.41	155.05	173.64	159.70	174.02	154.63	156.82	134.74	139.15	131.83	104.65	2,064.30
16	Duval	1,638.26	12,131.17	12,409.62	12,169.25	13,389.28	12,710.76	11,705.64	12,182.34	11,687.97	11,445.68	12,236.38	11,866.91	10,279.34	8,880.09	154,732.69
17	Escambia	394.75	3,241.44	3,281.19	3,228.10	3,528.26	3,312.69	3,188.11	3,212.59	2,965.45	3,102.11	3,389.65	3,262.14	2,965.89	2,538.86	41,499.23
18	Flagler	132.27	1,024.73	1,058.54	1,138.22	1,082.46	1,153.15	1,229.16	1,184.41	1,179.97	1,171.45	1,213.88	1,259.29	1,182.30	1,195.12	15,204.95
19	Franklin	11.70	94.34	95.30	107.27	106.29	92.52	101.30	106.04	99.91	82.17	97.38	90.91	60.92	64.29	1,210.34
20	Gadsden	48.38	423.23	429.16	433.75	481.33	412.37	364.26	366.36	358.73	342.62	378.62	346.25	355.00	376.93	5,116.99
21	Gilchrist	23.07	228.89	237.71	220.30	253.20	241.18	245.43	227.86	248.45	224.09	264.35	233.15	205.15	179.34	3,032.17
22	Glades	19.26	194.38	154.81	161.54	175.20	160.51	169.69	197.45	159.85	187.93	88.63	112.53	85.23	99.68	1,966.69
23	Gulf	22.45	157.78	138.39	126.56	142.38	148.03	144.57	169.26	144.60	152.87	163.05	154.32	121.87	147.32	1,933.45
24	Hamilton	9.42	129.02	139.01	135.84	137.66	124.17	104.43	144.47	93.65	138.44	139.24	130.82	117.93	89.12	1,633.22
25	Hardee	44.83	370.29	319.25	319.86	345.69	356.72	360.68	383.42	307.44	320.57	314.89	361.44	331.55	291.67	4,428.40
26	Hendry	66.66	826.22	894.09	950.22	973.63	987.44	923.99	1,009.31	1,097.37	1,220.73	1,192.99	1,227.71	1,260.67	1,143.78	13,774.81
27	Hernando	407.20	1,976.65	1,852.90	1,874.97	2,036.30	2,102.96	2,073.66	1,954.59	2,086.01	2,036.08	2,110.77	2,046.98	2,004.98	1,792.29	26,356.34
28	Highlands	121.47	992.14	1,022.80	982.92	1,030.74	1,017.73	1,025.99	1,061.36	1,003.00	1,014.51	1,096.05	915.68	919.83	946.52	13,570.74
29	Hillsborough	2,325.65	17,251.07	17,621.62	17,953.48	19,242.16	18,606.23	18,180.04	19,163.84	17,940.55	18,748.87	19,537.40	18,167.26	17,140.69	15,932.59	237,811.45
30	Holmes	21.69	221.79	215.63	231.45	225.99	224.45	224.81	236.02	209.01	204.22	217.22	208.88	217.32	214.18	2,872.66
31	Indian River	220.17	1,294.57	1,385.60	1,399.37	1,374.78	1,451.94	1,417.30	1,406.28	1,288.43	1,369.44	1,474.77	1,308.43	1,328.40	1,326.21	18,085.69
32	Jackson	52.40	523.43	505.23	511.20	487.12	497.76	477.77	477.77	408.07	423.85	439.91	384.82	343.59	379.24	5,908.21
33	Jefferson	11.38	84.98	92.41	98.49	75.40	84.26	98.75	74.50	85.28	104.39	67.67	88.16	71.16	79.99	1,116.82
34	Lafayette	23.22	104.17	92.88	92.70	106.13	92.31	76.43	90.19	84.06	98.09	87.34	89.76	98.08	78.47	1,213.83
35	Lee	591.67	3,937.92	4,036.53	4,150.12	4,385.00	4,313.78	4,146.87	4,197.29	4,260.72	4,046.67	4,172.97	3,965.28	3,888.87	3,439.77	53,533.46
36	Lee	1,011.87	7,967.14	8,445.41	8,303.24	9,346.35	8,376.38	7,928.73	9,266.32	8,146.11	8,540.39	8,782.64	8,490.31	8,403.41	8,717.13	111,725.43
37	Leon	585.70	2,568.80	2,786.98	2,712.15	2,924.38	2,895.54	2,735.18	2,712.49	2,710.65	2,583.57	2,769.00	2,417.44	2,427.57	2,098.88	34,928.33
38	Levy	64.61	462.75	500.57	473.46	493.16	486.28	490.64	507.28	512.80	480.70	391.86	387.24	339.19	339.19	5,961.90
39	Liberty	22.47	135.64	102.90	80.26	86.24	100.75	86.27	95.50	96.68	90.99	77.46	95.05	77.01	63.69	1,210.91
40	Madison	20.95	229.82	176.18	162.85	175.60	183.28	175.78	161.03	186.62	174.37	177.63	161.91	139.87	141.65	2,266.63
41	Manatee	715.81	4,190.69	4,469.46	4,564.17	5,071.99	4,608.93	4,536.84	4,756.70	4,598.44	4,628.84	4,568.04	4,445.02	4,264.26	4,142.74	59,562.93
42	Marion	528.27	3,803.83	3,998.22	3,969.78	4,831.36	4,190.58	3,944.86	4,273.27	4,088.20	3,991.38	4,332.93	3,979.47	3,930.34	3,761.91	53,624.40
43	Martin	261.53	1,399.65	1,502.61	1,395.49	1,635.89	1,521.85	1,527.92	1,694.59	1,409.63	1,570.23	1,781.44	1,697.07	1,523.91	1,279.35	20,201.16
44	Monroe	125.67	709.44	683.39	703.13	712.50	653.01	688.53	748.90	692.44	762.10	729.49	715.91	666.65	608.53	9,199.69
45	Nassau	171.12	1,059.16	1,027.73	1,037.15	1,051.29	1,151.43	1,067.00	1,045.64	1,101.52	1,094.06	1,086.89	1,002.10	1,002.03	963.07	13,860.19
46	Oaklaosa	382.23	2,466.63	2,497.30	2,563.93	2,863.14	2,590.89	2,553.70	2,745.31	2,491.69	2,588.04	2,984.62	2,644.26	2,308.65	1,943.29	33,623.68
47	Okeechobee	45.86	479.41	479.33	511.24	568.55	489.92	489.71	510.79	448.85	442.94	524.84	468.93	424.31	377.64	6,262.32
48	Orange	2,207.76	16,288.51	16,908.23	17,074.12	18,379.24	17,704.90	17,702.10	18,189.23	17,390.72	17,807.91	18,759.90	17,450.47	17,458.01	17,640.18	230,961.28
49	Osceola	901.82	5,914.27	6,060.23	6,098.54	6,378.69	6,449.12	6,515.17	6,798.11	6,532.04	6,934.68	6,894.22	6,779.30	6,540.16	6,158.85	84,955.20
50	Palm Beach	2,671.21	15,042.28	15,697.66	16,188.48	17,124.59	16,354.58	16,087.28	16,560.09	15,878.70	16,033.14	17,631.13	16,844.01	16,608.06	16,599.71	215,320.92
51	Pasco	1,011.68	6,346.15	6,655.84	6,878.51	7,413.96	7,348.81	7,320.31	7,574.88	7,522.35	7,273.89	7,850.48	7,139.42	6,947.78	6,617.30	93,901.36
52	Pinellas	1,455.87	6,768.84	7,094.76	7,206.66	7,622.94	7,665.03	7,642.55	7,750.85	7,394.58	7,457.72	7,824.10	7,630.06	7,716.09	7,656.19	98,886.24
53	Polk	1,610.42	9,874.04	9,750.86	9,616.70	10,853.95	10,025.18	10,123.84	10,367.56	10,064.05	11,187.59	10,277.00	9,371.30	9,162.57	131,529.75	
54	Putnam	125.42	883.50	821.85	824.56	954.05	819.82	789.68	834.01	845.61	709.67	798.43	742.74	675.89	595.91	10,421.14
55	St. Johns	644.20	3,706.50	3,972.29	4,200.97	4,314.28	4,637.73	4,614.55	4,673.53	4,581.72	4,836.12	4,737.00	4,464.98	4,305.89	3,700.26	57,990.02
56	St. Lucie	747.23	4,000.52	4,082.06	4,264.71	4,700.04	4,158.86	4,110.19	4,332.61	4,109.22	4,428.69	4,727.99	4,239.52	4,247.26	3,750.21	55,899.51
57	Santa Rosa	341.90	2,201.92	2,313.98	2,267.92	2,407.58	2,431.77	2,421.38	2,392.27	2,438.88	2,544.93	2,585.68	2,456.04	2,306.36	2,207.51	31,318.12
58	Sarasota	567.15	3,217.71	3,576.69	3,662.57	3,833.31	3,687.19	3,705.43	4,043.41	3,846.67	3,937.32	4,032.70	3,881.11	3,705.69	3,462.63	49,159.58
59	Seminole	862.26	5,087.74	5,119.32	5,111.75	5,469.63	5,486.61	5,376.44	5,926.27	5,625.87	5,284.17	6,346.85	6,103.19	5,591.92	4,588.94	71,990.96
60	Sumter	118.02	754.24	909.15	845.43	905.01	825.78	855.84	890.25	880.90	832.36	821.51	739.77	691.86	648.60	10,718.52
61	Suwannee	69.97	5													

FTE  
FY2025-26 EDR Est by Program

Dist	District	Prog 101	Prog 102	Prog 103	Prog 111	Prog 112	Prog 113	Prog 130	Prog 254	Prog 255	Prog 300	Total
1	Alachua	7,345.72	8,466.10	6,988.83	2,566.32	3,440.24	1,697.40	866.20	58.96	29.06	520.15	31,978.98
2	Baker	1,162.86	1,448.71	789.00	314.95	356.82	238.76	11.81	21.43	10.18	295.16	4,649.68
3	Bay	6,165.52	8,070.82	5,794.30	2,067.88	2,074.01	1,272.07	1,252.43	792.54	151.52	644.93	28,286.02
4	Bradford	833.91	910.89	501.00	259.17	342.18	233.74	24.08	21.84	4.60	77.31	3,208.72
5	Brevard	17,279.96	21,509.56	15,485.89	6,652.42	9,037.46	6,102.09	2,102.09	778.25	161.14	1,517.06	80,625.92
6	Broward	51,974.34	73,303.64	59,912.18	21,683.70	24,087.33	17,271.14	22,678.87	2,191.11	574.10	6,021.77	279,698.18
7	Calhoun	452.46	541.91	398.37	175.23	166.94	112.79	12.81	37.38	1.24	81.77	1,980.90
8	Charlotte	3,700.06	4,952.90	4,420.34	1,431.69	1,761.66	1,113.65	568.79	141.94	37.01	313.85	18,441.89
9	Citrus	3,942.19	4,822.04	3,659.86	1,191.59	1,532.25	673.83	95.26	144.56	11.47	475.91	16,548.96
10	Clay	8,160.04	10,644.79	8,408.92	3,487.57	4,500.52	2,845.80	1,226.19	446.69	84.36	1,070.95	40,875.83
11	Collier	8,721.20	13,493.84	10,072.15	2,716.93	4,563.72	3,520.17	5,751.11	732.58	125.89	877.59	50,575.18
12	Columbia	2,665.85	3,309.51	1,832.39	719.91	726.60	534.22	95.89	54.25	1.55	461.56	10,401.73
13	Dade	61,872.71	88,954.15	77,452.13	31,384.12	40,087.15	27,810.98	45,191.49	3,340.95	407.96	7,700.88	384,202.52
14	De Soto	969.42	1,361.03	958.88	318.20	277.18	216.49	344.28	4.20	4.06	134.80	4,588.54
15	Dixie	621.28	1,024.36	341.70	186.38	152.38	79.92	20.87	14.01	1.16	67.70	2,509.76
16	Duval	35,647.56	41,382.39	28,996.82	10,486.24	14,243.08	9,933.60	8,696.83	1,374.25	189.06	1,721.54	152,671.37
17	Escambia	10,254.83	11,876.06	7,690.56	2,839.79	3,479.56	2,776.64	757.40	198.49	79.88	1,231.98	41,185.19
18	Flagler	3,274.13	4,441.71	3,207.01	925.12	1,326.31	1,066.63	488.71	123.07	36.55	437.00	15,326.24
19	Franklin	275.67	291.52	157.08	112.35	135.52	70.01	14.47	12.89	3.21	45.07	1,117.79
20	Gadsden	1,471.03	1,504.03	995.85	286.09	339.34	210.79	14.32	40.81	12.95	76.19	4,951.40
21	Gilchrist	646.45	821.59	545.40	239.05	283.33	173.49	71.66	67.06	7.14	124.20	2,979.37
22	Glades	472.76	638.01	277.99	136.18	201.95	82.24	73.90	13.19	3.00	21.56	1,920.78
23	Gulf	352.71	494.70	367.11	166.98	189.04	134.98	19.46	33.18	3.23	36.57	1,797.96
24	Hamilton	448.34	530.36	368.50	85.21	95.44	65.18	63.54	13.64	1.86	60.11	1,732.18
25	Hardee	980.50	1,429.72	926.90	278.99	296.98	194.84	199.32	18.06	4.92	174.35	4,504.58
26	Hendry	3,059.59	4,616.22	3,699.30	652.77	1,096.99	817.70	841.58	42.13	15.34	617.03	15,458.65
27	Hernando	5,773.48	8,030.73	5,595.38	1,951.65	2,087.77	1,498.85	660.09	322.69	66.01	683.49	26,670.14
28	Highlands	2,943.00	3,883.96	2,531.82	948.59	1,183.63	805.91	378.70	52.82	9.62	378.48	13,116.53
29	Hillsborough	49,387.42	64,711.88	50,009.97	14,223.53	20,786.77	11,098.26	18,681.53	2,169.01	401.13	5,656.40	237,125.90
30	Holmes	699.58	936.79	614.91	192.77	237.03	157.46	28.84	2.84	1.09	83.51	2,928.84
31	Indian River	3,977.17	5,068.63	3,764.35	1,245.25	1,666.33	1,204.10	668.50	245.41	37.79	399.65	18,277.18
32	Jackson	1,490.67	1,829.09	1,095.07	524.06	488.18	235.41	76.91	80.14	7.27	197.08	6,023.88
33	Jefferson	267.80	328.15	205.19	91.02	101.90	77.19	21.77	4.08	1.00	24.42	1,122.52
34	Lafayette	261.68	336.89	193.90	109.42	97.39	80.05	21.73	2.00	-	70.81	1,173.87
35	Lake	12,308.92	15,611.77	10,432.49	3,671.31	4,606.26	3,278.95	1,919.19	332.80	42.21	1,356.60	53,560.50
36	Lee	21,494.74	29,973.75	23,253.66	4,770.82	6,675.03	5,505.88	13,309.49	1,808.29	197.68	2,426.95	109,416.29
37	Leon	8,118.27	9,900.38	7,006.47	2,897.15	3,131.69	1,939.56	869.12	337.57	18.58	500.72	34,515.51
38	Levy	1,383.04	1,793.31	932.71	557.18	600.91	407.15	133.63	42.13	7.19	178.70	6,035.95
39	Liberty	233.29	349.54	205.86	126.58	97.03	53.58	9.73	42.10	10.38	52.38	1,180.47
40	Madison	522.74	678.56	439.44	162.92	177.25	97.55	2.70	9.27	1.00	95.51	2,186.94
41	Manatee	11,513.50	15,988.77	11,508.78	4,206.84	4,944.16	3,258.02	4,717.36	190.68	108.97	1,231.88	57,668.96
42	Marion	11,671.70	15,346.52	10,832.50	3,605.48	4,251.87	3,217.33	1,794.80	828.27	99.88	1,484.76	53,133.11
43	Martin	3,214.36	4,697.61	4,307.24	1,534.34	1,885.51	825.12	1,120.80	79.46	103.21	611.51	18,379.16
44	Monroe	1,679.70	2,192.22	1,556.08	727.35	921.89	597.57	1,119.22	64.34	15.71	225.80	9,099.88
45	Nassau	3,329.91	4,298.77	2,802.78	918.68	1,124.60	755.97	82.00	123.94	11.69	480.32	13,928.66
46	Okaloosa	7,509.99	9,601.98	6,764.55	2,325.46	2,703.82	1,890.79	1,178.87	275.48	102.47	718.56	33,071.97
47	Okeechobee	1,362.05	1,494.52	1,035.81	501.80	833.94	564.88	347.91	2.79	3.41	183.28	6,330.39
48	Orange	44,829.84	61,828.36	48,869.14	10,123.51	17,160.91	12,516.68	21,887.52	5,191.48	646.10	3,847.77	226,901.31
49	Osceola	15,562.86	23,872.87	18,503.79	4,160.75	5,642.41	4,426.24	9,001.15	888.33	153.74	1,776.15	83,988.29
50	Palm Beach	36,778.18	53,209.38	45,491.63	15,951.22	18,838.46	10,690.30	21,157.30	1,086.56	517.49	4,062.23	207,782.75
51	Pasco	20,493.69	26,249.05	20,227.76	5,443.90	8,625.98	5,057.34	3,193.57	1,855.47	228.74	1,797.24	93,172.74
52	Pinellas	19,482.72	25,513.40	21,780.67	7,557.46	10,274.58	4,858.11	3,499.71	1,189.39	189.99	2,754.73	97,100.76
53	Polk	27,463.56	35,461.62	26,231.16	8,459.21	11,258.24	8,674.69	8,776.24	784.23	978.29	3,209.06	131,296.30
54	Putnam	2,486.22	2,980.85	1,647.91	823.43	1,063.22	896.57	366.34	12.68	5.94	323.88	10,607.04
55	St. Johns	11,924.64	16,078.32	11,047.35	3,654.47	6,318.24	4,288.97	819.52	702.41	177.35	1,044.35	56,055.62
56	St. Lucie	11,468.66	15,553.49	11,654.85	4,000.48	3,872.83	2,871.50	3,697.75	116.40	25.75	1,287.43	54,549.14
57	Santa Rosa	6,893.80	9,523.13	6,918.75	1,878.70	2,499.84	1,798.44	285.73	664.00	67.53	552.64	31,082.56
58	Sarasota	9,190.94	12,563.95	10,406.28	3,426.94	5,337.26	2,967.57	3,048.12	806.60	132.43	936.32	48,816.41
59	Seminole	15,051.60	18,909.14	14,283.37	5,135.70	7,556.74	5,853.19	2,143.86	383.28	74.78	1,542.21	70,933.87
60	Sumter	2,299.07	3,009.01	1,725.87	893.41	1,074.18	668.67	355.85	114.57	17.89	367.68	10,526.20
61	Suwannee	1,548.99	2,049.91	1,381.88	419.87	526.49	371.02	176.63	2.04	1.00	205.12	6,682.95
62	Taylor	792.76	829.99	498.89	204.34	210.75	134.09	1.28	12.19	2.46	57.97	2,744.72
63	Union	519.94	707.24	279.61	158.92	253.84	114.25	-	6.42	1.47	104.24	2,145.93
64	Volusia	14,898.87	18,636.07	13,035.46	4,892.45	6,862.47	4,914.09	1,874.00	960.22	43.88	2,125.94	68,243.45
65	Wakulla	1,242.99	1,537.64	971.92	574.28	502.17	319.50	21.99	57.85	6.29	162.00	5,396.63
66	Walton	2,433.29	3,590.70	2,424.27	1,008.63	1,137.70	697.88	536.77	20.34	9.12	330.96	12,189.66
67	Washington	887.38	981.67	599.58	279.59	276.53	203.17	10.15	52.82	8.64	83.69	3,383.22
		-	-	-	-	-	-	-	-	-	-	-
69	FAMU	176.26	178.42	123.92	7.00	14.35	9.00	4.85	-	-	12.52	526.32
70	FAU PB	226.87	369.21	660.72	27.62	39.59	4.00	1.60	-	-	-	1,329.61
71	FAU STL	-	-	-	-	-	-	-	-	-	-	-
72	FSU Brow	342.54	170.74	-	78.29	93.53	-	39.49	-	-	-	724.59
73	FSU Leon	383.45	616.09	456.24	48.05	121.60	81.04	10.20	-	-	93.28	1,809.95
74	UF	215.00	455.99	387.46	23.14	154.12	62.26	-	-	-	86.42	1,384.39
75	FLVS	3,438.94	11,477.54	33,632.94	110.41	492.79	679.90	46.59	-	-	1,422.50	51,301.61
76	FSU Bay	-	-	230.87	-	-	16.83	-	-	-	26.31	274.01
77	TSC	-	25.00	277.01	-	-	29.10	0.50	-	-	-	331.61
99	<b>Florida</b>	<b>632,927.16</b>	<b>854,273.16</b>	<b>683,086.72</b>	<b>215,998.80</b>	<b>283,605.76</b>	<b>190,003.13</b>	<b>219,556.98</b>	<b>32,436.85</b>	<b>6,497.61</b>	<b>70,060.44</b>	<b>3,188,446.61</b>

FTE  
FY2025-26 EDR Est by Grade

Dist	District	PK	KG	G1	G2	G3	G4	G5	G6	G7	G8	G9	G10	G11	G12	Total
1	Alachua	404.46	2,402.28	2,421.11	2,445.25	2,605.02	2,521.13	2,499.02	2,498.65	2,338.45	2,392.84	2,581.46	2,381.13	2,263.52	2,224.66	31,978.98
2	Baker	52.95	382.62	350.37	359.33	356.00	372.59	351.31	364.62	351.47	379.89	366.85	322.21	337.68	301.79	4,649.68
3	Bay	313.31	2,234.94	2,202.33	2,193.66	2,300.75	2,239.26	2,128.79	2,284.09	2,072.44	2,121.04	2,226.92	2,027.14	2,029.85	1,911.50	28,286.02
4	Bradford	31.59	298.66	283.38	266.53	236.32	249.48	263.10	259.71	258.77	243.70	225.60	215.22	206.05	170.61	3,208.72
5	Brevard	1,101.68	5,593.30	6,067.65	6,146.65	6,369.62	6,349.35	6,369.28	6,202.42	6,366.30	6,289.86	6,503.86	6,353.19	5,981.60	4,931.16	80,625.92
6	Broward	5,939.21	18,891.29	20,715.47	20,750.83	21,098.07	21,325.98	20,583.26	21,182.76	20,310.06	21,173.48	21,875.29	21,552.19	21,279.00	23,521.29	279,698.18
7	Calhoun	48.88	155.81	144.33	164.72	140.15	152.22	136.49	141.34	155.87	141.62	139.68	159.07	156.12	154.60	1,980.90
8	Charlotte	210.37	1,203.78	1,313.64	1,311.11	1,425.94	1,415.53	1,395.90	1,405.33	1,351.40	1,406.43	1,565.32	1,507.85	1,413.94	1,515.35	18,441.89
9	Citrus	178.48	1,176.40	1,225.29	1,254.80	1,374.00	1,313.70	1,290.08	1,354.17	1,194.07	1,278.33	1,327.91	1,286.37	1,165.43	1,129.93	16,548.96
10	Clay	569.60	2,697.67	2,987.05	2,994.99	3,156.04	3,073.64	3,136.37	3,244.88	3,133.74	3,166.50	3,306.32	3,296.07	3,173.50	2,939.46	40,875.83
11	Collier	451.33	3,341.44	3,634.23	3,744.94	3,874.31	3,966.99	3,924.65	3,965.34	3,904.14	4,105.64	4,030.58	3,937.87	3,974.25	3,719.47	50,575.18
12	Columbia	102.33	860.95	798.02	823.89	877.89	881.61	836.67	822.12	816.12	731.07	742.16	763.12	712.66	633.12	10,401.73
13	Dade	7,177.75	25,838.61	27,476.44	27,686.22	29,383.69	29,081.21	28,385.95	29,179.93	28,268.06	29,170.84	30,850.96	30,438.86	30,495.75	30,768.25	384,202.52
14	De Soto	51.35	334.29	368.00	341.94	414.43	369.16	337.57	387.17	297.19	339.83	472.27	307.01	305.80	262.53	4,588.54
15	Dixie	42.84	204.30	190.66	174.25	212.84	194.88	218.88	258.26	254.03	262.82	125.34	133.89	138.85	98.42	2,509.76
16	Duval	1,817.86	11,768.17	12,220.47	12,129.48	13,135.42	12,481.46	11,697.13	11,836.23	11,529.28	11,356.78	11,772.16	11,541.87	10,065.79	9,319.27	152,671.37
17	Escambia	405.75	3,133.92	3,250.31	3,188.62	3,567.96	3,319.49	3,240.54	3,130.89	2,925.04	3,084.52	3,407.40	3,095.03	2,926.07	2,509.65	41,185.19
18	Flagler	153.53	1,016.57	1,084.79	1,146.77	1,106.17	1,180.73	1,253.09	1,185.46	1,151.22	1,207.76	1,251.79	1,232.95	1,197.29	1,158.12	15,326.24
19	Franklin	21.23	94.91	103.97	92.58	92.31	90.01	90.23	86.93	90.99	75.48	77.63	83.68	58.19	59.65	1,117.79
20	Gadsden	61.96	408.47	443.74	432.47	429.04	415.71	379.87	363.00	338.06	365.58	394.30	320.39	320.40	278.41	4,951.40
21	Gilchrist	22.90	234.72	241.86	240.70	232.23	262.03	218.39	228.81	217.06	212.25	269.57	222.64	206.71	169.50	2,979.37
22	Glades	17.94	146.66	154.68	176.97	167.52	161.40	165.60	194.96	167.23	176.83	94.40	111.66	87.23	97.70	1,920.78
23	Gulf	31.82	132.49	130.92	105.77	138.08	135.16	129.19	159.23	136.92	147.84	161.91	140.60	115.01	133.02	1,797.96
24	Hamilton	7.30	146.61	146.09	150.22	137.46	139.70	109.43	139.43	108.48	149.01	140.12	124.08	125.50	108.75	1,732.18
25	Hardee	53.22	248.25	320.57	314.40	359.41	376.69	355.45	399.42	325.25	340.76	328.50	371.43	319.84	291.39	4,504.58
26	Hendry	208.80	870.33	1,011.71	973.51	1,092.88	1,099.09	1,104.30	1,226.27	1,258.16	1,319.05	1,372.87	1,468.10	1,338.87	1,116.71	15,458.65
27	Hernando	434.10	1,916.07	1,840.95	1,982.69	2,089.92	2,104.15	2,108.47	2,012.72	2,147.30	2,036.59	2,206.89	2,036.65	1,985.03	1,768.61	26,670.14
28	Highlands	99.95	1,008.63	1,016.46	973.67	1,046.52	1,053.42	1,046.87	1,057.91	1,016.00	1,012.35	1,047.88	954.90	899.29	892.68	13,116.53
29	Hillsborough	3,735.07	16,527.86	17,570.27	17,877.09	18,917.31	18,765.66	18,388.40	18,214.00	17,838.82	18,318.72	19,223.96	18,018.48	17,117.93	16,255.29	237,125.90
30	Holmes	15.46	215.00	210.66	221.67	233.32	237.55	234.53	253.34	218.75	233.28	219.64	214.48	201.23	221.93	2,928.84
31	Indian River	221.02	1,359.16	1,398.73	1,419.12	1,376.48	1,473.80	1,409.13	1,429.41	1,278.22	1,390.11	1,525.58	1,370.03	1,341.15	1,285.24	18,227.18
32	Jackson	57.67	507.70	487.64	535.01	494.19	524.96	493.83	490.08	429.87	445.87	430.02	392.76	339.83	394.98	6,023.88
33	Jefferson	12.21	89.05	81.02	93.29	102.48	80.56	101.20	105.20	67.78	81.93	76.85	83.81	67.51	79.63	1,122.52
34	Lafayette	20.67	77.24	97.91	97.18	93.00	98.86	75.10	98.77	81.94	85.39	80.28	87.62	103.88	76.03	1,173.87
35	Lee	679.47	3,903.47	3,972.16	4,177.25	4,303.58	4,366.98	4,253.21	4,165.51	4,154.79	4,054.39	4,124.27	4,001.32	3,900.43	3,503.67	53,560.50
36	Le	1,078.12	7,917.45	8,166.61	8,136.10	8,970.78	8,332.45	7,851.36	8,871.78	8,352.65	8,601.84	8,345.34	8,117.69	8,736.16	10,916.29	109,416.29
37	Leon	541.27	2,630.85	2,710.12	2,698.18	2,881.74	2,894.59	2,625.63	2,659.83	2,639.39	2,575.07	2,741.74	2,383.57	2,466.69	2,066.84	34,515.51
38	Levy	96.17	506.18	507.28	485.52	456.70	493.84	506.91	517.00	470.16	455.65	429.20	396.57	377.43	337.34	6,035.95
39	Liberty	19.87	88.35	103.78	79.15	84.32	109.92	84.74	92.34	89.89	92.29	87.44	109.93	79.68	58.77	1,180.47
40	Madison	16.78	204.02	158.19	153.38	161.01	168.14	169.78	157.21	179.18	163.69	169.23	150.32	150.25	142.78	2,186.94
41	Manatee	770.06	4,058.48	4,352.40	4,396.33	4,822.15	4,548.15	4,410.78	4,595.69	4,441.48	4,466.39	4,389.10	4,340.50	4,105.05	3,972.40	57,686.96
42	Marion	541.45	3,753.34	3,938.42	4,008.22	4,498.68	4,389.39	3,986.23	4,141.92	3,994.96	3,947.74	4,316.48	3,941.53	3,904.29	3,870.46	53,133.11
43	Martin	308.85	1,251.83	1,271.88	1,279.53	1,399.63	1,363.36	1,375.61	1,522.86	1,286.95	1,405.32	1,672.78	1,551.68	1,459.30	1,229.58	18,379.16
44	Monroe	130.83	681.13	703.81	709.43	723.06	677.86	666.82	722.76	681.09	734.78	720.52	688.56	639.89	619.34	9,099.88
45	Nassau	160.09	1,016.54	1,037.57	1,031.54	1,081.61	1,150.47	1,059.20	1,092.13	1,088.58	1,118.75	1,085.91	1,025.35	1,001.77	979.15	13,928.66
46	Okechoobee	403.06	2,393.44	2,458.19	2,566.66	2,763.09	2,629.48	2,514.20	2,739.52	2,414.11	2,512.66	2,752.30	2,529.93	2,391.65	2,003.68	33,071.97
47	Oklawaha	54.18	454.64	483.29	511.43	589.00	510.17	492.03	534.24	445.43	438.05	525.84	454.75	455.98	381.36	6,330.39
48	Orange	2,435.70	15,697.15	16,417.83	17,106.04	17,785.70	17,579.44	17,232.82	17,958.41	17,054.38	17,514.54	18,231.36	17,295.25	17,107.79	17,484.90	226,901.31
49	Osceola	991.14	5,468.21	5,830.98	6,167.18	6,267.33	6,358.66	6,436.48	6,667.54	6,492.31	6,844.43	6,898.28	6,649.62	6,480.27	6,435.86	83,988.29
50	Palm Beach	3,009.44	14,370.69	15,031.41	15,633.85	16,666.02	15,428.48	15,961.71	16,170.24	15,494.29	15,655.59	16,704.92	15,915.32	15,774.96	15,965.83	207,782.75
51	Pasco	1,129.65	6,394.77	6,572.63	6,868.20	7,414.30	7,333.19	7,181.46	7,705.42	7,342.51	7,126.05	7,781.34	7,059.33	6,924.54	6,339.35	93,172.74
52	Pinellas	1,470.52	6,489.15	6,959.87	7,087.71	7,432.24	7,465.49	7,559.92	7,655.67	7,330.84	7,252.98	7,730.57	7,560.17	7,569.53	7,536.10	97,100.76
53	Polk	1,643.65	9,340.37	9,916.68	9,891.25	10,834.53	10,050.25	10,083.98	10,313.39	10,062.57	11,105.04	10,281.92	9,261.18	9,112.25	131,296.30	
54	Putnam	128.75	833.87	841.35	840.87	928.11	894.99	816.99	842.18	840.53	753.80	775.67	772.85	707.63	629.45	10,607.04
55	St. Johns	694.21	3,573.67	3,800.49	4,061.22	4,223.92	4,474.55	4,457.46	4,704.69	4,501.41	4,814.52	4,666.34	4,447.73	4,177.55	3,457.86	56,055.62
56	St. Lucie	853.39	3,840.19	4,067.80	4,092.36	4,468.58	4,208.11	4,001.05	4,188.67	4,006.43	4,312.90	4,572.87	4,177.43	4,145.28	3,614.08	54,549.14
57	Santa Rosa	372.92	2,059.81	2,283.75	2,244.29	2,347.37	2,423.99	2,434.93	2,397.78	2,486.93	2,591.27	2,475.87	2,478.29	2,364.79	2,120.57	31,082.56
58	Sarasota	610.45	3,142.33	3,445.56	3,582.32	3,825.24	3,667.40	3,644.02	4,061.92	3,813.04	3,947.25	4,015.69	3,782.98	3,799.88	3,478.33	48,816.41
59	Seminole	897.43	4,755.06	5,152.40	5,179.51	5,313.05	5,498.60	5,291.18	5,892.05	5,492.54	5,185.63	6,169.72	5,799.53	5,649.90	4,902.27	70,933.87
60	Sumter	112.61	840.57	847.07	797.62	861.13	833.34	838.95	875.10	884.62	818.04	805.33	718.47	657.00	636.35	10,526.20
61	Suwannee															

FTE  
FY2026-27 Forecast by Program

Dist	District	Prog 101	Prog 102	Prog 103	Prog 111	Prog 112	Prog 113	Prog 130	Prog 254	Prog 255	Prog 300	Total
1	Alachua	7,277.16	8,312.70	6,873.95	2,714.13	3,478.04	1,727.04	837.57	62.53	33.48	506.07	31,822.67
2	Baker	1,136.14	1,394.52	776.10	326.79	355.42	239.89	11.37	22.87	11.18	288.76	4,563.04
3	Bay	6,276.12	8,114.43	5,763.16	2,160.54	2,126.05	1,287.83	1,257.86	820.35	155.41	646.42	28,608.17
4	Bradford	824.29	910.59	501.11	267.86	345.15	237.90	23.30	21.71	5.32	76.11	3,213.34
5	Brevard	17,136.11	21,553.90	15,615.18	7,042.73	9,374.64	6,286.11	2,065.23	830.17	181.04	1,528.62	81,613.73
6	Broward	50,981.35	73,280.53	59,318.33	22,979.96	24,567.29	17,312.87	21,818.93	2,212.01	581.01	5,852.76	278,905.04
7	Calhoun	450.84	537.63	369.68	175.37	167.26	106.41	13.01	37.38	1.16	77.01	1,935.75
8	Charlotte	3,663.83	5,048.62	4,400.86	1,459.32	1,830.74	1,121.40	565.46	147.76	38.43	308.18	18,584.60
9	Citrus	3,861.69	4,852.88	3,633.97	1,223.31	1,585.27	690.32	94.19	143.83	12.58	467.82	16,565.86
10	Clay	8,078.64	10,882.32	8,219.81	3,565.31	4,670.00	2,827.30	1,217.59	458.73	89.84	1,039.66	41,049.20
11	Collier	8,632.30	13,637.66	9,979.44	2,824.35	4,671.98	3,523.47	5,655.03	739.41	126.13	854.22	50,643.99
12	Columbia	2,623.26	3,347.79	1,752.24	734.25	759.36	528.91	94.01	56.03	1.78	437.86	10,335.49
13	Dade	61,342.96	89,813.97	77,490.82	33,785.47	41,077.38	28,066.73	43,744.85	3,444.82	427.88	7,577.06	386,771.94
14	De Soto	948.15	1,370.47	916.59	322.57	286.60	212.73	330.75	5.19	4.31	131.03	4,528.39
15	Dixie	618.15	958.61	392.08	186.79	145.55	94.33	20.76	14.00	0.97	85.48	2,516.72
16	Duval	35,469.17	42,109.20	29,639.93	10,860.57	14,815.73	10,324.47	8,634.06	1,418.17	198.01	1,742.23	155,211.54
17	Escambia	10,105.24	12,071.54	7,690.74	2,870.60	3,591.03	2,813.01	742.46	204.27	81.09	1,222.04	41,392.02
18	Flagler	3,350.58	4,476.69	3,191.94	1,005.38	1,383.30	1,081.26	485.80	126.36	37.58	432.52	15,571.41
19	Franklin	292.16	311.00	146.65	118.05	145.93	68.43	15.01	13.72	3.29	42.91	1,157.15
20	Gadsden	1,461.31	1,524.01	1,011.39	305.92	358.73	218.64	14.21	42.16	13.35	77.30	5,027.02
21	Gilchrist	630.99	835.76	548.80	240.80	295.54	177.81	69.95	69.62	7.42	125.80	3,002.49
22	Glades	463.45	647.57	283.60	137.06	207.21	84.85	73.99	13.03	3.51	22.16	1,936.43
23	Gulf	341.82	485.03	358.89	165.80	186.90	129.10	19.18	33.60	4.08	33.35	1,757.75
24	Hamilton	467.34	515.85	374.31	92.55	92.79	69.50	64.99	14.40	1.63	60.83	1,754.19
25	Hardee	930.52	1,364.27	879.46	279.78	296.82	186.38	188.19	18.03	5.59	168.89	4,317.93
26	Hendry	3,057.71	4,640.19	3,676.47	673.78	1,108.15	810.99	837.23	43.05	16.17	608.43	15,472.17
27	Hernando	5,720.23	8,101.20	5,555.97	2,053.91	2,198.15	1,537.76	648.95	341.43	70.44	674.75	26,902.79
28	Highlands	2,893.39	3,930.29	2,467.80	957.56	1,220.91	797.61	368.16	53.86	10.99	366.78	13,067.35
29	Hillsborough	48,790.77	65,327.19	49,327.99	14,712.29	21,330.60	11,144.40	18,289.99	2,209.05	427.15	5,522.26	237,081.69
30	Holmes	680.34	894.38	577.96	192.14	231.93	150.19	2.64	2.95	1.07	78.80	2,812.40
31	Indian River	3,994.86	5,048.00	3,680.01	1,322.04	1,711.22	1,196.94	657.41	247.95	40.33	386.62	18,285.38
32	Jackson	1,448.67	1,826.50	1,091.07	518.63	497.76	237.17	72.43	78.48	7.82	194.93	5,973.46
33	Jefferson	274.06	343.27	196.97	101.89	114.70	74.92	22.25	4.59	1.25	22.00	1,155.90
34	Lafayette	254.47	341.05	192.91	114.57	101.33	78.37	22.31	2.37	-	75.12	1,182.50
35	Lake	12,224.95	15,936.09	10,310.21	3,916.20	4,889.62	3,343.61	1,897.75	352.50	45.99	1,333.22	54,250.14
36	Lee	21,970.77	30,850.27	23,193.69	5,179.45	7,008.06	5,556.94	13,513.96	1,860.67	202.53	2,383.30	111,719.64
37	Leon	8,016.17	9,988.39	6,914.53	3,031.78	3,257.06	1,961.17	856.69	137.55	19.55	491.82	34,674.71
38	Levy	1,402.68	1,820.97	925.80	590.81	628.07	411.84	133.21	43.33	7.09	173.92	6,137.72
39	Liberty	211.03	336.36	201.57	120.58	93.07	54.15	8.21	42.97	11.44	51.30	1,130.68
40	Madison	516.74	641.68	417.22	168.91	171.75	93.12	2.55	9.67	1.10	89.76	2,112.50
41	Manatee	11,758.77	16,551.37	11,689.96	4,471.49	5,249.16	3,380.26	4,810.21	207.64	114.67	1,243.64	59,477.17
42	Marion	11,782.02	16,039.51	10,724.15	3,805.74	4,562.44	3,220.93	1,798.06	849.89	100.89	1,434.41	54,318.04
43	Martin	3,250.03	4,647.17	4,193.41	1,669.19	1,941.37	826.01	1,122.92	81.85	103.93	594.96	18,430.84
44	Monroe	1,662.73	2,183.06	1,564.84	759.15	928.40	605.61	1,103.89	64.57	17.97	226.01	9,116.23
45	Nassau	3,338.45	4,256.11	2,799.47	970.03	1,154.52	774.91	81.33	125.21	11.75	478.67	13,990.45
46	Okaloosa	7,359.89	9,515.65	6,763.25	2,387.91	2,773.28	1,916.91	1,150.00	278.70	106.59	714.77	32,966.95
47	Okeechobee	1,312.68	1,518.35	999.92	498.53	852.76	548.98	336.20	2.92	3.74	176.78	6,250.86
48	Orange	44,706.45	62,241.45	48,764.69	10,793.14	17,621.25	12,689.61	21,523.19	5,320.18	665.73	3,800.26	228,125.95
49	Osceola	15,847.28	24,225.98	18,479.22	4,557.45	5,895.76	4,507.81	9,001.82	927.69	165.37	1,756.57	85,364.95
50	Palm Beach	36,502.73	54,107.91	45,244.43	16,797.53	19,535.43	10,850.75	20,808.55	1,100.07	525.98	3,981.64	209,455.02
51	Pasco	20,494.21	26,971.03	20,309.42	5,800.91	9,080.25	5,186.86	3,195.40	1,926.41	247.74	1,794.26	95,006.49
52	Pinellas	18,981.35	25,379.85	21,080.18	7,645.99	10,406.66	4,849.07	3,335.81	1,192.86	192.64	2,612.75	95,677.16
53	Polk	27,653.32	36,213.42	26,512.50	9,044.84	11,835.52	8,901.10	8,774.98	824.64	1,012.68	3,228.06	134,001.06
54	Putnam	2,458.85	3,017.60	1,612.80	829.68	1,086.15	883.42	359.50	13.14	6.06	314.93	10,582.13
55	St. Johns	12,054.98	16,289.55	11,580.46	3,894.52	6,546.89	4,544.88	827.52	746.61	196.25	1,092.61	57,774.27
56	St. Lucie	11,677.76	15,890.43	11,820.96	4,451.55	4,098.13	2,959.07	3,742.97	128.51	30.37	1,308.04	56,107.79
57	Santa Rosa	6,915.54	9,440.81	7,028.61	1,956.65	2,539.98	1,854.38	283.23	668.83	69.69	559.63	31,317.35
58	Sarasota	9,156.79	12,684.62	10,357.31	3,521.84	5,458.41	3,000.72	3,017.09	825.60	135.71	928.63	49,086.72
59	Seminole	14,578.99	18,918.58	13,932.11	5,371.08	7,785.79	5,825.98	2,061.41	402.73	85.56	1,480.29	70,442.52
60	Sumter	2,443.33	3,160.12	1,788.34	960.93	1,149.19	701.06	375.64	128.13	19.67	377.64	11,104.05
61	Suwannee	1,494.55	2,116.93	1,377.77	429.62	557.17	375.99	170.07	2.21	1.00	201.64	6,726.95
62	Taylor	774.73	827.12	459.68	204.01	210.31	129.38	1.29	12.98	2.24	52.19	2,673.93
63	Union	481.22	700.53	270.92	150.13	255.90	112.73	-	6.04	1.97	99.95	2,079.39
64	Volusia	14,793.88	18,703.47	12,731.93	5,069.32	7,023.93	4,874.84	1,830.63	978.84	45.51	2,059.60	68,111.95
65	Wakulla	1,202.53	1,564.88	973.75	586.77	521.57	325.73	21.27	58.49	6.41	161.93	5,423.33
66	Walton	2,400.75	3,736.03	2,458.02	1,066.32	1,218.80	721.14	536.03	21.31	10.58	336.60	12,505.58
67	Washington	850.59	1,020.26	583.55	278.17	289.12	198.80	9.84	52.64	8.25	81.06	3,372.28
69	FAMU	176.26	178.42	123.92	7.00	14.35	9.00	4.85	-	-	12.52	526.32
70	FAU PB	226.87	369.21	660.72	27.62	39.59	4.00	1.60	-	-	-	1,329.61
71	FAU STL	-	-	-	-	-	-	-	-	-	-	-
72	FSU Brow	342.54	170.74	-	78.29	93.53	-	39.49	-	-	-	724.59
73	FSU Leon	383.45	616.09	456.24	48.05	121.60	81.04	10.20	-	-	93.28	1,809.95
74	UF	215.00	455.99	387.46	23.14	154.12	62.26	-	-	-	86.42	1,384.39
75	FLVS	3,352.80	11,290.36	32,986.27	107.45	484.28	667.56	45.50	-	-	1,395.73	50,329.95
76	FSU Bay	-	-	303.73	-	-	22.14	-	-	-	36.71	362.58
77	TSC	-	25.00	331.97	-	-	31.16	0.50	-	-	-	388.63
99	Florida	629,451.73	863,410.97	680,211.16	227,763.84	292,862.70	192,509.96	215,772.48	33,349.26	6,777.94	68,980.28	3,211,090.32

FTE  
FY2026-27 Forecast by Grade

Dist	District	PK	KG	G1	G2	G3	G4	G5	G6	G7	G8	G9	G10	G11	G12	Total
1	Alachua	472.52	2,263.69	2,518.16	2,425.81	2,671.02	2,441.74	2,563.20	2,428.77	2,452.58	2,237.31	2,511.34	2,444.97	2,216.88	2,174.68	31,822.67
2	Baker	60.79	352.12	368.36	361.37	345.39	348.41	349.44	362.36	351.32	352.93	371.07	336.81	284.78	317.89	4,563.04
3	Bay	337.96	2,374.38	2,227.69	2,195.21	2,337.95	2,225.99	2,197.66	2,171.59	2,262.34	2,091.96	2,133.02	2,167.96	1,857.48	2,026.98	28,608.17
4	Bradford	37.45	299.37	284.91	248.98	245.03	268.82	236.91	256.54	239.88	275.18	231.00	231.00	195.23	168.66	3,213.34
5	Brevard	1,285.36	5,589.78	5,922.89	6,135.31	6,598.99	6,264.92	6,581.44	6,526.89	6,385.01	6,212.85	6,396.58	6,430.44	5,846.67	5,436.60	81,613.73
6	Broward	6,935.60	18,375.49	19,672.38	20,566.17	21,940.74	20,990.16	21,253.06	20,927.35	21,324.24	20,428.14	21,418.43	21,983.16	21,120.66	22,869.46	278,905.04
7	Calhoun	44.15	151.56	153.85	146.14	156.68	135.09	153.62	135.08	143.97	156.19	134.64	132.65	149.16	142.97	1,935.75
8	Charlotte	22.15	1,197.14	1,301.92	1,333.90	1,397.98	1,459.62	1,440.35	1,440.82	1,452.77	1,351.80	1,632.82	1,523.10	1,455.48	1,374.75	18,584.60
9	Citrus	200.09	1,131.57	1,264.30	1,173.64	1,389.22	1,330.25	1,342.23	1,294.94	1,356.84	1,191.77	1,282.88	1,277.04	1,237.37	1,093.62	16,565.86
10	Clay	632.72	2,777.73	2,805.29	3,074.86	3,117.42	3,193.91	3,184.87	3,303.37	3,278.30	3,218.95	3,234.51	3,231.48	3,172.99	2,831.80	41,049.20
11	Collier	524.39	3,919.64	3,489.61	3,713.13	3,942.03	3,845.46	4,137.68	4,041.13	4,073.20	4,022.76	4,143.51	4,040.62	3,844.19	3,506.64	50,643.99
12	Columbia	108.42	852.85	819.09	806.55	847.27	855.57	884.09	841.48	803.68	775.24	719.36	688.88	705.44	627.57	10,335.49
13	Dade	8,828.08	25,221.37	27,004.61	27,997.60	29,250.21	29,054.97	29,616.78	29,108.67	29,598.46	28,482.30	30,496.91	31,116.24	29,936.42	31,059.32	386,771.94
14	De Soto	54.32	335.39	354.46	359.57	380.21	384.50	351.03	350.38	360.91	302.33	390.51	353.27	268.46	283.05	4,528.39
15	Dixie	38.10	228.46	200.00	178.96	176.18	205.50	194.51	210.93	275.74	228.49	231.38	125.15	112.94	110.38	2,516.72
16	Duval	2,023.74	11,746.32	12,114.07	12,311.81	12,969.15	12,782.32	12,700.81	11,817.69	11,989.56	10,963.15	12,348.78	12,002.75	9,851.26	9,590.13	155,211.54
17	Escambia	443.75	3,119.43	3,203.65	3,259.82	3,388.44	3,447.04	3,299.61	3,176.88	3,150.52	2,938.43	3,270.33	3,054.43	2,923.56	2,716.13	41,392.02
18	Flagler	176.27	1,006.13	1,104.37	1,165.00	1,215.01	1,129.77	1,247.00	1,295.94	1,207.52	1,188.99	1,242.42	1,259.50	1,168.50	1,164.99	15,571.41
19	Franklin	20.07	106.69	103.62	100.73	97.13	101.51	86.67	94.55	92.66	86.37	75.93	69.10	61.80	58.32	1,157.15
20	Gadsden	67.85	417.67	430.75	443.06	426.17	414.05	414.65	353.93	355.14	364.71	344.35	378.78	311.39	304.52	5,027.02
21	Gilchrist	25.50	238.07	224.88	242.77	227.32	250.55	239.49	238.88	216.98	219.40	230.43	246.01	208.50	193.71	3,002.49
22	Glades	19.88	132.66	143.28	164.31	194.26	167.79	166.98	170.92	197.24	178.74	90.89	108.32	112.90	88.26	1,936.43
23	Gulf	33.93	112.33	135.06	118.25	128.13	121.79	141.14	132.90	156.27	144.62	149.25	155.24	129.22	99.62	1,757.75
24	Hamilton	7.50	149.82	169.57	133.21	155.76	131.41	121.13	123.87	146.28	105.97	130.93	146.37	120.59	111.78	1,754.19
25	Hardee	56.31	236.57	234.93	305.33	316.66	339.02	354.07	368.38	362.34	302.99	336.00	299.15	302.41	312.77	4,217.93
26	Hendry	236.31	830.06	1,004.90	995.11	1,110.16	1,035.15	1,190.20	1,188.64	1,310.66	1,314.15	1,344.93	1,467.61	1,285.61	1,158.68	15,472.17
27	Hernando	490.37	1,865.79	1,939.36	1,924.17	2,097.10	2,074.35	2,173.56	2,147.44	2,073.75	2,126.80	2,070.67	2,187.20	1,943.89	1,788.34	26,502.79
28	Highlands	111.07	1,024.64	1,000.35	960.00	1,001.93	1,040.29	1,090.14	1,050.42	1,086.92	992.88	1,019.17	918.53	882.58	888.43	13,067.35
29	Hillsborough	4,083.53	16,696.09	17,035.18	17,667.71	18,765.50	18,354.03	19,066.38	18,338.38	18,432.69	18,865.17	17,934.37	18,854.48	17,028.14	15,960.04	237,081.69
30	Holmes	16.71	226.66	217.05	203.98	211.56	224.26	233.45	228.77	230.95	210.43	223.62	194.90	205.11	184.95	2,812.40
31	Indian River	255.41	1,369.24	1,409.33	1,400.13	1,435.44	1,386.77	1,476.57	1,386.95	1,386.95	1,298.50	1,423.37	1,374.93	1,308.49	1,308.14	18,285.38
32	Jackson	61.11	474.66	498.04	463.29	533.53	498.32	520.15	509.68	481.04	380.32	443.18	394.81	367.10	348.23	5,973.46
33	Jefferson	15.72	94.60	90.02	95.11	97.75	94.83	94.02	103.45	97.99	75.27	76.97	80.45	71.13	66.59	1,155.90
34	Lafayette	23.23	81.12	76.66	98.19	105.51	95.45	92.38	82.75	92.66	84.96	88.70	82.17	78.79	99.93	1,182.50
35	Lee	802.85	3,973.94	4,008.49	4,078.44	4,319.07	4,413.89	4,468.22	4,278.23	4,292.83	4,168.01	4,100.96	4,148.76	3,800.27	3,396.18	54,250.14
36	Lee	1,265.17	8,165.53	8,283.43	8,467.15	9,111.92	8,561.41	8,625.27	8,110.02	9,108.98	8,293.85	8,497.81	8,647.73	8,316.82	8,264.55	111,719.64
37	Leon	610.11	2,602.07	2,776.50	2,701.45	2,795.27	2,804.56	2,912.70	2,647.88	2,636.94	2,609.20	2,676.49	2,488.87	2,329.67	2,083.00	34,674.71
38	Levy	108.20	513.73	525.50	504.60	454.18	475.98	498.28	545.58	488.73	491.02	407.07	411.77	355.13	359.95	6,137.72
39	Liberty	23.22	63.71	89.76	85.55	84.34	79.85	107.59	88.36	100.55	75.56	97.87	83.40	93.83	57.09	1,130.68
40	Madison	18.06	181.08	180.89	150.07	163.53	158.39	162.75	172.16	144.19	177.91	176.77	165.94	125.83	125.23	2,112.50
41	Manatee	859.31	4,227.67	4,341.42	4,568.42	4,959.87	4,668.09	4,700.07	4,560.67	4,785.17	4,639.59	4,566.95	4,495.19	4,119.16	3,956.59	59,477.17
42	Marion	618.82	3,867.69	3,930.96	4,122.88	4,512.72	4,299.17	4,455.59	4,179.12	4,293.80	4,170.63	4,003.03	4,271.84	3,851.95	3,739.84	54,318.04
43	Martin	375.06	1,290.92	1,307.84	1,309.83	1,408.49	1,349.13	1,389.92	1,389.74	1,540.73	1,287.56	1,499.11	1,661.33	1,454.74	1,161.44	18,340.84
44	Monroe	148.99	683.10	678.15	701.71	739.26	690.95	683.20	682.26	727.42	693.49	744.97	713.87	647.72	581.14	9,116.23
45	Nassau	182.41	1,029.54	1,053.75	1,048.55	1,072.24	1,063.54	1,180.34	1,076.25	1,085.52	1,091.83	1,101.88	1,055.94	956.69	991.97	13,990.45
46	Ocala	431.35	2,453.07	2,388.34	2,515.32	2,685.93	2,614.08	2,624.33	2,559.34	2,633.05	2,361.03	2,597.77	2,666.96	2,347.45	2,088.93	32,966.95
47	Okeechobee	63.00	468.21	463.87	474.17	557.65	554.44	518.11	483.95	519.70	389.24	479.02	457.89	413.96	407.65	6,250.86
48	Orange	2,817.62	15,397.69	16,402.51	16,848.78	18,324.83	17,431.72	17,919.56	17,360.52	18,151.01	17,343.18	17,623.89	18,265.53	17,060.76	17,178.35	228,125.95
49	Osceola	1,169.08	5,639.44	5,821.89	6,254.88	6,560.75	6,409.20	6,619.64	6,842.22	6,808.55	6,748.68	7,028.97	6,878.36	6,367.47	6,215.82	85,364.95
50	Palm Beach	3,609.99	14,222.82	14,914.72	15,468.83	16,739.45	16,194.60	15,766.75	16,346.24	16,383.46	15,661.17	16,098.17	16,798.79	15,670.82	15,579.21	209,455.02
51	Pasco	1,333.30	6,655.36	6,609.25	6,828.92	7,331.78	7,457.89	7,484.23	7,832.79	7,502.47	7,349.94	7,671.47	6,842.88	6,456.05	95,006.49	
52	Pinellas	1,608.64	6,391.15	6,697.14	6,923.48	7,313.10	7,325.29	7,528.81	7,585.71	7,580.97	7,216.18	7,537.92	7,591.54	7,220.61	7,156.62	95,677.16
53	Polk	1,898.23	9,672.17	9,776.82	10,090.42	10,961.83	10,329.61	10,436.27	10,567.97	10,360.82	9,605.05	10,782.70	10,753.98	9,460.71	9,304.48	134,001.06
54	Putnam	134.82	831.05	849.97	841.72	887.66	890.88	871.18	834.73	833.23	779.09	764.39	731.18	701.10	631.13	10,582.13
55	St. Johns	804.05	3,696.35	3,823.46	4,025.13	4,400.06	4,413.15	4,745.16	4,678.16	4,870.54	4,706.91	4,981.24	4,681.28	4,279.85	3,668.93	57,774.27
56	St. Lucie															

FTE  
FY2027-28 Forecast by Program

Dist	District	Prog 101	Prog 102	Prog 103	Prog 111	Prog 112	Prog 113	Prog 130	Prog 254	Prog 255	Prog 300	Total
1	Alachua	7,258.61	8,203.90	6,625.10	2,805.65	3,603.75	1,742.99	818.57	65.55	39.46	482.46	31,646.04
2	Baker	1,138.77	1,349.97	739.46	337.19	360.93	235.95	11.03	25.85	11.85	268.58	4,479.58
3	Bay	6,394.70	8,170.86	5,621.39	2,250.96	2,204.15	1,284.25	1,267.67	846.70	157.19	622.28	28,820.15
4	Bradford	803.75	882.66	517.88	268.10	350.95	249.32	22.42	20.88	5.57	78.20	3,199.73
5	Brevard	17,018.84	21,615.71	15,271.09	7,297.42	9,860.34	6,324.43	2,037.46	872.75	200.32	1,485.81	81,984.17
6	Broward	50,285.48	72,897.37	58,059.06	23,457.19	25,375.67	17,345.94	21,316.88	2,245.73	596.12	5,665.33	277,244.77
7	Calhoun	440.08	531.10	358.17	174.19	170.74	105.80	12.68	38.69	1.14	75.31	1,907.90
8	Charlotte	3,666.71	5,125.49	4,415.15	1,500.04	1,919.20	1,143.46	565.02	157.84	40.09	309.63	18,842.63
9	Citrus	3,744.60	4,926.87	3,538.56	1,238.92	1,663.86	704.33	91.28	147.24	14.15	459.60	16,529.41
10	Clay	8,091.00	11,010.43	8,107.88	3,623.56	4,842.41	2,848.62	1,213.98	477.21	95.46	1,025.41	41,335.96
11	Collier	8,670.33	13,799.55	9,922.98	2,897.51	4,832.90	3,551.16	5,690.56	755.31	128.50	839.29	51,088.09
12	Columbia	2,589.59	3,297.57	1,692.20	753.20	788.52	531.86	91.66	57.32	2.01	419.29	10,223.22
13	Dade	61,054.82	89,883.09	76,141.21	34,687.36	42,382.14	28,126.17	43,098.49	3,562.92	450.56	7,372.97	386,759.73
14	De Soto	954.95	1,368.81	832.95	334.52	300.82	203.59	326.35	5.81	4.61	119.02	4,451.43
15	Dixie	633.54	881.57	422.66	193.35	143.33	105.42	20.69	14.11	0.83	87.85	2,503.35
16	Duval	35,254.88	42,544.71	29,486.42	11,160.76	15,538.92	10,552.05	8,565.63	1,458.70	205.01	1,717.70	156,484.78
17	Escambia	10,041.99	12,118.13	7,413.86	2,917.43	3,713.36	2,771.41	726.95	207.10	80.94	1,165.99	41,157.16
18	Flagler	3,443.63	4,563.21	3,134.20	1,068.32	1,480.82	1,088.45	497.77	130.19	38.78	422.44	15,867.81
19	Franklin	293.43	325.81	141.93	120.19	155.22	70.79	13.91	13.75	3.35	43.03	1,182.41
20	Gadsden	1,425.56	1,525.58	1,000.84	319.06	383.68	216.44	14.71	14.21	13.42	73.86	5,013.46
21	Gilchrist	640.20	833.15	538.78	248.30	311.12	182.14	70.04	71.66	7.33	123.11	3,025.83
22	Glades	452.42	671.20	297.05	135.18	221.10	88.82	73.26	13.25	3.51	22.56	1,978.35
23	Gulf	334.03	472.71	363.76	168.29	183.56	132.77	18.62	34.29	4.36	34.59	1,746.98
24	Hamilton	480.84	539.79	345.71	97.95	102.73	66.74	66.74	15.05	1.85	55.53	1,772.93
25	Hardee	922.12	1,298.12	800.91	286.52	298.15	173.20	180.38	18.08	6.31	153.87	4,137.66
26	Hendry	3,066.23	4,694.69	3,627.44	686.02	1,134.35	803.98	842.36	44.88	16.53	598.75	15,512.23
27	Hernando	5,703.67	8,033.79	5,541.81	2,145.52	2,319.32	1,589.62	645.12	365.40	75.04	666.80	27,086.09
28	Highlands	2,903.76	3,922.42	2,381.34	983.20	1,258.08	784.02	364.84	55.10	12.70	352.61	13,018.07
29	Hillsborough	48,352.07	65,004.55	48,916.02	15,000.95	21,855.32	11,328.96	18,038.81	2,269.90	454.24	5,455.96	236,676.78
30	Holmes	667.63	852.36	549.45	194.11	228.35	149.27	2.49	3.07	1.33	74.57	2,722.63
31	Indian River	3,989.24	5,101.15	3,499.04	1,371.14	1,794.49	1,170.00	651.10	252.05	42.01	362.64	18,232.86
32	Jackson	1,414.47	1,891.25	1,075.08	512.72	526.72	233.71	73.01	80.89	8.32	189.89	6,006.06
33	Jefferson	282.39	348.85	190.17	114.29	126.69	75.06	22.30	4.80	1.75	19.66	1,185.96
34	Lafayette	247.93	355.90	179.16	110.04	105.56	77.70	21.41	2.18	-	66.73	1,166.61
35	Lake	12,273.23	16,056.98	10,277.08	4,105.23	5,204.41	3,450.65	1,904.45	374.01	49.98	1,326.90	55,022.92
36	Lee	22,682.58	31,692.23	23,270.82	5,485.92	7,475.26	5,682.43	13,846.93	1,939.79	212.01	2,382.53	114,670.50
37	Leon	7,961.81	9,920.55	6,813.49	3,117.68	3,376.37	1,987.55	845.30	139.40	20.67	479.96	34,662.78
38	Levy	1,392.37	1,806.77	915.10	612.02	652.45	418.71	130.79	43.68	6.88	172.29	6,151.06
39	Liberty	207.46	327.05	190.11	116.67	98.76	51.80	8.61	41.50	13.01	49.58	1,104.55
40	Madison	504.66	606.77	398.32	173.76	170.60	88.25	2.46	9.21	1.01	82.93	2,037.97
41	Manatee	12,123.22	17,017.60	11,948.94	4,728.71	5,584.57	3,535.68	4,952.43	226.02	122.17	1,268.56	61,507.90
42	Marion	11,871.06	16,425.94	10,732.23	3,964.00	4,878.08	3,296.57	1,812.33	879.46	104.18	1,435.48	55,399.33
43	Martin	3,322.32	4,678.19	4,029.32	2,047.76	2,047.76	822.66	1,130.98	85.05	106.58	570.20	18,545.53
44	Monroe	1,666.16	2,190.37	1,564.69	778.15	956.37	610.89	1,108.07	65.46	18.58	223.99	9,182.73
45	Nassau	3,385.56	4,190.36	2,761.31	1,018.53	1,198.19	786.10	81.18	127.03	11.77	464.09	14,024.12
46	Oakaloosa	7,210.71	9,432.06	6,575.26	2,451.73	2,878.16	1,902.12	1,119.55	284.75	108.77	691.73	32,654.84
47	Okeechobee	1,297.14	1,541.03	923.21	497.74	881.04	328.99	328.99	2.76	3.83	162.24	6,147.32
48	Orange	44,586.33	62,503.38	48,422.45	11,122.45	18,357.48	12,860.04	21,390.94	5,442.28	684.91	3,748.88	229,119.14
49	Osceola	16,044.45	24,641.80	18,408.89	4,806.40	6,267.50	4,610.80	9,086.49	977.76	176.91	1,741.59	86,762.59
50	Palm Beach	36,584.88	54,561.40	44,903.37	17,222.40	20,388.65	11,081.11	20,785.74	1,126.73	536.34	3,933.32	211,123.94
51	Pasco	20,939.82	27,214.26	20,483.48	6,088.20	9,507.63	5,381.32	3,234.79	2,013.07	267.94	1,800.19	96,930.70
52	Pinellas	18,565.77	24,891.39	20,446.15	7,652.61	10,598.02	4,889.75	3,216.94	1,199.31	198.10	2,503.05	94,161.09
53	Polk	27,965.54	37,066.01	26,180.67	9,491.74	12,657.13	8,987.12	8,840.38	869.25	1,047.17	3,180.07	136,285.08
54	Putnam	2,435.23	2,991.59	1,586.50	840.52	1,099.23	876.75	351.79	13.78	6.44	309.94	10,511.77
55	St. Johns	12,311.04	16,610.52	11,834.38	4,074.15	6,896.70	4,710.38	840.38	790.13	215.63	1,115.17	59,398.48
56	St. Lucie	12,088.20	16,366.09	11,843.02	4,747.27	4,423.34	3,026.96	3,852.46	139.57	34.47	1,322.27	57,843.65
57	Santa Rosa	7,006.84	9,363.32	7,001.60	2,029.27	2,612.24	1,877.53	282.82	680.08	72.07	553.86	31,479.63
58	Sarasota	9,189.11	12,782.22	10,192.16	3,602.63	5,633.91	3,017.98	3,016.78	847.27	138.03	908.98	49,329.07
59	Seminole	14,369.01	18,538.49	13,675.34	5,542.38	8,013.52	5,868.66	2,005.67	426.38	97.11	1,452.62	69,989.18
60	Sumter	2,634.40	3,254.04	1,885.06	1,038.87	1,208.28	746.96	396.18	143.29	22.33	397.38	11,726.79
61	Suwannee	1,474.03	2,116.38	1,369.57	444.00	582.73	384.50	168.85	2.41	1.25	199.76	6,743.48
62	Taylor	787.79	799.04	408.89	208.79	212.09	112.36	1.12	11.83	2.14	39.66	2,583.71
63	Union	441.07	668.37	275.14	141.15	250.29	116.46	-	5.91	1.94	105.20	2,005.53
64	Volusia	14,721.88	18,514.06	12,274.54	5,214.53	7,214.05	4,817.69	1,792.66	997.58	47.56	1,980.87	67,575.42
65	Wakulla	1,195.39	1,600.75	953.82	602.27	553.72	323.39	21.16	59.91	6.60	157.61	5,474.62
66	Walton	2,458.89	3,796.87	2,507.29	1,135.67	1,286.18	751.08	542.35	22.05	11.22	343.64	12,855.24
67	Washington	855.76	1,029.11	582.67	282.81	303.51	202.40	9.71	52.62	8.29	81.55	3,408.43
69	FAMU	176.26	178.42	123.92	7.00	14.35	9.00	4.85	-	-	12.52	526.32
70	FAU PB	226.87	369.21	660.72	27.62	39.59	4.00	1.60	-	-	-	1,329.61
71	FAU STL	-	-	-	-	-	-	-	-	-	-	-
72	FSU Brow	342.54	170.74	-	78.29	93.53	-	39.49	-	-	-	724.59
73	FSU Leon	383.45	616.09	456.24	48.05	121.60	81.04	10.20	-	-	93.28	1,809.95
74	UF	215.00	455.99	387.46	23.14	154.12	62.26	-	-	-	86.42	1,384.39
75	FLVS	3,275.38	11,163.12	32,312.52	104.27	478.70	653.51	44.67	-	-	1,367.37	49,399.54
76	FSU Bay	-	-	303.73	-	-	22.14	-	-	-	36.71	362.58
77	TSC	-	25.00	331.97	-	-	31.16	0.50	-	-	-	388.63
99	Florida	629,835.47	867,215.88	671,960.14	234,838.24	304,907.36	194,707.52	214,684.78	34,414.89	7,080.53	67,693.71	3,227,338.52

FTE  
FY2027-28 Forecast by Grade

Dist	District	PK	KG	G1	G2	G3	G4	G5	G6	G7	G8	G9	G10	G11	G12	Total
1	Alachua	466.18	2,424.34	2,361.70	2,519.38	2,653.08	2,488.95	2,475.23	2,478.66	2,368.12	2,326.97	2,331.96	2,359.69	2,265.80	2,125.98	31,646.04
2	Baker	61.11	372.89	341.36	380.87	347.64	338.38	325.98	361.13	347.77	352.97	345.59	338.82	298.37	266.70	4,479.58
3	Bay	341.55	2,445.66	2,357.54	2,228.00	2,342.89	2,259.62	2,172.21	2,238.99	2,150.78	2,276.22	2,096.76	2,080.43	1,979.43	1,850.07	28,820.15
4	Bradford	37.83	300.13	283.03	244.27	229.16	278.44	251.36	232.87	236.79	255.01	253.50	230.17	208.70	158.47	3,199.73
5	Brevard	1,287.84	5,924.89	5,873.53	5,995.56	6,595.68	6,473.50	6,472.87	6,720.95	6,671.30	6,207.20	6,264.52	6,312.93	5,881.03	5,302.37	81,984.17
6	Broward	6,847.26	19,654.43	18,971.03	19,910.12	20,731.24	20,817.70	20,784.19	21,516.04	20,901.48	21,259.20	20,576.36	21,347.17	21,389.21	22,539.34	277,244.77
7	Calhoun	43.43	150.96	150.94	153.57	140.83	150.82	136.73	151.46	138.84	144.50	148.06	136.66	125.18	135.92	1,907.90
8	Charlotte	229.65	1,248.15	1,286.93	1,318.14	1,417.51	1,430.01	1,478.03	1,482.30	1,481.33	1,445.09	1,558.82	1,584.69	1,467.95	1,414.03	18,842.63
9	Clarus	200.32	1,121.62	1,215.38	1,208.38	1,309.01	1,338.28	1,353.85	1,341.75	1,289.98	1,349.08	1,188.03	1,227.66	1,228.54	1,157.53	15,529.41
10	Clay	624.82	2,887.57	2,871.13	2,902.94	3,187.37	3,154.21	3,301.00	3,355.33	3,323.56	3,362.61	3,279.36	3,149.14	3,105.65	2,831.27	41,335.96
11	Collier	526.52	3,675.08	3,447.84	3,572.39	3,913.08	3,899.26	3,996.61	4,245.82	4,137.98	4,186.52	4,035.01	4,140.30	3,922.11	3,389.57	51,088.09
12	Columbia	107.76	848.97	809.62	824.29	829.26	823.45	852.23	883.21	816.29	763.33	756.12	661.63	629.84	617.22	10,223.32
13	Dade	8,775.13	27,166.59	26,070.25	27,315.01	29,327.05	28,745.13	29,361.19	30,163.20	29,307.29	29,607.60	29,630.31	30,536.50	30,421.61	30,332.87	386,759.73
14	De Soto	53.52	364.75	353.85	344.32	387.46	352.32	362.28	363.34	322.57	359.83	336.65	295.92	306.40	248.22	4,451.43
15	Dixie	37.50	217.75	221.35	188.77	179.17	168.66	205.08	186.93	229.94	244.01	202.25	223.74	104.21	93.99	2,503.35
16	Duval	2,026.58	11,946.17	11,988.61	12,184.47	13,061.31	12,569.80	12,940.13	12,725.24	11,902.50	11,307.04	11,851.62	12,472.35	10,147.20	9,361.76	156,484.78
17	Escambia	441.32	3,164.36	3,165.78	3,198.08	3,425.09	3,264.85	3,403.90	3,211.32	3,176.94	3,124.23	3,082.76	2,917.70	2,879.28	2,701.55	41,157.16
18	Flagler	176.08	1,158.10	1,086.88	1,179.80	1,231.81	1,233.47	1,186.03	1,289.68	1,311.45	1,241.12	1,213.35	1,241.82	1,187.83	1,130.39	15,867.81
19	Franklin	18.79	90.66	115.80	99.43	106.42	107.31	99.44	92.94	99.89	88.66	83.97	66.23	51.48	61.39	1,182.41
20	Gadsden	68.38	395.33	434.38	432.87	431.26	411.75	410.94	383.08	344.39	379.63	336.56	334.42	355.94	294.53	5,013.46
21	Gilchrist	25.10	270.31	224.52	228.38	229.71	245.54	227.25	260.35	225.89	218.96	206.58	238.14	194.56	159.56	3,025.83
22	Glades	17.96	158.96	129.24	153.59	180.77	194.20	173.10	170.38	172.64	209.75	91.38	103.78	108.59	114.01	1,978.35
23	Gulf	35.51	108.13	117.06	121.96	139.73	113.09	128.11	144.75	130.77	164.80	145.19	143.17	142.70	112.01	1,746.98
24	Hamilton	6.98	161.25	175.48	151.70	141.27	147.46	111.60	136.16	131.21	137.26	91.55	135.64	139.53	105.84	1,772.93
25	Hardee	55.07	249.89	314.39	310.27	307.85	299.48	318.24	369.55	331.14	338.53	298.86	305.14	243.65	295.60	4,127.66
26	Hendry	244.89	883.25	960.46	984.04	1,129.26	1,129.46	1,129.46	1,278.71	1,287.32	1,379.52	1,337.60	1,450.54	1,296.15	1,103.76	15,515.23
27	Hernando	505.60	1,959.81	1,885.96	2,018.03	2,037.36	2,071.43	2,142.65	2,203.91	2,197.71	2,040.78	2,152.27	2,040.48	2,082.34	1,747.76	27,086.09
28	Highlands	110.82	1,100.64	1,001.99	942.89	981.18	993.84	1,071.43	1,086.72	1,075.64	1,060.74	990.51	890.87	844.84	865.56	13,018.07
29	Hillsborough	4,064.41	17,237.80	17,079.70	17,121.44	18,493.58	18,139.95	18,599.76	19,169.80	17,913.30	19,395.71	18,371.95	17,521.25	17,747.43	15,820.70	236,676.78
30	Holmes	16.34	217.80	227.77	209.24	194.22	204.00	220.57	227.05	207.07	223.42	202.75	197.45	186.98	187.97	2,722.63
31	Indian River	254.36	1,419.68	1,412.24	1,412.92	1,414.94	1,440.16	1,380.28	1,518.77	1,401.80	1,401.29	1,321.53	1,272.26	1,312.73	1,269.90	18,232.86
32	Jackson	63.29	527.19	467.24	466.20	465.93	536.53	491.22	534.63	512.44	423.08	378.67	406.21	368.14	375.29	6,006.06
33	Jefferson	15.71	99.75	94.01	105.76	101.83	89.14	105.77	96.67	93.59	97.59	70.49	78.83	68.17	68.65	1,185.96
34	Lafayette	20.24	91.06	78.21	76.07	106.94	107.26	88.31	100.64	75.58	95.65	88.28	90.10	72.58	75.69	1,166.61
35	Lake	811.40	4,257.85	4,051.27	4,103.62	4,210.74	4,429.35	4,492.38	4,473.23	4,389.01	4,288.21	4,186.64	4,106.27	3,919.94	3,303.01	55,022.92
36	Lee	1,281.23	8,832.44	8,501.32	8,568.51	9,418.36	8,672.67	8,877.64	8,291.61	9,456.55	8,401.24	8,503.35	8,588.60	8,445.40	7,147.50	114,670.50
37	Leon	602.73	2,630.36	2,738.88	2,755.74	2,786.65	2,714.89	2,815.15	2,924.42	2,610.79	2,594.49	2,691.82	2,431.90	2,404.75	1,960.21	34,662.78
38	Levy	112.46	481.76	531.97	519.02	470.58	470.51	474.58	513.03	509.57	436.71	386.78	365.37	340.01	364.78	6,151.06
39	Liberty	22.60	85.45	67.19	73.31	91.68	80.14	77.87	111.63	97.37	82.90	81.22	92.69	72.09	68.41	1,104.55
40	Manatee	19.59	171.01	162.89	167.66	163.91	159.98	150.93	165.26	155.81	147.34	169.56	153.23	137.28	112.52	2,037.97
41	Manatee	886.19	4,586.06	4,506.92	4,551.39	5,143.38	4,794.99	4,831.77	4,876.80	4,750.54	4,978.57	4,705.86	4,660.23	4,247.92	3,968.48	61,507.90
42	Marion	623.92	3,982.98	4,016.12	4,085.54	4,611.65	4,297.17	4,441.41	4,636.38	4,404.92	4,446.81	4,204.08	3,927.34	4,151.52	3,670.49	55,399.33
43	Martin	375.68	1,345.07	1,349.83	1,353.35	1,442.87	1,363.96	1,381.00	1,409.66	1,410.44	1,533.20	1,368.76	1,485.77	1,563.06	1,162.92	18,545.53
44	Monroe	148.57	746.78	677.29	673.06	729.95	702.41	695.09	695.91	683.12	738.12	698.05	735.87	670.58	587.93	9,182.73
45	Nassau	181.61	1,092.98	1,059.30	1,060.71	1,089.35	1,041.59	1,093.79	1,192.89	1,106.24	1,086.77	1,068.62	1,068.55	981.41	946.31	14,024.12
46	Okaloosa	430.68	2,429.38	2,434.03	2,451.61	2,627.25	2,537.50	2,601.45	2,660.04	2,450.57	2,562.20	2,423.34	2,529.51	2,466.03	2,051.25	32,654.84
47	Okeechobee	62.75	498.80	474.38	452.34	518.73	523.69	562.08	507.11	470.46	451.93	425.29	417.11	413.59	369.06	6,147.32
48	Orange	2,789.31	16,477.22	15,951.74	16,757.95	17,996.37	17,865.66	17,667.44	17,432.38	18,342.53	17,332.82	17,551.90	17,936.96	17,052.87	15,821.94	229,119.14
49	Osceola	1,175.71	5,978.27	5,955.25	6,235.40	6,628.33	6,628.33	6,628.99	7,063.37	6,937.19	7,036.37	6,893.77	6,964.63	6,548.45	6,096.00	86,762.59
50	Palm Beach	3,587.77	15,376.16	14,670.16	15,301.88	16,516.68	16,209.59	16,461.62	16,098.66	16,467.54	16,475.25	15,997.58	16,100.62	16,459.37	15,401.06	211,123.94
51	Pasco	1,356.28	7,245.05	6,842.17	6,856.51	7,275.83	7,375.61	7,577.24	7,973.46	7,735.53	7,978.56	7,717.59	7,417.56	6,361.40	5,630.70	96,930.70
52	Pinellas	1,571.41	6,601.03	6,538.48	6,624.30	7,135.24	7,173.96	7,358.44	7,531.25	7,457.59	7,394.15	7,430.91	7,343.68	7,203.12	6,797.53	94,161.09
53	Polk	1,932.40	10,209.40	10,060.21	9,915.85	11,128.76	10,434.54	10,684.99	10,896.99	10,543.45	10,490.34	10,223.62	10,449.00	9,841.24	9,474.29	136,285.08
54	Putnam	134.10	824.61	842.61	849.34	878.38	852.18	862.08	884.22	821.40	773.01	788.05	716.68	661.23	623.88	10,511.77
55	St. Johns	810.90	4,046.06	3,930.72	4,054.23	4,371.67	4,579.29	4,673.36	4,966.83	4,822.60	5,074.15	4,844.49	4,977.98	4,492.25	3,753.95	59,398.48
56	St. Lucie	1,064.41	4,510.07	4,179.76	4,217.25	4,812.51	4,479.47	4,439.62	4,547.16	4,266.27	4,420.78	4,210.66	4,503.59	4,636.85	3,555.25	57,843.65
57	Santa Rosa	406.26	2,255.09	2,314.11	2,249.68	2,357.70	2,344.94	2,429.83	2,554.91	2,547.44	2,412.97	2,528.76	2,644.43	2,321.09	2,112.42	31,719.63
58	Sarasota	693.08	3,997.24	3,414.11	3,469.11	3,805.83	3,779.74	3,883.92	3,992.07	3,880.64	4,140.65	3,829.40	3,830.44	3,815.53	3,397.31	49,320.07
59	Seminole	1,034.40	4,936.38	4,714.98	5,025.63	5,243.41	5,236.00	5,381.52	5,706.02	5,361.48	5,694.73	5,942.87	5,629.54	5,401.76	4,670.46	69,989.18
60	Sumter	127.31	1,004.53	1,052.47	917.73	884.21	884.22	946.57	980.89	963.68	874.64	925.36	795.18	710.77	659.23	11,726.79

FTE  
FY2028-29 Forecast by Program

Dist	District	Prog 101	Prog 102	Prog 103	Prog 111	Prog 112	Prog 113	Prog 130	Prog 254	Prog 255	Prog 300	Total
1	Alachua	7,227.03	8,022.76	6,476.11	2,885.66	3,730.60	1,787.28	798.39	71.12	47.32	470.29	31,516.56
2	Baker	1,155.32	1,309.23	726.58	346.28	367.67	239.97	11.05	28.87	12.64	266.41	4,464.02
3	Bay	6,525.94	8,086.27	5,716.25	2,333.20	2,262.07	1,338.95	1,278.97	878.82	162.09	637.75	29,220.31
4	Bradford	808.93	857.98	523.06	273.33	361.88	259.98	21.93	20.46	6.30	78.61	3,212.46
5	Brevard	17,034.04	21,660.67	14,984.30	7,515.65	10,408.22	6,404.26	2,017.34	917.68	221.56	1,452.90	82,616.62
6	Broward	49,725.24	71,702.61	57,520.33	23,793.48	26,074.44	17,649.47	20,852.31	2,304.07	609.71	5,577.63	275,809.29
7	Calhoun	420.97	526.77	347.94	175.52	170.56	103.80	12.41	37.65	0.96	70.08	1,866.66
8	Charlotte	3,619.59	5,147.71	4,470.01	1,526.44	1,997.32	1,179.31	562.73	165.31	42.04	313.27	19,023.73
9	Citrus	3,741.30	4,813.91	3,529.16	1,270.16	1,701.80	720.96	90.39	147.03	15.91	458.15	16,488.77
10	Clay	8,097.46	11,090.81	8,091.15	3,671.93	5,009.96	2,911.17	1,215.79	494.42	99.99	1,024.67	41,707.35
11	Collier	8,770.70	13,829.67	10,026.09	2,971.92	4,964.85	3,638.48	5,760.41	773.01	131.42	850.67	51,717.22
12	Columbia	2,585.07	3,242.81	1,644.39	773.38	821.97	535.80	89.82	57.93	1.98	391.92	10,145.07
13	Dade	60,971.55	89,152.35	75,889.20	35,272.70	43,609.25	28,699.31	42,659.93	3,704.34	478.23	7,302.33	387,739.19
14	De Soto	952.06	1,328.27	821.24	342.07	309.77	206.61	320.65	6.49	4.83	115.69	4,407.68
15	Dixie	624.60	801.95	461.39	192.05	139.23	117.53	20.84	13.81	0.85	100.82	2,473.07
16	Duval	35,107.91	42,813.41	29,687.66	11,346.22	16,274.47	10,937.14	8,503.97	1,514.97	218.45	1,722.69	158,126.89
17	Escambia	9,925.70	12,049.81	7,262.83	2,929.59	3,827.56	2,781.99	713.39	208.58	81.90	1,141.90	40,923.25
18	Flagler	3,483.96	4,626.01	3,124.40	1,118.26	1,577.90	1,114.87	501.98	135.29	40.57	420.78	16,144.02
19	Franklin	293.02	345.28	138.69	122.05	166.87	70.09	15.55	14.02	3.29	41.41	1,210.27
20	Gadsden	1,407.89	1,519.58	1,005.54	325.79	412.31	220.74	13.66	41.94	13.96	72.84	5,034.25
21	Gilchrist	636.24	833.49	526.04	256.67	327.67	184.82	68.29	73.57	7.29	122.58	3,036.66
22	Glades	449.04	663.84	300.15	136.18	224.21	91.51	73.71	13.61	3.27	22.96	1,978.48
23	Gulf	328.16	452.41	371.45	166.85	179.19	136.92	18.27	34.31	4.97	36.09	1,728.62
24	Hamilton	484.42	530.18	342.79	101.75	105.88	64.32	66.05	15.31	1.78	54.63	1,767.11
25	Hardee	929.14	1,194.88	761.20	294.85	298.13	165.12	175.48	18.22	6.75	149.68	3,993.45
26	Hendry	3,125.85	4,704.22	3,649.36	702.04	1,147.80	813.78	857.10	46.29	17.29	604.57	15,668.30
27	Hernando	5,837.80	7,982.39	5,463.98	2,248.71	2,459.24	1,637.58	645.05	385.81	79.79	668.38	27,408.73
28	Highlands	2,922.97	3,843.92	2,352.72	1,006.96	1,280.89	790.85	365.24	56.47	13.88	346.13	12,980.03
29	Hillsborough	48,079.46	64,005.20	48,908.08	15,240.19	22,361.67	11,649.22	17,795.31	2,338.10	485.69	5,459.76	236,322.68
30	Holmes	652.91	787.67	532.67	195.61	222.26	148.02	2.49	2.98	1.32	72.51	2,618.44
31	Indian River	4,019.90	5,061.57	3,411.98	1,412.06	1,863.00	1,182.88	647.08	255.77	42.93	349.85	18,247.02
32	Jackson	1,407.21	1,876.83	1,065.23	515.53	537.51	234.42	70.48	81.40	9.27	190.57	5,988.45
33	Jefferson	295.61	339.94	191.12	124.37	133.76	79.35	23.30	4.85	2.25	20.52	1,215.07
34	Lafayette	246.68	360.57	185.38	108.25	110.99	82.40	20.08	2.23	-	68.43	1,185.01
35	Lake	12,582.95	16,003.97	10,360.80	4,300.24	5,518.06	3,601.83	1,926.55	399.05	55.13	1,337.00	56,085.58
36	Lee	23,338.88	31,897.64	23,991.77	5,726.78	7,824.70	5,956.64	14,169.89	2,002.99	218.10	2,496.96	117,624.35
37	Leon	7,884.81	9,847.84	6,777.58	3,175.43	3,520.51	2,035.94	831.57	143.45	21.43	477.88	34,716.44
38	Levy	1,449.63	1,789.05	927.38	633.14	680.80	437.63	134.69	45.34	6.85	175.02	6,279.53
39	Liberty	197.08	324.76	178.96	114.82	98.47	49.32	8.53	41.83	14.45	45.52	1,073.74
40	Madison	503.79	593.92	371.28	179.19	175.11	85.53	180.19	2.35	0.95	78.22	1,999.14
41	Manatee	12,419.33	17,357.36	12,415.89	4,937.76	5,926.69	3,753.51	5,083.08	245.14	129.17	1,320.99	63,588.92
42	Marion	11,938.32	16,676.84	10,944.33	4,090.16	5,190.84	3,443.39	1,824.78	910.07	107.49	1,481.11	56,607.33
43	Martin	3,355.37	4,545.08	4,033.88	1,813.83	2,130.62	857.34	1,131.82	87.53	108.90	572.21	18,636.58
44	Monroe	1,644.96	2,164.21	1,581.67	785.93	972.96	625.90	1,092.30	66.78	18.92	226.70	9,180.33
45	Nassau	3,434.30	4,141.12	2,736.18	1,062.56	1,247.64	806.07	81.37	129.37	12.17	462.52	14,113.30
46	Okaloosa	7,086.34	9,148.73	6,532.09	2,500.62	2,956.53	1,936.40	1,088.88	292.67	113.15	688.81	32,344.22
47	Okeechobee	1,294.53	1,501.39	906.15	504.84	882.44	508.71	324.85	2.79	4.34	158.71	6,088.75
48	Orange	44,673.74	61,826.22	48,771.99	11,439.79	18,942.35	13,262.60	21,253.07	5,575.53	709.21	3,780.85	230,235.35
49	Osceola	16,324.76	24,883.17	18,601.05	5,012.28	6,648.75	4,791.66	9,204.06	1,027.33	190.04	1,758.39	88,441.49
50	Palm Beach	36,954.97	54,314.93	45,198.66	17,664.30	21,128.97	11,523.59	20,797.82	1,157.82	554.10	3,963.14	213,258.30
51	Pasco	21,649.83	27,046.93	21,016.05	6,373.75	9,879.67	5,675.35	3,283.09	2,113.43	291.25	1,867.09	99,196.44
52	Pinellas	18,190.07	24,171.34	20,164.32	7,676.52	10,774.56	5,023.38	3,103.67	1,213.74	205.80	2,462.25	92,985.65
53	Polk	28,567.35	37,387.03	26,304.76	9,869.53	13,414.35	9,246.64	8,970.37	915.95	1,082.81	3,186.00	138,944.79
54	Putnam	2,404.72	2,958.95	1,563.25	846.13	1,116.24	872.78	343.99	14.50	7.16	303.17	10,430.89
55	St. Johns	12,741.70	16,638.63	12,233.73	4,292.40	7,170.12	4,948.16	859.54	838.75	234.02	1,153.36	61,110.41
56	St. Lucie	12,558.05	16,738.80	12,012.79	4,997.19	4,754.34	3,137.72	3,966.16	151.30	39.78	1,333.35	59,689.48
57	Santa Rosa	6,983.35	9,353.38	6,935.73	2,075.29	2,716.86	1,897.64	280.08	690.40	74.71	547.42	31,554.86
58	Sarasota	9,285.15	12,680.03	10,277.97	3,692.13	5,741.15	3,113.18	3,024.56	869.19	141.85	915.71	49,740.92
59	Seminole	14,075.35	17,933.93	13,715.17	5,638.82	8,227.65	6,048.42	1,953.99	452.32	106.86	1,462.24	69,614.75
60	Sumter	2,840.68	3,384.34	1,959.30	1,125.89	1,287.55	784.83	421.34	158.13	24.92	412.37	12,399.35
61	Suwannee	1,438.96	2,098.74	1,386.01	452.91	602.03	400.76	163.98	2.70	1.50	201.20	6,748.79
62	Taylor	782.98	783.71	396.11	209.73	215.24	107.70	1.06	12.50	2.10	41.24	2,552.37
63	Union	416.81	631.61	292.92	137.83	241.73	125.87	-	5.66	1.93	112.69	1,967.05
64	Volusia	14,846.81	18,195.99	11,883.64	5,369.44	7,392.16	4,795.15	1,770.92	1,021.25	50.21	1,903.13	67,228.70
65	Wakulla	1,207.86	1,596.58	961.03	620.50	572.88	329.00	21.45	61.34	6.56	158.54	5,535.74
66	Walton	2,539.33	3,795.33	2,605.87	1,193.41	1,352.38	794.12	554.60	23.76	11.92	354.72	13,225.44
67	Washington	847.28	1,039.39	570.40	286.84	316.94	201.57	9.70	53.55	8.16	79.75	3,413.58
68		-	-	-	-	-	-	-	-	-	-	-
69	FAMU	176.26	178.42	123.92	7.00	14.35	9.00	4.85	-	-	12.52	526.32
70	FAU PB	226.87	369.21	660.72	27.62	39.59	4.00	1.60	-	-	-	1,329.61
71	FAU STL	-	-	-	-	-	-	-	-	-	-	-
72	FSU Brow	342.54	170.74	-	78.29	93.53	-	39.49	-	-	-	724.59
73	FSU Leon	383.45	616.09	456.24	48.05	121.60	81.04	10.20	-	-	93.28	1,809.95
74	UF	215.00	455.99	387.46	23.14	154.12	62.26	-	-	-	86.42	1,384.39
75	FLVS	3,233.65	11,183.83	32,345.99	102.24	478.40	654.45	44.48	-	-	1,368.25	49,411.29
76	FSU Bay	-	-	303.73	-	-	22.14	-	-	-	36.71	362.58
77	TSC	-	25.00	331.97	-	-	31.16	0.50	-	-	-	388.63
99	Florida	632,931.48	862,015.19	673,727.21	240,782.02	315,963.78	200,221.28	214,074.67	35,599.69	7,426.42	67,792.91	3,250,534.65

FTE  
FY2028-29 Forecast by Grade

Dist	District	PK	KG	G1	G2	G3	G4	G5	G6	G7	G8	G9	G10	G11	G12	Total
1	Alachua	468.59	2,351.52	2,515.96	2,370.16	2,770.04	2,480.43	2,530.63	2,402.77	2,419.01	2,245.70	2,423.09	2,181.72	2,182.91	2,174.03	31,516.56
2	Baker	60.94	389.98	357.84	356.68	366.55	341.60	338.80	345.93	350.46	345.92	314.28	300.38	277.98	4,464.02	
3	Bay	345.69	2,443.76	2,429.50	2,353.30	2,384.25	2,270.56	2,197.52	2,221.80	2,214.40	2,171.00	2,269.17	2,045.63	1,900.57	1,973.16	29,270.31
4	Bradford	38.21	314.79	282.90	241.37	227.37	266.26	246.65	217.97	250.65	232.54	258.04	207.53	168.77	3,212.46	
5	Brevard	1,300.77	5,989.83	6,196.96	5,935.52	6,500.07	6,510.25	6,686.73	6,623.31	6,879.19	6,469.91	6,223.31	6,189.62	5,772.87	5,338.28	82,616.62
6	Broward	6,870.51	19,320.97	20,197.43	19,161.94	20,148.46	20,584.86	20,610.61	21,133.28	21,467.84	20,840.99	21,422.56	20,487.93	20,750.66	22,811.25	275,809.29
7	Calhoun	46.50	122.60	150.32	151.47	150.05	135.43	152.58	133.64	156.37	139.60	136.36	150.15	129.02	112.57	1,866.66
8	Charlotte	240.31	1,190.08	1,338.56	1,301.47	1,408.64	1,454.59	1,447.83	1,522.60	1,523.85	1,471.92	1,664.77	1,508.03	1,535.64	1,425.44	19,023.73
9	Citrus	200.80	1,166.93	1,202.71	1,161.88	1,350.59	1,262.71	1,363.46	1,355.45	1,333.53	1,283.78	1,343.75	1,134.37	1,182.29	1,146.52	16,488.77
10	Clay	629.46	2,932.49	2,981.28	2,964.83	3,024.07	3,231.44	3,260.97	3,486.36	3,367.73	3,411.84	3,425.93	3,188.43	3,024.44	2,778.08	41,707.35
11	Collier	531.76	3,732.71	3,800.67	3,525.44	3,789.96	3,874.01	4,050.52	4,103.11	4,350.94	4,254.84	4,191.11	4,035.70	4,013.97	3,462.48	51,717.22
12	Columbia	107.36	853.44	805.15	816.72	853.23	808.84	818.90	859.61	855.98	773.82	743.97	696.99	602.37	548.69	10,145.07
13	Dade	8,801.73	27,265.60	27,979.61	26,309.91	28,725.62	28,994.75	29,045.48	29,390.01	30,346.49	29,292.13	30,783.54	29,649.74	29,861.88	30,852.70	387,739.19
14	De Soto	54.37	351.60	383.33	342.78	374.42	360.11	330.04	377.01	333.31	325.45	377.60	254.64	260.45	282.57	4,407.68
15	Dixie	39.56	184.24	214.54	208.28	187.76	171.42	171.65	197.58	202.90	206.74	215.86	196.67	186.53	89.34	2,473.07
16	Duval	2,042.57	11,959.06	12,178.35	12,054.91	12,972.64	12,694.73	12,753.86	12,994.71	12,792.42	11,234.54	12,157.13	12,102.11	10,522.45	9,667.41	158,126.89
17	Escambia	442.96	3,094.99	3,208.43	3,160.10	3,378.73	3,312.58	3,231.83	3,311.23	3,222.22	3,149.04	3,241.44	2,750.00	2,757.22	2,662.48	40,923.25
18	Flagler	182.10	1,086.86	1,243.62	1,160.46	1,254.12	1,255.02	1,288.37	1,236.22	1,302.89	1,344.96	1,266.17	1,208.59	1,168.55	1,146.09	16,144.02
19	Franklin	18.10	95.65	100.24	110.94	107.65	116.80	105.68	106.70	100.11	94.52	87.63	72.10	48.93	49.22	1,210.27
20	Gadsden	67.94	412.25	414.44	433.79	422.59	420.52	409.43	381.29	373.00	369.52	346.91	326.34	322.52	333.71	5,034.25
21	Gilchrist	25.62	260.82	251.21	226.00	219.17	248.98	221.83	248.82	247.35	227.13	238.90	211.80	194.49	214.54	3,036.66
22	Glades	17.12	158.04	155.30	139.72	167.91	183.14	199.91	175.22	172.29	185.79	106.01	104.74	104.13	109.16	1,978.48
23	Gulf	35.39	116.57	111.96	105.69	144.83	123.36	119.28	132.19	141.30	141.02	162.94	138.25	132.07	123.77	1,728.62
24	Hamilton	7.17	136.67	187.44	157.45	156.34	136.85	124.80	126.24	144.43	124.37	118.67	93.36	130.38	122.94	1,767.11
25	Hardee	54.44	258.43	324.99	300.23	315.20	292.19	281.14	337.98	329.03	309.03	322.85	271.71	248.72	237.51	3,992.45
26	Hendry	239.03	961.53	1,029.09	937.97	1,121.50	1,072.81	1,149.94	1,213.27	1,363.25	1,352.70	1,414.53	1,437.67	1,265.22	1,109.79	15,688.30
27	Hernando	512.53	2,064.14	1,973.72	1,967.33	2,143.88	2,015.54	2,148.57	2,172.86	2,260.94	2,153.29	2,064.58	2,119.97	1,940.07	1,871.31	27,408.73
28	Highlands	111.77	1,093.59	1,069.26	943.75	967.46	975.58	1,067.97	1,114.77	1,046.15	1,053.81	868.02	817.64	824.05	12,980.03	
29	Hillsborough	4,098.08	17,007.85	17,618.62	17,149.15	18,016.04	17,922.83	18,420.92	18,754.80	18,690.36	18,847.47	18,888.76	17,932.12	16,481.27	16,494.41	236,322.68
30	Holmes	16.57	196.95	220.42	218.79	199.46	188.76	201.59	214.88	204.42	201.54	178.70	189.73	170.46	2,618.44	
31	Indian River	255.19	1,429.80	1,461.09	1,414.73	1,429.99	1,424.77	1,431.92	1,429.75	1,463.36	1,420.83	1,423.62	1,175.76	1,216.32	1,269.89	18,247.02
32	Jackson	65.25	504.78	510.28	438.53	465.39	477.57	528.88	508.09	527.40	442.11	416.63	348.70	378.23	376.61	5,988.45
33	Jefferson	15.71	103.82	99.40	110.76	112.35	90.55	101.26	109.23	82.86	96.64	89.07	71.63	66.80	64.99	1,215.07
34	Lafayette	18.34	100.89	87.22	77.35	84.29	109.10	96.60	96.67	93.55	78.84	98.65	90.39	80.42	69.70	1,185.01
35	Lake	821.80	4,426.37	4,331.39	4,142.31	4,253.11	4,356.99	4,506.08	4,501.26	4,594.39	4,381.07	4,293.24	4,194.12	3,875.15	3,408.30	56,085.58
36	Lee	1,299.94	8,933.28	9,186.82	8,786.66	9,553.30	8,976.75	8,950.77	9,101.93	9,067.63	8,645.89	8,575.06	8,394.83	8,434.49	8,717.00	117,624.35
37	Leon	606.29	2,554.98	2,763.64	2,716.65	2,847.51	2,715.77	2,727.53	2,841.49	2,878.11	2,564.36	2,677.30	2,443.01	2,356.72	2,028.08	34,716.44
38	Levy	108.45	573.63	504.46	524.65	487.52	486.55	476.07	517.74	502.50	533.61	454.61	413.16	352.21	325.21	6,279.53
39	Liberty	22.36	85.95	83.88	54.16	82.25	87.53	77.41	82.10	121.40	79.76	89.37	77.35	79.70	50.52	1,073.74
40	Madison	20.11	177.75	154.93	152.39	185.11	160.80	150.37	154.48	188.12	157.14	142.85	145.90	127.05	122.84	1,999.14
41	Manatee	915.66	4,568.41	4,883.36	4,720.47	5,166.57	4,982.70	4,961.89	4,992.51	5,076.39	4,942.49	5,051.85	4,821.78	4,397.91	4,098.93	63,988.92
42	Marion	633.72	3,974.75	4,131.59	4,165.89	4,621.60	4,404.37	4,442.08	4,628.20	4,771.07	4,462.82	4,482.49	4,119.78	3,814.23	3,954.74	56,607.33
43	Martin	380.39	1,298.99	1,403.99	1,394.27	1,491.83	1,405.06	1,399.13	1,405.75	1,428.05	1,406.35	1,626.65	1,352.50	1,378.25	1,245.77	18,636.58
44	Monroe	150.93	688.28	738.54	671.20	702.88	692.10	709.11	707.91	697.03	694.03	741.24	688.37	690.49	608.22	9,180.33
45	Nassau	182.80	1,094.23	1,119.57	1,065.37	1,115.90	1,055.78	1,076.29	1,109.07	1,172.70	1,062.57	1,059.75	1,036.80	991.67	970.80	14,113.30
46	Okealoosa	436.40	2,367.34	2,410.70	2,494.24	2,577.33	2,489.78	2,527.75	2,645.05	2,537.16	2,398.43	2,599.29	2,365.61	2,339.44	2,155.70	32,344.22
47	Okeechobee	62.91	484.78	504.96	461.73	497.42	488.02	533.60	504.00	490.13	410.14	488.40	371.00	377.29	368.07	6,088.75
48	Orange	2,804.78	16,317.05	17,050.95	16,289.39	17,946.02	17,601.69	18,116.58	17,747.64	18,028.68	17,621.67	18,330.10	17,245.02	17,221.07	17,914.71	230,235.35
49	Osceola	1,193.12	6,078.39	6,304.99	6,368.04	6,622.37	6,768.94	6,901.47	7,026.76	7,091.55	7,169.49	7,186.49	6,823.20	6,623.11	6,283.57	88,441.49
50	Palm Beach	3,600.58	15,510.14	15,838.28	15,044.47	16,382.39	16,048.81	16,483.28	16,821.25	16,219.19	15,662.12	16,809.39	15,993.79	15,772.39	16,172.22	213,258.30
51	Pasco	1,382.75	7,438.73	7,440.28	7,088.85	7,330.57	7,361.55	7,481.18	8,104.03	8,045.00	7,875.08	8,205.75	7,570.06	6,978.92	6,893.69	99,196.44
52	Pinellas	1,570.97	6,376.88	6,741.96	6,463.33	6,914.98	7,028.67	7,231.69	7,399.51	7,414.95	7,262.68	7,600.43	7,233.70	6,958.99	6,786.91	92,985.65
53	Polk	1,959.23	10,608.42	10,602.50	10,185.72	11,021.10	10,646.56	10,808.57	11,173.02	10,855.81	10,685.93	11,046.34	9,918.41	9,576.63	9,856.55	138,944.79
54	Putnam	135.19	799.61	836.40	842.85	885.49	845.97	824.14	872.94	869.54	762.75	783.15	737.08	647.35	588.43	10,430.89
55	St. Johns	829.80	4,169.80	4,295.64	4,163.57	4,442.06	4,549.63	4,852.79	4,898.62	5,116.45	5,025.46	5,211.40	4,838.21	4,772.63	3,944.35	61,110.41
56	St. Lucie	1														

FTE  
FY2029-30 Forecast by Program

Dist	District	Prog 101	Prog 102	Prog 103	Prog 111	Prog 112	Prog 113	Prog 130	Prog 254	Prog 255	Prog 300	Total
1	Alachua	7,144.78	7,915.99	6,226.63	2,862.08	3,961.55	1,792.61	779.42	73.00	52.57	449.54	31,258.17
2	Baker	1,157.07	1,280.38	708.54	346.74	384.73	240.60	11.05	30.66	12.86	259.36	4,431.99
3	Bay	6,697.08	8,080.93	5,668.21	2,383.26	2,364.97	1,349.61	1,293.53	901.73	163.71	629.43	29,532.46
4	Bradford	823.96	831.47	517.65	276.09	377.10	265.00	21.65	20.20	6.81	76.96	3,216.89
5	Brevard	17,266.75	21,320.60	14,844.05	7,589.55	11,023.89	6,505.61	2,006.98	958.96	237.14	1,435.03	83,188.56
6	Broward	49,498.92	70,035.36	56,412.84	23,773.74	27,054.94	17,697.26	20,432.33	2,341.66	619.36	5,433.53	273,299.94
7	Calhoun	416.00	524.88	346.39	170.28	177.62	104.71	11.68	39.72	0.97	70.03	1,862.28
8	Charlotte	3,723.06	5,121.95	4,538.80	1,540.90	2,086.97	1,209.10	565.95	172.18	43.96	318.82	19,321.69
9	Citrus	3,701.31	4,757.10	3,473.36	1,263.33	1,779.78	731.98	88.61	148.67	17.63	446.06	16,407.83
10	Clay	8,219.37	10,992.35	8,151.43	3,732.54	5,159.20	2,977.38	1,223.63	510.73	102.91	1,031.51	42,101.05
11	Collier	9,002.26	13,691.33	10,114.37	3,034.43	5,091.65	3,714.84	5,841.02	791.28	133.90	859.33	52,274.41
12	Columbia	2,566.08	3,179.50	1,637.05	769.25	874.15	551.56	88.50	59.09	2.48	384.77	10,112.43
13	Dade	61,031.94	87,714.53	75,057.57	35,377.24	45,155.81	28,903.48	42,098.32	3,803.22	499.02	7,176.04	386,817.17
14	De Soto	960.99	1,301.63	765.58	344.21	326.74	200.03	318.16	7.01	4.99	104.75	4,334.09
15	Dixie	631.36	763.38	476.47	191.05	142.05	119.85	20.26	14.82	0.71	96.34	2,456.29
16	Duval	35,225.74	42,869.69	29,607.70	11,353.67	17,180.95	11,157.94	8,473.22	1,560.88	228.71	1,721.16	159,379.66
17	Escambia	9,899.59	11,902.14	7,154.16	2,916.72	3,967.74	2,784.21	703.38	208.84	83.90	1,116.60	40,737.28
18	Flagler	3,593.16	4,599.47	3,172.06	1,142.72	1,687.16	1,152.27	512.60	139.55	41.79	427.83	16,468.61
19	Franklin	280.81	360.35	143.64	120.44	178.14	73.88	15.02	14.45	3.22	42.77	1,232.72
20	Gadsden	1,394.73	1,513.09	966.60	323.84	449.43	218.38	13.11	42.42	14.11	70.22	5,005.93
21	Gilchrist	649.83	817.44	509.47	261.10	344.26	186.80	68.85	73.87	7.72	115.31	3,034.65
22	Glades	434.10	666.26	298.07	132.88	234.35	93.33	71.60	13.94	3.08	22.94	1,970.55
23	Gulf	322.90	452.22	359.16	161.97	182.96	130.75	18.30	35.57	5.39	34.55	1,703.77
24	Hamilton	480.56	538.66	316.78	99.62	115.63	65.53	65.61	15.88	1.93	49.99	1,750.19
25	Hardee	918.27	1,117.97	744.42	294.50	308.36	164.17	172.72	18.46	7.49	144.63	3,890.99
26	Hendry	3,183.38	4,723.51	3,649.83	712.15	1,172.26	815.53	872.54	48.97	17.46	600.89	15,796.52
27	Hernando	5,985.21	7,873.11	5,411.92	2,287.28	2,640.77	1,669.18	649.47	399.06	84.82	649.30	27,650.12
28	Highlands	2,974.69	3,749.32	2,335.90	1,021.36	1,318.23	799.45	365.73	57.43	14.04	342.00	12,978.15
29	Hillsborough	48,377.31	62,958.40	48,115.99	15,321.20	23,029.23	11,701.58	17,647.72	2,375.27	503.69	5,300.88	235,331.27
30	Holmes	641.25	746.36	510.68	192.72	222.07	147.82	2.40	2.98	1.32	69.22	2,536.82
31	Indian River	4,039.17	4,996.98	3,330.34	1,420.79	1,952.48	1,187.65	642.80	259.74	44.88	343.72	18,218.55
32	Jackson	1,447.51	1,840.99	1,069.11	523.39	551.53	238.61	72.48	83.68	10.43	191.02	6,028.75
33	Jefferson	299.59	334.60	194.69	126.02	148.27	84.33	23.54	5.61	2.25	21.36	1,240.26
34	Lafayette	240.77	362.29	186.65	107.73	115.50	83.41	19.81	1.95	-	67.61	1,185.72
35	Lake	12,990.04	15,829.39	10,430.61	4,400.47	5,922.08	3,723.79	1,954.61	421.31	58.37	1,347.62	57,078.29
36	Lee	24,254.40	32,727.44	23,973.55	5,884.48	8,419.35	6,040.21	14,606.35	2,068.88	224.22	2,456.72	120,655.60
37	Leon	7,793.80	9,794.05	6,677.14	3,155.27	3,728.00	2,058.43	820.00	144.78	22.59	469.00	34,663.06
38	Levy	1,458.11	1,760.87	943.99	635.96	714.05	453.36	136.90	45.75	7.13	177.95	6,334.07
39	Liberty	193.14	309.24	176.73	114.22	100.06	49.49	8.77	42.20	15.62	45.65	1,055.12
40	Madison	510.34	584.98	348.12	177.58	185.42	80.59	2.48	8.41	0.78	72.40	1,971.10
41	Manatee	13,051.62	17,707.23	12,759.33	5,104.26	6,344.68	3,919.51	5,282.43	261.69	136.49	1,354.11	65,921.35
42	Marion	12,156.63	16,842.65	11,005.06	4,143.56	5,569.16	3,508.71	1,854.98	927.06	108.64	1,466.33	57,582.78
43	Martin	3,438.88	4,521.30	3,906.92	1,844.18	2,280.60	855.30	1,149.47	90.27	110.85	555.00	18,752.77
44	Monroe	1,673.59	2,144.54	1,558.08	794.67	999.38	621.56	1,094.85	68.04	19.13	223.49	9,197.33
45	Nassau	3,483.60	4,100.76	2,677.54	1,075.78	1,327.46	813.42	81.91	132.61	12.73	453.96	14,159.77
46	Okaloosa	7,094.66	8,910.52	6,314.37	2,498.32	3,095.07	1,908.15	1,072.27	295.82	114.59	663.93	31,967.70
47	Okeechobee	1,315.55	1,472.75	865.68	510.88	891.21	494.47	321.42	2.74	4.47	150.18	6,029.35
48	Orange	44,761.80	61,369.41	47,951.36	11,457.41	19,866.37	13,317.66	21,089.43	5,678.03	723.94	3,702.32	229,917.73
49	Osceola	16,766.26	24,930.01	18,745.61	5,112.46	7,110.13	4,925.57	9,338.08	1,067.66	201.05	1,771.85	89,968.68
50	Palm Beach	37,246.01	53,724.37	45,003.36	17,849.48	22,038.86	11,741.71	20,760.20	1,172.12	560.73	3,931.84	214,028.68
51	Pasco	22,726.00	26,886.73	21,136.31	6,583.56	10,388.57	5,812.87	3,357.93	2,199.51	308.25	1,852.79	101,252.52
52	Pinellas	17,971.14	23,277.97	19,787.97	7,605.85	11,066.46	5,095.97	3,004.24	1,223.73	208.09	2,393.26	91,634.68
53	Polk	29,556.20	37,344.05	26,253.23	10,107.05	14,306.69	9,406.75	9,145.99	951.08	1,111.82	3,176.61	141,359.47
54	Putnam	2,390.85	2,926.80	1,551.51	839.31	1,141.91	875.59	341.08	14.62	8.12	299.46	10,389.25
55	St. Johns	13,215.85	16,667.83	12,434.11	4,437.06	7,546.13	5,095.12	879.07	888.47	249.23	1,171.40	62,584.27
56	St. Lucie	13,138.69	17,060.00	11,869.36	5,144.97	5,169.81	3,162.57	4,074.24	160.74	45.80	1,312.17	61,138.35
57	Santa Rosa	7,119.80	9,204.89	6,930.76	2,104.01	2,826.08	1,934.32	281.14	701.66	79.04	552.30	31,734.00
58	Sarasota	9,565.93	12,625.27	10,138.03	3,777.36	5,930.01	3,123.11	3,060.05	889.13	143.59	903.04	50,155.52
59	Seminole	13,964.78	17,409.23	13,403.44	5,609.00	8,625.21	6,050.91	1,905.35	473.57	113.76	1,413.47	68,968.72
60	Sumter	3,000.68	3,512.95	2,061.06	1,188.42	1,377.95	831.46	442.64	170.53	26.81	435.57	13,048.07
61	Suwannee	1,461.81	2,077.90	1,382.54	456.78	634.95	406.97	163.79	2.90	1.75	198.59	6,787.98
62	Taylor	767.33	755.76	379.84	207.57	220.69	105.64	1.01	12.44	2.06	37.69	2,490.03
63	Union	416.98	582.43	299.42	137.73	232.89	131.73	-	5.38	1.92	113.90	1,922.38
64	Volusia	15,003.66	17,961.55	11,531.62	5,415.92	7,707.74	4,750.85	1,759.49	1,042.66	52.08	1,828.25	67,053.82
65	Wakulla	1,239.57	1,533.82	997.44	633.28	579.26	348.02	21.91	63.66	7.13	165.01	5,589.10
66	Walton	2,676.14	3,763.43	2,736.28	1,234.55	1,430.87	839.53	574.01	25.30	12.78	372.62	13,665.51
67	Washington	826.70	1,043.92	581.26	283.63	331.64	206.98	9.40	53.76	7.65	81.26	3,426.20
		-	-	-	-	-	-	-	-	-	-	-
69	FAMU	176.26	178.42	123.92	7.00	14.35	9.00	4.85	-	-	12.52	526.32
70	FAU PB	226.87	369.21	660.72	27.62	39.59	4.00	1.60	-	-	-	1,329.61
71	FAU STL	-	-	-	-	-	-	-	-	-	-	-
72	FSU Brow	342.54	170.74	-	78.29	93.53	-	39.49	-	-	-	724.59
73	FSU Leon	383.45	616.09	456.24	48.05	121.60	81.04	10.20	-	-	93.28	1,809.95
74	FSU	215.00	455.99	387.46	23.14	154.12	62.26	-	-	-	86.42	1,384.39
75	FLVS	3,276.48	11,037.93	31,998.91	103.78	470.79	646.81	44.16	-	-	1,343.12	48,921.98
76	FSU Bay	-	-	303.73	-	-	22.14	-	-	-	36.71	362.58
77	TSC	-	25.00	331.97	-	-	31.16	0.50	-	-	-	388.63
99	Florida	641,080.64	854,151.65	668,090.69	242,987.70	330,763.19	202,665.17	213,908.28	36,537.99	7,676.46	66,825.29	3,264,687.06

FTE  
FY2029-30 Forecast by Grade

Dist	District	PK	KG	G1	G2	G3	G4	G5	G6	G7	G8	G9	G10	G11	G12	Total
1	Alachua	476.47	2,323.41	2,438.46	2,509.59	2,617.30	2,589.87	2,530.80	2,454.40	2,343.57	2,285.36	2,329.65	2,255.41	2,011.56	2,092.32	31,258.17
2	Baker	61.90	382.85	373.93	370.09	345.49	360.75	319.34	329.40	324.05	349.60	343.02	312.47	279.32	279.47	4,431.99
3	Bay	347.87	2,503.12	2,426.99	2,423.00	2,502.90	2,316.39	2,194.41	2,250.48	2,196.86	2,230.51	2,172.49	2,209.57	1,866.29	1,891.58	29,532.46
4	Bradford	38.64	324.58	294.47	240.32	224.40	269.27	243.44	256.56	231.78	230.34	227.03	239.34	231.32	167.40	3,216.89
5	Brevard	1,320.51	6,050.69	6,252.59	6,226.56	6,936.22	6,469.45	6,719.69	6,836.02	6,785.87	6,657.51	6,449.99	6,145.70	5,647.00	5,230.76	83,188.56
6	Broward	6,988.05	19,008.65	19,824.36	20,237.97	19,302.82	20,081.22	20,343.10	20,987.58	21,022.98	21,331.58	20,983.66	21,264.06	19,858.25	22,065.66	273,299.94
7	Calhoun	44.33	143.17	124.43	150.40	147.75	143.19	136.69	148.17	140.48	156.12	130.71	139.22	141.69	115.93	1,862.28
8	Charlotte	238.19	1,351.53	1,275.31	1,349.19	1,387.14	1,452.20	1,469.99	1,492.36	1,562.93	1,511.37	1,691.47	1,608.65	1,450.52	1,480.84	19,321.69
9	Citrus	204.51	1,139.24	1,242.45	1,146.65	1,301.87	1,301.70	1,287.91	1,364.94	1,343.17	1,326.00	1,272.95	1,282.11	1,094.45	1,099.88	16,407.83
10	Clay	642.14	2,921.85	3,024.16	3,071.18	3,068.21	3,080.11	3,337.99	3,452.11	3,487.00	3,459.70	3,471.22	3,322.46	3,058.01	2,704.91	42,101.05
11	Collier	541.37	3,780.23	3,865.56	3,865.97	3,731.22	3,753.60	4,017.84	4,154.63	4,206.24	4,470.76	4,248.23	4,191.04	3,909.95	3,538.77	52,274.41
12	Columbia	108.37	841.13	806.97	811.05	844.59	833.02	800.80	828.19	835.90	809.36	751.79	686.93	631.83	522.50	10,112.43
13	Dade	8,930.64	26,655.36	27,990.37	28,079.42	27,519.56	28,359.57	29,138.02	29,557.25	30,033.89	30,245.67	30,409.83	30,709.48	28,962.44	30,225.67	386,817.17
14	De Soto	54.79	356.81	369.26	369.69	369.06	349.91	335.61	349.87	344.37	334.47	352.15	281.57	226.26	240.27	4,334.09
15	Dixie	38.83	206.35	185.12	203.18	206.14	179.70	175.69	165.24	211.30	181.83	184.43	209.77	163.99	144.72	2,456.29
16	Duval	2,065.75	12,118.79	12,160.62	12,207.07	12,783.56	12,648.16	12,895.67	12,815.67	13,065.74	12,024.06	12,041.64	12,306.21	10,255.25	9,991.47	159,379.66
17	Escambia	444.82	3,141.62	3,134.70	3,193.78	3,328.16	3,285.27	3,279.11	3,147.34	3,323.68	3,181.91	3,270.30	2,858.48	2,602.28	2,545.83	40,373.28
18	Flagler	185.88	1,169.54	1,169.13	1,319.08	1,230.15	1,282.22	1,303.47	1,345.24	1,243.42	1,336.14	1,371.01	1,255.92	1,133.20	1,124.21	16,468.61
19	Franklin	19.72	78.55	104.60	95.98	118.63	118.17	115.18	108.76	109.54	94.98	93.39	76.44	52.67	46.11	1,232.72
20	Gadsden	68.48	406.31	425.52	415.36	419.84	420.66	417.66	379.43	371.49	396.99	334.24	337.13	309.11	303.71	5,005.93
21	Gilchrist	26.25	267.34	245.81	248.48	215.86	241.18	224.02	243.33	237.46	248.32	248.01	209.72	199.49	179.38	3,034.65
22	Glades	18.80	127.48	153.86	165.94	152.30	174.19	188.94	201.74	177.26	185.73	93.89	121.80	104.44	104.18	1,970.55
23	Gulf	34.90	121.19	118.49	100.21	128.78	128.16	130.12	123.69	128.56	151.75	141.56	154.34	127.39	114.63	1,703.77
24	Hamilton	7.34	134.97	165.61	167.75	162.72	151.82	112.88	140.39	135.82	134.71	106.76	122.83	92.58	114.01	1,750.19
25	Hardee	55.83	236.04	232.42	309.97	306.23	299.81	274.23	304.33	295.64	306.52	302.20	302.18	221.19	242.40	3,890.99
26	Hendry	239.87	935.62	1,107.98	1,007.83	1,076.54	1,069.31	1,171.05	1,221.69	1,312.68	1,426.01	1,375.43	1,512.01	1,257.48	1,083.02	15,796.52
27	Hernando	515.00	2,139.88	2,070.45	2,046.14	2,089.11	2,118.52	2,103.08	2,174.20	2,232.80	2,204.14	2,174.01	2,029.23	2,012.17	1,741.39	27,650.12
28	Highlands	112.61	1,113.13	1,065.97	1,001.36	963.42	963.75	1,010.44	1,020.92	1,098.58	1,076.56	1,040.57	922.65	793.93	794.26	12,978.15
29	Hillsborough	4,156.03	17,206.55	17,364.35	17,639.77	17,950.78	17,506.20	18,225.18	18,558.33	18,313.26	19,565.83	18,315.42	18,402.95	16,827.69	15,298.93	235,331.27
30	Holmes	16.94	199.88	200.60	212.21	208.01	194.17	187.52	196.76	192.31	198.87	196.27	189.04	171.86	172.38	2,536.82
31	Indian River	259.78	1,406.58	1,469.29	1,458.73	1,427.39	1,445.25	1,410.52	1,483.26	1,373.87	1,484.46	1,438.66	1,261.70	1,125.51	1,173.55	18,218.55
32	Jackson	62.69	565.81	493.33	475.17	438.38	483.23	469.97	541.14	505.63	464.24	434.77	382.42	325.74	386.23	6,028.75
33	Jefferson	15.97	96.70	103.08	116.23	115.88	99.73	101.96	106.28	93.57	88.73	88.70	89.55	60.87	63.01	1,140.26
34	Lafayette	21.19	74.57	96.16	85.84	83.76	88.64	100.66	108.66	88.99	96.27	82.98	101.27	79.96	76.77	1,285.72
35	Lake	838.59	4,506.97	4,489.69	4,410.96	4,274.42	4,422.22	4,423.72	4,508.21	4,625.28	4,577.49	4,368.67	4,302.47	3,946.32	3,363.28	57,078.29
36	Lee	1,314.60	9,378.33	9,278.74	9,473.85	9,755.54	9,122.18	9,261.04	9,225.88	9,412.01	8,732.61	9,560.79	8,309.89	8,552.49	8,552.49	120,655.60
37	Leon	615.24	2,539.34	2,682.71	2,732.02	2,802.43	2,785.49	2,727.47	2,761.88	2,794.55	2,811.09	2,640.31	2,433.46	2,358.59	1,978.48	34,663.06
38	Levy	109.65	531.17	580.60	499.38	491.46	501.86	494.91	515.06	485.60	523.87	475.19	426.85	365.57	332.90	6,334.07
39	Liberty	22.73	85.03	85.70	66.97	63.61	79.67	84.04	81.80	92.96	98.39	86.45	84.35	66.69	56.73	1,055.12
40	Madison	19.31	202.38	158.41	142.54	172.58	183.62	148.06	154.28	135.89	152.54	147.25	121.85	120.77	113.62	1,971.10
41	Manatee	923.07	5,012.50	4,854.03	5,102.76	5,319.15	5,020.00	5,151.36	5,122.34	5,203.33	5,263.06	5,012.15	5,161.22	4,540.59	4,235.59	65,921.95
42	Marion	641.60	4,126.55	4,110.58	4,271.82	4,675.80	4,430.29	4,550.51	4,623.90	4,758.09	4,910.79	4,488.77	4,381.60	3,990.26	3,622.22	57,582.78
43	Martin	385.23	1,383.73	1,354.57	1,447.27	1,531.01	1,464.17	1,445.07	1,427.06	1,422.15	1,416.02	1,484.22	1,605.19	1,272.18	1,114.90	18,752.77
44	Monroe	151.39	743.04	681.20	729.24	697.45	663.32	702.05	720.55	707.77	707.34	692.83	730.23	645.00	625.92	9,197.33
45	Nassau	186.27	1,094.98	1,121.57	1,120.39	1,118.19	1,075.96	1,094.81	1,090.98	1,081.87	1,176.18	1,031.27	1,028.54	959.47	979.29	14,159.77
46	Okealoosa	440.42	2,439.62	2,343.19	2,467.53	2,600.29	2,449.22	2,481.24	2,573.35	2,513.63	2,476.61	2,435.21	2,519.06	2,182.47	2,045.86	31,967.70
47	Okeechobee	63.27	494.80	489.31	490.70	503.19	468.02	501.15	521.89	530.16	427.03	447.52	423.54	333.80	334.97	6,029.35
48	Orange	2,860.49	16,088.73	16,839.43	17,354.08	17,398.75	17,594.45	17,835.91	18,181.54	17,771.10	18,180.41	17,553.24	18,215.07	16,883.49	17,161.04	229,917.73
49	Osceola	1,219.69	6,212.52	6,396.28	6,712.46	6,723.99	6,788.27	6,976.28	7,087.97	7,319.60	7,308.18	7,101.93	6,472.02	6,344.95	89,968.68	
50	Palm Beach	3,666.56	15,123.12	15,935.73	16,182.47	16,046.50	15,975.70	16,306.91	16,844.87	16,911.49	16,302.39	16,849.35	16,778.80	15,640.68	15,464.11	214,028.68
51	Pasco	1,404.76	7,839.30	7,624.75	7,684.93	7,540.28	7,469.85	7,441.98	8,027.16	8,146.48	8,170.39	8,090.05	8,033.15	7,307.87	6,471.57	101,252.52
52	Pinellas	1,591.80	6,290.78	6,499.72	6,636.58	6,723.66	6,838.75	7,105.29	7,287.73	7,279.01	7,188.09	7,431.83	7,381.01	6,835.21	6,545.22	91,634.68
53	Polk	1,990.35	10,952.47	10,980.80	10,701.02	11,201.83	10,619.62	11,032.78	11,298.86	11,094.41	10,981.03	11,261.40	10,591.12	9,076.93	9,576.85	141,359.47
54	Putnam	136.06	818.47	810.23	835.62	876.79	853.86	818.44	831.26	859.86	805.13	772.44	730.60	664.90	575.59	10,389.25
55	St. Johns	862.21	4,191.68	4,421.61	4,533.16	4,546.31	4,617.71	4,826.35	5,080.52	5,034.92	5,320.38	5,144.56	5,189.49	4,633.55	4,181.82	62,584.27

**FTE**  
**FY2030-31 Forecast by Program**

Dist	District	Prog 101	Prog 102	Prog 103	Prog 111	Prog 112	Prog 113	Prog 130	Prog 254	Prog 255	Prog 300	Total
1	Alachua	7,212.26	7,737.59	6,058.25	2,859.45	4,118.26	1,823.12	764.08	75.92	55.11	434.92	31,138.96
2	Baker	1,176.24	1,240.93	690.98	349.95	394.73	243.01	10.80	31.20	13.91	249.29	4,401.04
3	Bay	6,787.36	8,127.14	5,698.63	2,402.55	2,456.51	1,381.93	1,308.74	917.33	166.02	628.94	29,875.15
4	Bradford	840.94	823.23	496.21	278.45	389.56	266.31	21.68	19.74	7.57	74.01	3,217.70
5	Brevard	17,669.87	20,888.33	14,852.88	7,653.28	11,444.51	6,675.43	2,010.61	990.01	249.65	1,427.68	83,862.25
6	Broward	50,129.20	67,738.72	56,060.40	23,796.19	27,504.06	17,999.45	20,145.51	2,370.80	628.00	5,367.06	271,739.39
7	Calhoun	403.41	513.85	350.99	168.87	176.55	108.07	11.94	39.67	1.04	73.12	1,847.51
8	Charlotte	3,811.46	5,066.12	4,588.52	1,565.66	2,147.57	1,239.60	572.00	175.23	45.40	319.86	19,531.42
9	Citrus	3,729.60	4,648.68	3,479.69	1,260.80	1,828.36	753.93	88.02	146.00	19.16	441.37	16,395.61
10	Clay	8,370.02	10,919.30	8,277.98	3,775.30	5,281.61	3,070.22	1,233.26	525.16	107.19	1,045.64	42,605.68
11	Collier	9,319.42	13,391.71	10,289.36	3,117.77	5,126.08	3,822.50	5,918.41	808.20	135.67	867.63	52,796.75
12	Columbia	2,562.48	3,099.67	1,657.63	763.07	908.81	576.39	87.35	59.60	2.73	392.05	10,109.78
13	Dade	62,025.64	85,316.66	75,159.01	35,568.07	45,707.03	29,534.14	41,689.07	3,891.81	517.24	7,126.48	386,535.15
14	De Soto	978.93	1,269.14	745.46	344.87	339.48	202.80	318.02	7.04	4.91	99.85	4,310.50
15	Dixie	613.93	760.12	436.78	187.90	152.62	115.45	19.09	14.64	0.69	87.41	2,388.63
16	Duval	35,562.30	42,415.30	29,849.44	11,350.34	17,779.02	11,514.60	8,452.68	1,589.81	235.80	1,722.04	160,471.33
17	Escambia	9,905.22	11,733.51	7,138.92	2,899.37	4,069.13	2,827.93	696.66	207.72	86.25	1,099.71	40,664.42
18	Flagler	3,754.06	4,581.58	3,219.01	1,172.13	1,772.86	1,191.99	524.70	144.02	43.78	432.57	16,836.70
19	Franklin	269.04	383.79	150.25	115.87	191.60	77.67	15.65	14.60	3.17	44.55	1,266.19
20	Gadsden	1,388.38	1,490.28	969.53	319.29	475.62	221.74	13.06	43.08	13.91	70.07	5,004.96
21	Gilchrist	673.46	783.40	525.28	266.29	353.14	198.53	70.12	74.52	8.13	119.23	3,072.10
22	Glades	443.68	658.38	300.03	135.12	237.31	94.07	71.31	13.19	3.34	22.99	1,979.42
23	Gulf	322.77	436.58	357.01	161.13	180.37	131.60	17.85	36.22	5.46	33.98	1,682.97
24	Hamilton	479.30	545.13	309.53	98.66	119.79	62.63	66.28	15.88	1.86	46.58	1,745.64
25	Hardee	928.37	1,042.69	720.98	294.37	314.74	160.17	171.22	18.34	8.71	139.37	3,798.96
26	Hendry	3,263.45	4,670.38	3,726.08	729.90	1,172.76	836.53	887.03	51.41	17.74	617.10	15,972.38
27	Hernando	6,184.50	7,706.41	5,459.52	2,323.28	2,785.39	1,736.13	656.56	411.93	91.46	659.05	28,014.23
28	Highlands	3,032.63	3,637.83	2,355.66	1,031.97	1,340.95	818.23	366.67	57.10	14.49	343.01	12,998.54
29	Hillsborough	48,898.53	61,449.87	48,535.30	15,355.86	23,479.18	12,068.68	17,579.13	2,429.71	521.18	5,348.14	235,665.58
30	Holmes	628.64	717.45	488.67	187.86	223.75	145.88	2.31	3.25	1.31	66.20	2,465.32
31	Indian River	4,082.91	4,901.60	3,354.67	1,422.01	2,016.88	1,227.99	641.34	262.19	46.04	345.77	18,301.40
32	Jackson	1,483.29	1,775.65	1,075.73	533.44	552.75	243.81	71.69	83.95	10.83	191.08	6,022.22
33	Jefferson	306.43	338.71	194.48	125.61	162.05	87.76	23.52	5.97	2.25	20.67	1,267.45
34	Lafayette	243.21	351.76	191.13	112.43	113.33	85.48	20.70	2.11	-	71.22	1,191.37
35	Lake	13,478.88	15,584.18	10,625.86	4,484.91	6,218.08	3,896.57	1,986.40	440.79	61.58	1,374.28	58,151.53
36	Lee	25,080.36	33,202.63	24,565.07	6,005.88	8,877.02	6,274.56	14,989.61	2,123.97	230.64	2,510.04	123,859.78
37	Leon	7,776.06	9,548.05	6,776.55	3,126.16	3,847.44	2,138.25	810.95	147.01	23.29	475.25	34,669.01
38	Levy	1,469.05	1,750.80	964.02	640.51	749.43	474.74	135.70	47.07	7.08	180.27	6,418.67
39	Liberty	202.97	272.12	183.58	118.70	94.83	51.49	8.48	42.44	16.61	46.67	1,037.89
40	Madison	515.48	573.62	328.40	178.49	189.41	77.52	2.41	8.81	0.79	67.85	1,942.78
41	Manatee	13,587.39	17,966.05	13,186.49	5,253.89	6,686.33	4,118.24	5,454.97	277.64	141.22	1,404.65	68,076.87
42	Marion	12,406.24	16,766.20	11,528.34	4,178.15	5,829.38	3,737.18	1,887.88	948.11	112.82	1,550.68	58,944.98
43	Martin	3,492.06	4,527.94	3,885.56	1,854.07	2,420.41	873.61	1,165.13	92.46	113.28	550.86	18,975.38
44	Monroe	1,700.11	2,119.37	1,530.27	801.07	1,017.86	619.25	1,086.08	68.64	19.17	217.62	9,179.44
45	Nassau	3,547.86	3,989.64	2,688.01	1,083.55	1,380.53	838.85	81.59	134.28	12.73	458.36	14,215.40
46	Okaloosa	7,102.28	8,656.11	6,219.34	2,480.42	3,198.58	1,922.80	1,058.99	300.30	115.49	653.27	31,707.58
47	Okeechobee	1,324.95	1,437.44	856.71	514.80	891.40	492.62	321.04	2.59	4.83	147.62	5,994.02
48	Orange	45,542.15	60,343.85	48,001.46	11,543.21	20,427.60	13,601.19	21,042.92	5,771.82	736.24	3,694.18	230,704.62
49	Osceola	17,304.69	24,999.31	18,935.15	5,182.99	7,474.59	5,085.51	9,513.19	1,099.09	211.83	1,787.06	91,593.41
50	Palm Beach	38,014.09	53,286.74	45,056.86	18,032.53	22,742.62	12,047.25	20,843.92	1,194.45	570.95	3,915.65	215,705.06
51	Pasco	23,732.63	26,709.31	21,681.07	6,776.83	10,796.72	6,091.95	3,444.48	2,275.74	321.49	1,905.75	103,735.97
52	Pinellas	17,987.57	22,445.45	19,504.62	7,538.37	11,274.38	5,203.45	2,927.06	1,231.75	211.39	2,334.03	90,658.07
53	Polk	30,524.30	37,318.82	26,503.93	10,292.82	15,059.67	9,687.17	9,329.60	980.62	1,137.75	3,184.70	144,019.38
54	Putnam	2,383.58	2,866.81	1,568.56	830.62	1,150.63	894.90	337.21	14.79	8.37	303.57	10,359.04
55	St. Johns	13,851.09	16,609.48	12,672.16	4,584.29	7,827.26	5,254.45	902.70	929.46	259.25	1,195.13	64,085.27
56	St. Lucie	13,804.45	17,196.89	12,115.12	5,278.25	5,470.92	3,286.84	4,204.07	169.16	51.48	1,330.84	62,908.02
57	Santa Rosa	7,228.26	9,078.38	6,870.63	2,119.30	2,908.68	1,951.84	280.99	709.56	80.92	542.36	31,770.92
58	Sarasota	9,851.53	12,539.22	10,122.63	3,862.16	6,075.71	3,183.74	3,098.07	910.96	145.47	895.62	50,685.11
59	Seminole	14,118.74	16,669.94	13,342.64	5,600.52	8,834.69	6,171.35	1,867.11	490.60	121.71	1,402.85	68,620.15
60	Sumter	3,139.05	3,723.47	2,144.74	1,232.92	1,484.54	872.64	467.21	179.55	28.59	454.35	13,727.06
61	Suwannee	1,490.64	2,028.77	1,398.56	458.15	651.35	420.77	165.39	3.52	2.00	200.86	6,820.01
62	Taylor	765.50	735.63	374.42	205.26	222.42	107.84	1.03	12.80	2.11	35.04	2,462.05
63	Union	429.13	527.45	303.93	140.87	221.59	135.81	-	4.99	1.86	113.13	1,878.76
64	Volusia	15,253.18	17,546.47	11,520.79	5,443.81	7,912.04	4,860.18	1,757.74	1,061.76	54.27	1,829.27	67,239.51
65	Wakulla	1,280.51	1,496.44	1,005.44	643.32	594.92	357.27	21.94	63.64	7.51	165.91	5,636.90
66	Walton	2,790.73	3,676.77	2,905.82	1,261.43	1,478.72	897.36	593.07	26.26	13.04	395.48	14,038.68
67	Washington	841.00	1,026.02	584.37	285.46	338.68	212.73	9.21	55.64	8.26	81.28	3,442.65
69	FAMU	176.26	178.42	123.92	7.00	14.35	9.00	4.85	-	-	12.52	526.32
70	FAU PB	226.87	369.21	660.72	27.62	39.59	4.00	1.60	-	-	-	1,329.61
71	FAU STL	-	-	-	-	-	-	-	-	-	-	-
72	FSU Brow	342.54	170.74	-	78.29	93.53	-	39.49	-	-	-	724.59
73	FSU Leon	383.45	616.09	456.24	48.05	121.60	81.04	10.20	-	-	93.28	1,809.95
74	UF	215.00	455.99	387.46	23.14	154.12	62.26	-	-	-	86.42	1,384.39
75	FLVS	3,329.02	10,877.42	31,985.96	105.89	462.38	645.47	44.20	-	-	1,340.59	48,790.93
76	FSU Bay	-	-	303.73	-	-	22.14	-	-	-	36.71	362.58
77	TSC	-	25.00	331.97	-	-	31.16	0.50	-	-	-	388.63
99	Florida	654,170.58	841,073.73	671,965.09	245,050.81	340,550.36	208,238.76	214,444.04	37,357.62	7,904.02	67,002.66	3,287,757.67

FTE  
FY2030-31 Forecast by Grade

Dist	District	PK	KG	G1	G2	G3	G4	G5	G6	G7	G8	G9	G10	G11	G12	Total
1	Alachua	480.18	2,375.43	2,407.26	2,432.16	2,736.06	2,448.99	2,660.13	2,461.61	2,393.83	2,211.17	2,366.60	2,160.46	2,075.49	1,929.59	31,138.96
2	Baker	62.56	384.57	368.18	385.93	355.84	340.29	337.99	332.81	314.39	342.48	342.48	309.25	278.57	258.50	4,401.04
3	Bay	349.91	2,494.39	2,483.12	2,419.43	2,577.43	2,425.10	2,220.85	2,256.70	2,223.15	2,214.80	2,222.25	2,122.63	2,009.73	1,855.66	29,875.15
4	Bradford	38.85	326.78	303.34	249.97	223.08	265.96	241.88	242.31	240.96	242.93	205.95	234.37	214.82	186.50	3,217.70
5	Brevard	1,329.27	6,168.78	6,308.84	6,271.93	6,657.89	6,350.08	6,684.97	6,881.27	6,986.79	6,564.63	6,611.38	6,338.44	5,992.74	5,115.24	83,862.25
6	Broward	7,046.83	19,407.06	19,497.28	19,895.33	20,234.29	19,231.39	19,853.65	20,825.05	20,849.57	20,890.57	21,493.86	20,812.52	20,604.26	21,097.73	271,739.39
7	Calhoun	43.86	138.45	140.60	126.37	146.75	141.03	144.31	130.86	156.18	140.08	146.30	133.43	132.16	127.13	1,847.51
8	Charlotte	238.38	1,325.88	1,440.37	1,286.12	1,432.80	1,428.88	1,466.65	1,517.51	1,531.63	1,547.66	1,731.75	1,632.91	1,545.11	1,405.77	19,531.42
9	Clarus	206.10	1,172.07	1,218.50	1,181.98	1,281.28	1,253.22	1,331.77	1,294.41	1,349.35	1,336.64	1,310.94	1,211.65	1,234.23	1,013.47	16,951.61
10	Clay	648.32	2,986.45	3,013.47	3,110.87	3,172.63	3,119.30	3,183.45	3,546.11	3,442.12	3,583.63	3,517.50	3,361.57	3,184.91	2,735.35	42,605.68
11	Collier	548.03	3,836.25	3,915.06	3,935.96	4,060.35	3,691.93	3,888.80	4,123.07	4,261.96	4,331.78	4,457.59	4,248.36	4,047.89	3,449.72	52,796.75
12	Columbia	109.25	845.69	796.88	811.93	837.92	823.89	820.57	813.63	808.38	795.36	785.42	694.77	618.04	548.05	10,109.78
13	Dade	9,009.42	26,927.01	27,348.59	28,077.78	29,160.59	27,156.49	28,607.94	29,672.18	29,629.92	29,902.89	31,386.94	30,326.55	29,990.57	29,338.28	386,535.15
14	De Soto	54.28	365.40	374.19	355.88	391.74	344.79	324.26	359.16	317.76	345.80	354.10	264.90	249.46	208.78	4,310.50
15	Dixie	38.95	201.08	200.71	176.61	201.45	197.56	186.52	169.79	179.64	187.29	163.58	180.77	130.41	2,388.63	
16	Duval	2,082.45	12,203.82	12,324.47	12,173.79	12,909.70	12,459.55	12,916.34	12,980.34	12,911.48	12,294.47	12,832.80	12,217.85	10,406.73	9,757.54	160,471.33
17	Escambia	447.46	3,122.82	3,178.53	3,122.84	3,357.29	3,236.72	3,265.19	3,192.71	3,178.35	3,275.15	3,303.38	2,887.38	2,692.87	2,403.73	40,664.42
18	Flagler	188.36	1,202.89	1,253.05	1,244.93	1,388.68	1,254.86	1,323.68	1,373.98	1,350.42	1,277.27	1,358.24	1,359.01	1,174.85	1,086.48	16,866.78
19	Franklin	20.07	88.82	87.45	99.97	104.72	129.37	117.92	117.78	116.62	102.23	94.88	80.94	55.54	49.88	1,266.19
20	Gadsden	68.65	406.94	422.05	422.42	404.41	417.20	418.49	388.40	370.44	395.98	356.48	327.26	314.28	291.96	5,004.96
21	Gilchrist	26.33	276.95	250.29	245.27	235.56	236.48	215.44	245.83	232.61	237.98	270.45	216.74	198.33	183.74	3,072.10
22	Glades	19.65	143.43	123.81	164.50	179.11	158.87	179.61	187.59	204.14	191.78	93.29	108.42	121.12	104.10	1,979.42
23	Gulf	35.15	117.22	123.34	106.25	120.89	114.04	135.86	134.70	119.28	140.89	149.20	133.75	141.77	110.63	1,682.97
24	Hamilton	7.56	144.29	161.14	150.14	172.34	157.71	123.52	128.46	150.84	127.09	115.95	110.00	117.58	79.02	1,745.64
25	Hardee	55.90	251.64	313.82	317.33	314.18	290.56	282.08	301.22	260.79	275.36	300.07	275.15	245.72	215.14	3,798.96
26	Hendry	242.15	924.93	1,085.44	1,089.30	1,141.99	1,025.48	1,166.60	1,237.15	1,331.45	1,382.14	1,463.25	1,473.87	1,328.02	1,080.61	15,972.38
27	Hernando	517.28	2,147.02	2,145.39	2,139.95	2,159.68	2,061.35	2,226.61	2,126.09	2,236.21	2,166.76	2,224.33	2,134.93	1,924.37	1,804.26	28,014.23
28	Highlands	112.86	1,115.73	1,083.08	999.72	1,016.79	959.19	1,005.41	1,004.86	1,054.78	1,054.40	1,068.47	914.51	840.71	768.03	12,998.54
29	Hillsborough	4,200.08	17,397.11	17,557.37	17,383.05	18,411.97	17,421.76	17,880.25	18,392.00	18,132.63	19,165.27	19,008.60	17,839.41	17,261.22	15,614.86	235,665.32
30	Holmes	16.92	206.33	201.30	193.47	202.02	202.18	194.63	183.70	174.22	187.72	194.66	170.64	182.25	155.28	2,465.38
31	Indian River	262.79	1,430.96	1,446.13	1,463.57	1,467.76	1,439.67	1,425.82	1,476.14	1,419.93	1,407.89	1,500.12	1,272.97	1,209.83	1,083.18	18,301.40
32	Jackson	62.39	541.40	545.21	461.96	470.92	457.57	475.04	480.74	458.74	454.67	454.67	399.73	355.03	332.66	6,022.22
33	Jefferson	16.21	102.01	96.87	119.70	119.83	102.50	110.74	109.70	88.39	96.84	82.61	89.64	75.77	56.64	1,267.45
34	Lafayette	21.73	87.09	74.00	94.95	92.22	87.65	79.94	104.44	90.44	92.21	99.47	85.25	89.90	76.08	1,191.37
35	Lee	850.00	4,615.22	4,571.06	4,566.53	4,531.13	4,452.95	4,505.65	4,427.31	4,637.12	4,605.26	4,549.46	4,376.45	4,041.45	3,421.94	58,151.53
36	Leake	1,328.17	9,356.43	9,738.70	9,562.50	10,461.28	9,301.21	9,422.08	9,561.08	9,392.70	9,641.39	9,500.37	8,699.68	9,470.17	8,424.02	123,859.78
37	Leon	620.32	2,578.00	2,661.27	2,651.03	2,811.01	2,736.69	2,801.61	2,709.90	2,726.17	2,726.17	2,871.30	2,401.25	2,348.52	1,977.87	34,669.01
38	Levy	110.43	531.85	551.89	564.28	568.45	505.64	516.17	536.02	475.32	506.49	469.23	444.96	378.14	352.77	6,418.67
39	Liberty	23.60	86.05	85.09	69.18	74.92	62.36	75.04	88.80	92.90	73.74	106.39	81.18	72.49	46.15	1,037.89
40	Madison	19.35	195.73	178.08	145.53	163.02	169.48	163.71	153.39	134.52	149.78	143.11	124.22	100.80	127.96	1,912.78
41	Manatee	934.05	4,985.93	5,320.90	5,067.18	5,712.59	5,157.40	5,188.84	5,317.34	5,344.16	5,388.07	5,335.65	5,109.91	4,853.43	4,371.42	68,076.87
42	Marion	645.72	4,193.38	4,265.26	4,251.26	4,781.63	4,473.66	4,585.78	4,728.71	4,751.48	4,911.37	4,939.58	4,379.56	4,239.11	3,788.48	58,944.98
43	Martin	388.66	1,374.14	1,438.41	1,394.59	1,583.79	1,496.67	1,511.29	1,477.25	1,439.08	1,403.55	1,485.31	1,459.62	1,507.72	1,310.30	18,975.38
44	Monroe	152.23	726.46	732.16	672.99	754.06	657.68	679.27	712.85	720.16	718.86	703.77	681.20	683.01	584.74	9,179.44
45	Nassau	189.11	1,109.29	1,122.88	1,123.94	1,169.30	1,076.38	1,126.38	1,111.70	1,058.22	1,088.75	1,142.55	1,000.79	948.71	947.40	14,215.40
46	Ocala	443.81	2,453.34	2,411.45	2,397.13	2,571.40	2,465.70	2,446.97	2,532.61	2,435.72	2,459.31	2,488.07	2,376.04	2,315.86	1,910.17	31,707.58
47	Okeechobee	63.88	486.35	499.11	475.33	531.47	472.72	486.09	488.66	501.97	461.82	463.41	389.24	378.10	295.87	5,994.02
48	Orange	2,892.31	16,526.67	16,603.45	17,127.94	18,436.89	17,054.75	17,856.05	17,945.93	18,191.83	17,921.26	18,101.58	17,421.80	17,816.36	16,807.80	230,704.62
49	Osceola	1,238.18	6,398.84	6,535.77	6,804.04	7,068.73	6,877.67	6,983.50	7,397.53	7,354.95	7,318.77	7,460.74	7,218.68	6,726.36	6,209.65	91,593.41
50	Palm Beach	3,704.21	15,505.35	15,536.30	16,268.71	17,096.77	15,632.65	16,248.82	16,706.66	16,927.35	16,992.22	16,549.31	16,810.55	16,399.57	15,326.59	215,705.06
51	Pasco	1,422.18	7,947.71	8,030.92	7,866.81	8,137.48	7,660.48	7,523.69	8,029.80	8,038.25	8,260.71	8,388.27	7,907.87	7,750.17	6,771.63	103,735.97
52	Pinellas	1,598.49	6,386.42	6,410.95	6,402.18	6,876.58	6,646.56	6,968.07	7,207.84	7,175.60	7,037.83	7,335.81	7,211.77	6,970.03	6,429.94	90,658.07
53	Polk	2,017.27	11,058.01	11,326.82	11,071.77	11,703.52	10,768.77	11,041.03	11,552.01	11,194.97	11,216.28	11,544.43	10,823.74	9,626.64	9,074.12	144,019.38
54	Putnam	136.54	816.20	827.75	810.51	867.94	846.04	830.35	821.92	818.79	798.61	815.09	719.36	658.97	590.97	10,359.04
55	St. Johns	881.69	4,459.67	4,444.79	4,658.65	4,927.36	4,715.27	4,910.83	5,057.43	5,213.76	5,236.09	5,432.68	5,119.43	4,965.70	4,061.92	64,085.27
56	St. Lucie	1,107.48	4,854.68	4,925.91	4,997.70	5,450.19	4,695.27	4,776.74	4,946.83	4,860.74	4,828.58	4,789.96	4,539.77	4,485.85	3,648.32	62,908.02
57	Santa Rosa	429.47	2,273.35	2,431.44	2,301.02	2,479.29	2,427.43	2,411.42	2,490.73	2,501.53	2,485.80	2,604.99	2,532.14	2,286.66	2,115.65	31,770.92
58	Sarasota	722.40	3,626.50	3,813.52	3,741.22	3,944.65	3,702.25	3,801.68	4,113.38	4,117.66	4,139.74	3,985.79	3,776.52	3,858.90	3,340.90	50,685.11
59	Seminole	1,068.29	4,820.05	4,823.13	4,918.65	5,117.82	4,894.60	5,225.76	5,521.73	5,324.12	5,324.04	5,566.35	5,635.56	5,404.49	4,585.56	68,620.15
60	Sumter	142.70	1,140.45	1,156.29	1,158.87	1,144.61	1,162.80	1,056.77	1,105.55	1,056.24	1,059.99	1,035.38	915.78	818.53	773.1	

Supplemental Conference Materials  
Scholarship Outlook Statement  
Inclusive of Revenue Estimating Conference Adopted Scholarship Credits as of August 15, 2025

	2025-26	2026-27	2027-28	2028-29	2029-30	2030-31
<b>FUNDS AVAILABLE (\$)</b>						
Ending Balance Carry Forward		-	7,918	5,458	293	6,087
Legally Authorized Carry Forward + AAA Transfer	178,782,615	180,153,954	180,153,954	181,512,475	182,883,814	184,242,335
FTC Credits	825,600,000	835,600,000	835,600,000	845,600,000	855,600,000	865,600,000
Motor Vehicle Sales Tax Credit	72,900,000	73,500,000	73,500,000	74,200,000	74,800,000	75,200,000
Commercial Rental Sales Tax Credit	-	-	-	-	-	-
<b>Total Revenues</b>	<b>1,077,282,615</b>	<b>1,089,261,872</b>	<b>1,089,261,872</b>	<b>1,101,317,933</b>	<b>1,113,284,107</b>	<b>1,125,048,422</b>
<b>ESTIMATED EXPENDITURES (\$)</b>						
FTC Scholarships	716,113,656	713,825,676	713,825,676	711,971,208	712,541,196	714,355,524
Admin for FTC, FES, and Transportation	181,007,087	193,918,263	193,918,263	206,462,618	216,494,489	225,112,252
<b>Total Expenditures</b>	<b>897,120,743</b>	<b>907,743,939</b>	<b>907,743,939</b>	<b>918,433,826</b>	<b>929,035,685</b>	<b>939,467,776</b>
<b>LEGALLY AUTHORIZED CARRY FORWARD FOR FOLLOWING YEAR EXPENDITURE (\$)</b>						
Up to 25% FTC*	115,153,954	116,512,475	116,512,475	117,883,814	119,242,335	120,575,225
<b>REMAINING FUNDS AFTER EXPENDITURES*</b>						
AAA Funds Transfer to SUFS (Spring)	65,000,000	65,000,000	65,000,000	65,000,000	65,000,000	65,000,000
AAA Estimated Carry Forward	23,000,000					
SUFS Estimated Carry Forward	90,782,615					
<b>Total Remaining Funds**</b>	<b>178,782,615</b>	<b>180,153,954</b>	<b>181,512,475</b>	<b>182,883,814</b>	<b>184,242,335</b>	<b>185,575,225</b>
<b>NET FUNDS AVAILABLE (\$)</b>						
Ending Balance		7,918	5,458	293	6,087	5,421
<b>SCHOLARSHIP SUMMARY (STUDENTS)</b>						
FTC Private School Scholarships	7,135	1,352	1,352	1,352	1,352	1,352
FTC PEP Scholarships	75,698	87,850	87,565	87,334	87,405	87,631
<b>Total Active FTC Students</b>	<b>82,833</b>	<b>89,202</b>	<b>88,917</b>	<b>88,686</b>	<b>88,757</b>	<b>88,983</b>
AAA Scholarships Available for Use	8,097	8,097	8,097	8,097	8,097	8,097
<b>Total Available FTC Slots</b>	<b>90,930</b>	<b>97,299</b>	<b>97,014</b>	<b>96,783</b>	<b>96,854</b>	<b>97,080</b>
<b>SCHOLARSHIP FUNDING ORGANIZATION SUMMARY (STUDENTS)</b>						
SUFS Total Active Students	81,321	87,690	87,405	87,174	87,245	87,471
FTC Private School Scholarships	5,783	-	-	-	-	-
FTC PEP Scholarships	75,538	87,690	87,405	87,174	87,245	87,471
AAA Total Active Students	1,512	1,512	1,512	1,512	1,512	1,512
FTC Private School Scholarships	1,352	1,352	1,352	1,352	1,352	1,352
FTC PEP Scholarships	160	160	160	160	160	160
<i>FTC PEP Scholarship Maximum Students</i>	<i>100,000</i>	<i>140,000</i>				

\*Based on estimates provided by SUFS and AAA in December 2025

\*\*The April 2025 estimate for FY 2025-26 was \$193,342,044

Supplemental Conference Materials  
Scholarship Summary  
Inclusive of Revenue Estimating Conference Adopted Scholarship Credits as of August 15, 2025

	April 11, 2025 Conference					January 5, 2026 Conference						Differences Between Conferences					
	2025-26 Forecast	2026-27 Forecast	2027-28 Forecast	2028-29 Forecast	2029-30 Forecast	2025-26 Estimate	2026-27 Forecast	2027-28 Forecast	2028-29 Forecast	2029-30 Forecast	2030-31 Forecast	2025-26	2026-27	2027-28	2028-29	2029-30	2030-31
<b>FES-EO FTE</b>	<b>295,829</b>	<b>317,648</b>	<b>333,821</b>	<b>341,961</b>	<b>343,839</b>	<b>294,314</b>	<b>319,337</b>	<b>326,330</b>	<b>333,938</b>	<b>338,225</b>	<b>345,497</b>	<b>-1,515</b>	<b>1,690</b>	<b>-7,490</b>	<b>-8,023</b>	<b>-5,614</b>	NA
Private	295,829	317,648	333,821	341,961	343,839	294,314	319,337	326,330	333,938	338,225	345,497	-1,515	1,690	-7,490	-8,023	-5,614	NA
<b>FES-UA FTE</b>	<b>133,776</b>	<b>158,167</b>	<b>187,212</b>	<b>221,715</b>	<b>260,495</b>	<b>138,267</b>	<b>169,513</b>	<b>197,500</b>	<b>225,238</b>	<b>249,976</b>	<b>270,561</b>	<b>4,492</b>	<b>11,346</b>	<b>10,287</b>	<b>3,523</b>	<b>-10,519</b>	NA
K-12	114,302	138,011	166,869	200,965	239,294	115,464	140,201	168,258	195,778	220,057	240,353	1,162	2,190	1,388	-5,187	-19,237	NA
Private Setting	68,581	82,807	100,122	120,579	143,577	69,278	88,313	109,970	132,734	154,922	175,397	697	5,506	9,848	12,155	11,345	NA
Home Setting	45,721	55,204	66,747	80,386	95,717	46,186	51,888	58,288	63,044	65,135	64,956	465	-3,316	-8,460	-17,342	-30,582	NA
PreK Non-Public	19,474	20,156	20,343	20,750	21,200	22,804	29,312	29,242	29,460	29,919	30,208	3,330	9,156	8,899	8,710	8,719	NA
Maximum Student Participation	99,807	128,225	157,697	188,449	220,802	99,879	129,297	160,027	191,968	225,182	259,517	72	1,072	2,330	3,519	4,380	NA
Students Included in Maximum	85,245	109,517	134,689	160,954	188,587	83,036	107,493	133,041	159,596	187,209	215,754	-2,209	-2,024	-1,648	-1,358	-1,378	NA
<b>Scholarship Summary</b>	<b>524,757</b>	<b>570,325</b>	<b>614,967</b>	<b>656,812</b>	<b>696,740</b>	<b>515,414</b>	<b>578,052</b>	<b>612,747</b>	<b>647,862</b>	<b>676,958</b>	<b>705,041</b>	<b>-9,343</b>	<b>7,727</b>	<b>-2,220</b>	<b>-8,951</b>	<b>-19,781</b>	NA
Private School Vouchers	306,268	323,514	335,036	343,061	344,939	301,449	320,689	327,682	335,290	339,577	346,849	-4,819	-2,824	-7,353	-7,771	-5,362	NA
FES-EO FTE	295,829	317,648	333,821	341,961	343,839	294,314	319,337	326,330	333,938	338,225	345,497	-1,515	1,690	-7,490	-8,023	-5,614	NA
FTC-Private	10,439	5,866	1,215	1,100	1,100	7,135	1,352	1,352	1,352	1,352	1,352	-3,304	-4,514	137	252	252	NA
FES-UA FTE	133,776	158,167	187,212	221,715	260,495	138,267	169,513	197,500	225,238	249,976	270,561	4,492	11,346	10,287	3,523	-10,519	NA
FTC-PEP	84,714	88,644	92,719	92,037	91,306	75,698	87,850	87,565	87,334	87,405	87,631	-9,016	-794	-5,154	-4,703	-3,901	NA
Public School Transportation Stipend	20,408	29,211	35,511	39,340	41,461	4,000	4,000	4,000	4,000	4,000	4,000	-16,408	-25,211	-31,511	-35,340	-37,461	NA

# EDUCATION ESTIMATING CONFERENCE

## PreK-12 FTE ENROLLMENT

JANUARY 5, 2026

PHASE I OF A MULTI-PHASE PROCESS

1

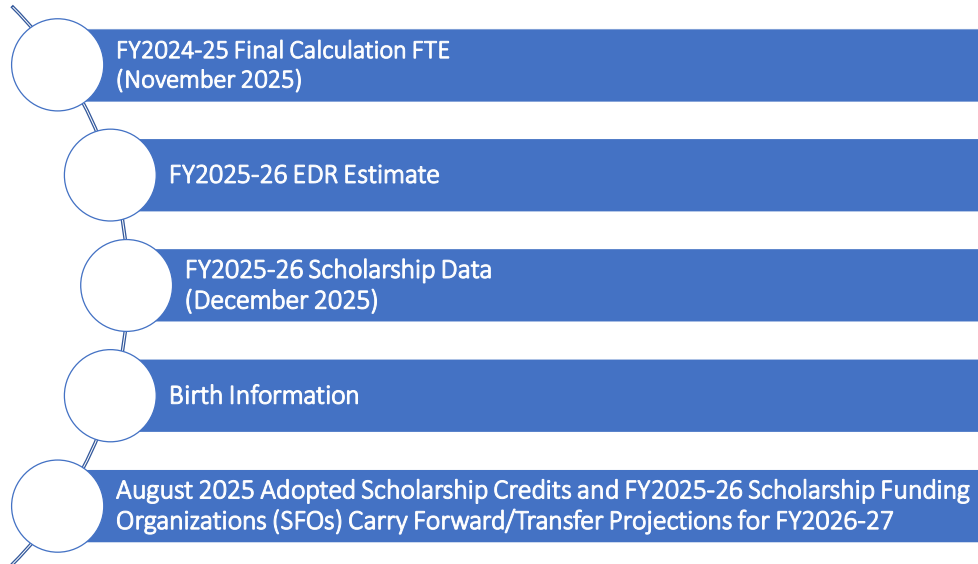
1

## Updates to Data

2

2

## Updates Since Last Conference



3

3

# FY2024-25 FTE: Final Calculation

4

4

# FY2024-25 Appropriated, EDR MYE, and Final Calc

	Appropriated	EDR MYE	Final Calc
Total	3,170,301.01	3,175,386.26	3,179,402.45
Compared to Appropriated		5,085.25	9,101.44

*MYE represents recalibrated 2024-25 survey 2 and 3 data, adjusted for scholarship students reported in multiple settings*

5

5

# FY2025-26 FTE: EDR Estimate

6

6

## FY2025-26 Appropriated and EDR Estimate

	Appropriated	EDR Estimate
<b>Total</b>	3,234,902.49	3,188,446.61
<b>Compared to Appropriated</b>		-46,455.88

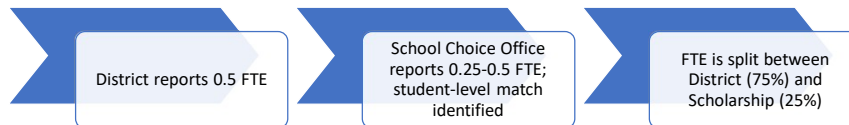
7

7

## FES FTE Reported in Multiple Settings

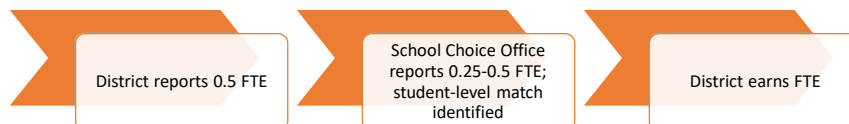
The base of the forecast adopted in April 2025 used a survey-based approach to forecast the setting of matched FTEs prior to student-level reconciliation:

### FY2024-25 MYE (April 2025)



Following a significant student-level reconciliation, the base of the January 2026 forecast utilizes the matched FTE recalibration rule:

### FY2025-26 EDR Estimate (January 2026)

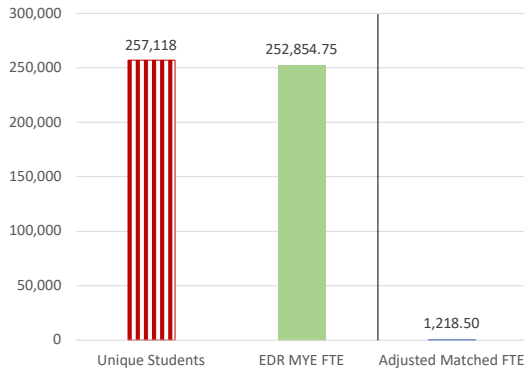


8

8

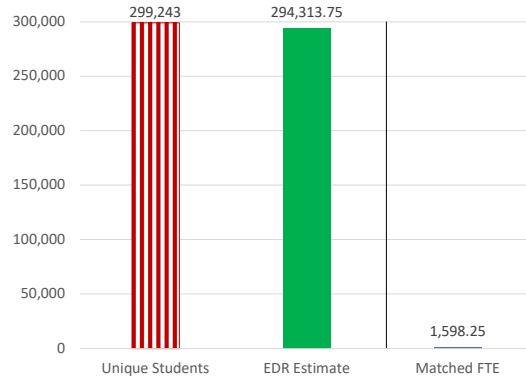
# FES-EO Scholarship Payments and FTE

## 2024-25 MYE



<1% Match

## 2025-26 EDR Estimate



<1% Match

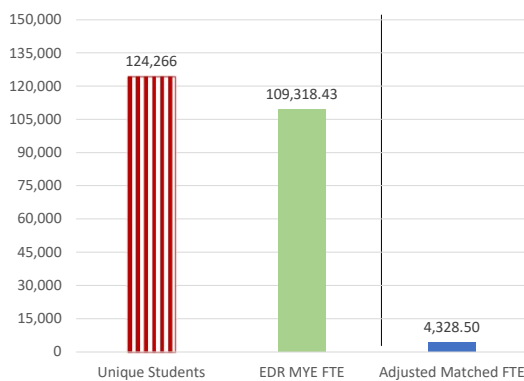
MYE represents recalibrated 2024-25 survey 2 and 3 data, adjusted for scholarship students reported in multiple settings  
EDR Estimate represents preliminary recalibrated survey 2 FTE data, as of 12/15/25

9

9

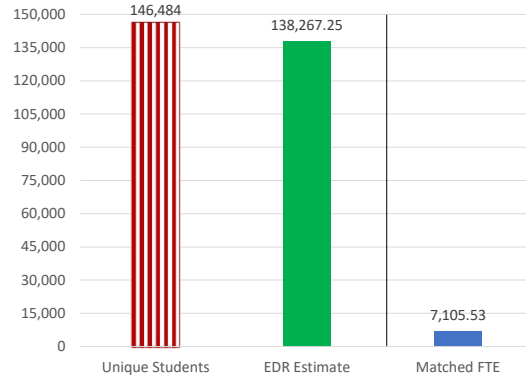
# FES-UA Scholarship Payments and FTE

## 2024-25 MYE



<4% Match

## 2025-26 EDR Estimate



<5% Match

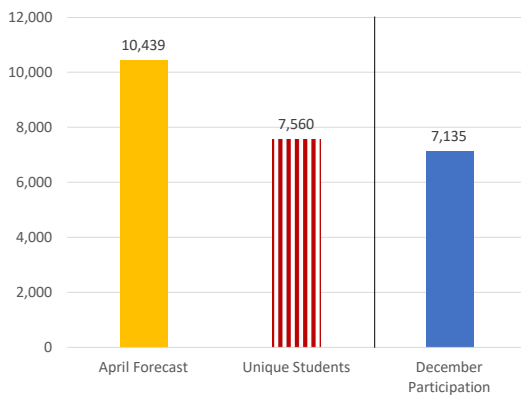
MYE represents recalibrated 2024-25 survey 2 and 3 data, adjusted for scholarship students reported in multiple settings  
EDR Estimate represents preliminary recalibrated survey 2 FTE data, as of 12/15/25

10

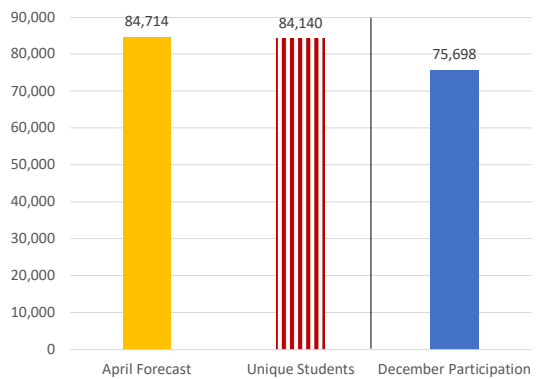
10

# FY2025-26 FTC Scholarship Payments and Participation

## FTC-Private School



## FTC-PEP



11

11

# Updates to the Forecasting Process

12

12

## Forecasting Methods: Districts 1-67

- FY2025-26 EDR Estimate is used as the base, or jumping off point
- Incorporates historical trends and cohort participation in various district programs and educational settings, excluding scholarships
  - A two-year averaging model (weighted) used statewide to align with the current school choice landscape
  - Districts also may choose from either a two year (unweighted) or one year average when submitting forecast adjustments (3 model choices, instead of 9)
- Revisions to births were incorporated



13

13

## Forecasting Methods: Statewide Scholarships

- All scholarship forecasts jump off FY2025-26 YTD scholarship data
- Growth is based on recent participation trends in state scholarship programs
  - FES-Unique Abilities is forecasted to continue strong growth throughout the forecast horizon, while not reaching its cap in any year
  - Private school scholarships are distributed across FES-Educational Options and FTC based on current law, current administration, and available funding (Scholarship Funding Organization input and August 2025 adopted scholarship credits)



14

14

## Forecasting Methods: Other Schools

### Lab Schools

- FTE forecast held constant to 2025-26 EDR Estimate

---

### Districts 76 and 77 (FSU Bay and TSC)

- Additional grades added each year through Grade 12

---

### FLVS, Hendry, and Hillsborough Virtual

- FTE forecast based on 2025-26 statewide cohort participation rates



15

15

## Forecasting Methods: Supplementals

### DJJ, Gifted, Dual Enrollment, and District Virtual

- FTE forecast based on 2025-26 cohort participation rates

### Instruction in District-Owned Facilities

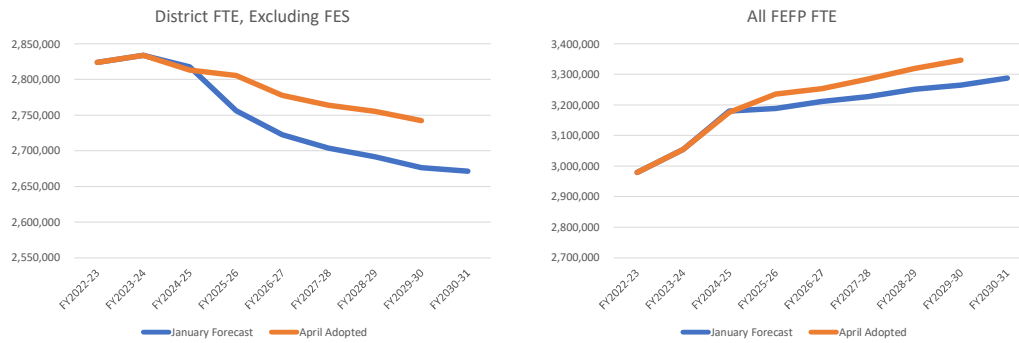
- FTE instruction that occurs in any setting at district-owned facilities other than the superintendent's office
  - Survey 2 FTE is not recalibrated down to 0.5 across districts statewide
  - Survey 2 FTE is capped at 0.5 in each district
- FTE is forecasted using a cohort progression model



16

16

# Forecast Comparison: April 2025 vs January 2026

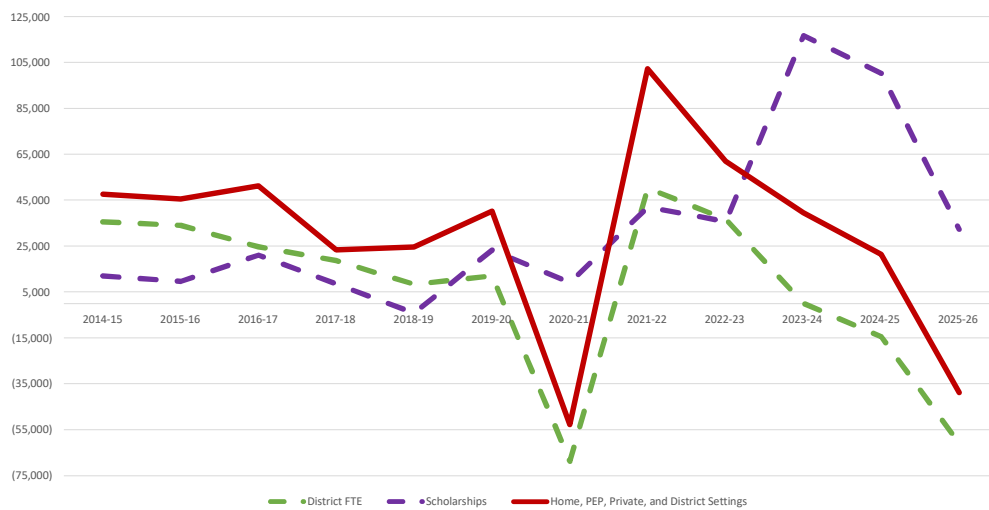


	FY2025-26	FY2026-27	FY2027-28	FY2028-29	FY2029-30
District FTE	-49,432.88	-55,449.44	-60,224.18	-63,608.48	-65,676.50
FES FTE	2,977.00	13,035.19	2,797.23	-4,499.98	-16,132.39
All FEFP	-46,455.88	-42,414.25	-57,426.95	-68,108.46	-81,808.89

17

17

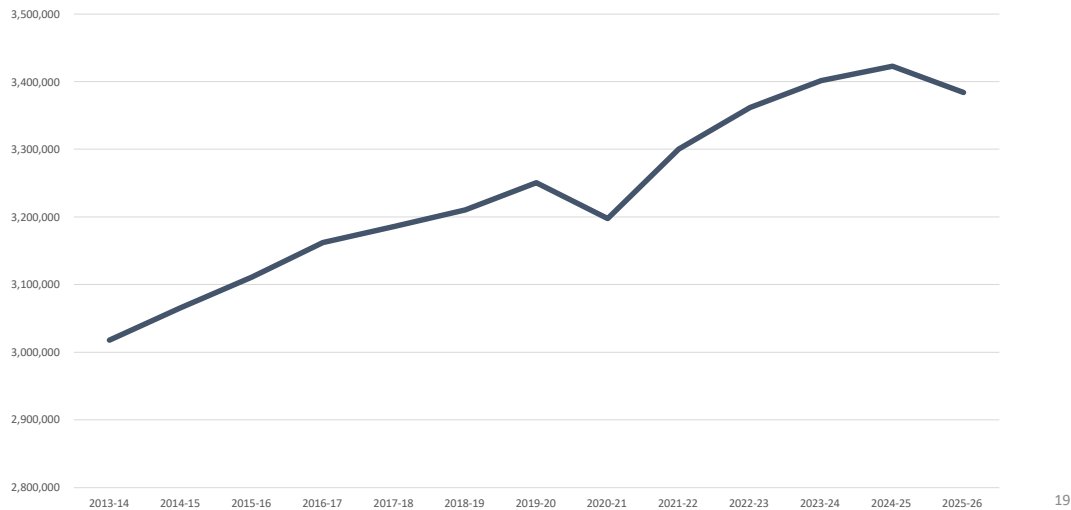
# Growth in K-12 Enrollments



18

18


## Estimated Enrollments in All K-12 Settings



19

## Anticipated Data Updates for Next Conference

- Scholarship credit forecasts as data becomes available
  - Will be reflected throughout the forecast
- Projected carry forward updates from Scholarship Funding Organizations
- Spring scholarship data
- District forecast requests
  - Submissions to reflect districts' internal expectations for Survey 3 (February 2<sup>nd</sup>–6<sup>th</sup>) data in addition to local knowledge

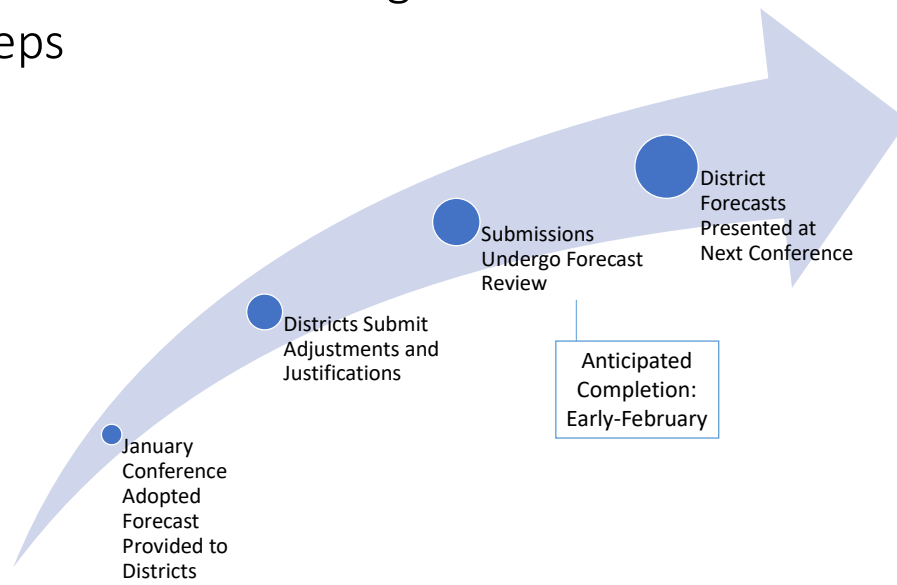


20

20

# FY2026-27 FTE Forecasting Process

## Next Steps



FTE  
FY2013-14 Final by Program

Dist	District	Prog 101	Prog 102	Prog 103	Prog 111	Prog 112	Prog 113	Prog 130	Prog 254	Prog 255	Prog 300	Total
1	Alachua	7,010.17	6,427.93	6,003.58	2,139.26	3,490.45	1,294.26	398.96	73.51	15.76	422.15	27,276.03
2	Baker	1,449.97	1,685.82	832.35	226.24	217.34	126.37	7.12	9.99	1.88	265.79	4,822.87
3	Bay	7,078.76	7,818.40	5,560.48	1,639.13	1,828.51	870.01	298.12	540.94	56.18	571.36	26,261.89
4	Bradford	803.43	863.82	524.55	234.04	265.22	217.49	0.86	12.32	2.24	83.65	3,007.62
5	Brevard	16,739.11	19,203.57	14,912.14	4,413.31	6,939.04	4,210.70	1,339.13	856.64	114.84	1,342.24	70,070.72
6	Broward	59,003.32	74,110.17	56,906.84	12,340.06	18,610.63	12,528.40	19,056.60	1,665.88	393.28	6,125.41	260,740.59
7	Calhoun	562.43	647.64	353.33	196.55	166.38	121.59	9.04	17.97	1.34	67.82	2,144.09
8	Charlotte	3,347.00	4,540.53	4,035.68	956.75	1,306.66	806.78	184.60	137.51	6.68	489.85	15,812.04
9	Citrus	3,821.27	4,462.17	3,479.72	676.16	1,031.24	562.95	86.60	112.66	1.90	440.36	14,675.03
10	Clay	7,373.68	9,379.24	8,367.00	2,850.25	3,912.90	1,682.36	329.30	265.60	46.51	863.20	35,070.04
11	Collier	9,096.90	11,958.53	8,833.30	2,037.75	3,757.18	2,518.58	4,565.20	257.16	121.34	672.43	43,818.37
12	Columbia	2,965.27	3,128.57	1,730.84	606.88	784.23	401.45	65.16	28.49	12.38	329.45	10,052.72
13	Dade	66,274.49	87,441.78	67,580.70	17,823.11	32,648.12	24,006.91	45,264.92	1,827.17	272.70	7,655.87	350,795.77
14	De Soto	1,124.59	1,462.07	864.38	288.68	325.37	162.78	365.25	7.49	4.16	97.30	4,702.07
15	Dixie	519.91	596.43	344.57	206.55	174.91	113.32	-	17.18	2.13	64.66	2,039.66
16	Duval	36,132.77	37,548.34	26,575.19	7,050.80	8,746.36	5,843.84	2,788.10	753.53	231.39	1,960.14	127,630.46
17	Escambia	11,139.44	11,495.31	7,583.94	2,577.91	3,504.19	2,091.18	272.97	201.75	158.01	1,146.02	40,170.72
18	Flagler	3,138.76	4,133.95	2,894.37	504.90	732.16	486.37	193.10	40.15	7.11	377.21	12,508.08
19	Franklin	376.76	392.72	196.14	74.49	80.54	53.85	3.06	6.50	2.50	36.91	1,223.47
20	Gadsden	1,711.33	1,696.20	1,024.83	255.51	303.59	182.55	213.61	11.45	5.35	110.76	5,515.18
21	Gilchrist	576.50	704.15	458.60	199.81	233.35	162.41	36.31	35.51	5.79	79.25	2,491.68
22	Glades	459.81	562.26	159.35	115.55	105.57	25.59	61.20	7.00	1.12	18.61	1,516.06
23	Gulf	458.91	559.78	363.99	92.62	123.28	114.25	-	25.99	7.25	49.10	1,795.17
24	Hamilton	460.71	523.59	299.05	90.83	85.62	44.52	65.86	13.75	4.96	38.68	1,627.57
25	Hardee	1,380.80	1,702.15	970.77	213.33	284.91	209.14	317.99	16.44	2.17	127.43	5,225.13
26	Hendry	1,605.52	1,946.71	1,440.25	334.80	450.06	289.11	641.68	9.00	3.16	188.75	6,909.04
27	Hernando	5,653.64	7,139.56	4,874.32	929.51	1,214.62	975.38	321.99	120.23	22.16	577.07	21,828.48
28	Highlands	3,221.87	3,690.33	2,280.06	594.99	787.44	542.97	533.34	33.65	17.07	374.73	12,076.45
29	Hillsborough	45,841.35	55,222.90	41,820.87	12,797.86	17,898.30	7,017.37	13,885.11	1,167.71	221.40	4,845.65	200,718.52
30	Holmes	948.39	1,068.01	646.91	188.78	180.97	96.95	-	4.00	0.40	82.68	3,217.09
31	Indian River	4,284.01	5,287.28	3,816.54	835.65	1,249.78	824.61	727.25	103.38	34.35	440.59	17,603.44
32	Jackson	1,788.91	2,110.72	1,286.80	412.20	383.29	177.77	43.16	73.59	12.38	219.19	6,508.01
33	Jefferson	301.15	299.01	132.58	83.38	44.07	28.93	2.08	-	0.16	31.05	922.41
34	Lafayette	288.05	387.33	195.55	89.75	77.18	46.11	40.71	2.00	-	66.68	1,193.36
35	Lake	10,623.44	13,138.66	8,262.40	1,709.61	2,520.83	1,751.66	1,183.99	314.70	28.28	1,437.20	40,970.77
36	Lee	21,416.41	24,393.65	17,102.82	4,660.31	7,275.38	4,991.53	3,868.90	419.85	65.19	1,964.69	86,158.73
37	Leon	8,643.46	10,012.43	7,118.25	2,575.45	2,399.03	1,433.79	328.83	295.69	75.93	451.26	33,334.12
38	Levy	1,416.83	1,430.42	861.21	399.72	609.00	403.03	117.56	18.52	3.15	147.44	5,406.88
39	Liberty	352.00	464.14	273.42	81.32	81.77	66.95	6.09	46.17	3.58	50.34	1,425.78
40	Madison	666.89	703.06	476.59	258.27	157.76	125.49	0.60	3.24	-	97.32	2,489.22
41	Manatee	10,205.91	12,889.12	8,560.72	3,175.05	4,305.92	2,603.55	2,887.48	253.48	40.53	968.49	45,890.25
42	Marion	10,182.97	11,849.66	8,509.15	2,244.40	3,556.38	2,287.84	1,216.32	200.97	25.86	1,333.15	41,406.70
43	Martin	3,711.84	4,893.07	4,544.37	963.71	1,560.50	750.75	1,165.85	150.30	48.81	504.78	18,293.98
44	Monroe	2,076.89	2,171.44	1,551.30	425.52	624.02	476.48	458.69	52.16	2.48	172.86	8,011.84
45	Nassau	2,766.89	3,420.58	2,579.74	608.09	815.78	491.47	52.30	37.52	5.77	372.81	11,150.95
46	Okaloosa	8,113.18	8,775.72	6,316.57	1,607.61	2,148.60	1,402.04	549.37	179.45	63.84	719.42	29,875.80
47	Okeechobee	1,340.89	1,635.92	1,204.33	407.85	627.42	467.18	552.13	9.00	2.16	173.46	6,420.34
48	Orange	43,120.27	50,899.06	39,276.54	6,804.22	14,195.46	10,187.06	15,373.33	2,479.11	476.01	2,782.46	185,593.52
49	Osceola	12,206.14	16,554.91	12,613.47	1,907.29	3,338.18	2,619.62	6,493.09	407.32	80.60	1,018.66	57,239.28
50	Palm Beach	36,804.58	47,162.90	39,876.66	12,395.63	16,050.27	7,443.57	14,903.72	1,033.73	296.01	4,205.08	180,172.15
51	Pasco	16,821.25	19,802.28	14,363.53	2,970.91	5,470.85	3,525.03	1,711.90	669.80	246.36	1,322.26	66,904.17
52	Pinellas	23,619.02	28,296.30	24,422.73	6,525.55	8,616.77	3,771.11	3,519.94	726.36	135.38	2,618.04	102,251.20
53	Polk	22,667.58	27,731.21	18,887.65	4,214.66	6,589.50	4,403.86	7,939.80	356.52	222.06	3,131.04	96,143.88
54	Putnam	2,887.01	3,185.02	1,753.01	767.07	876.65	564.23	404.38	25.92	2.94	258.35	10,724.58
55	St. Johns	7,999.72	9,706.87	8,160.90	1,925.95	3,165.15	1,338.51	138.21	191.80	51.36	593.73	33,272.20
56	St. Lucie	9,630.20	12,187.10	8,876.12	1,377.65	2,131.76	1,667.91	1,874.41	111.57	21.38	929.58	38,807.68
57	Santa Rosa	6,405.27	8,302.45	6,439.15	1,233.13	1,602.08	639.07	116.17	201.28	38.69	425.17	25,402.46
58	Sarasota	9,050.15	10,592.79	8,715.25	2,583.46	4,918.20	2,379.42	1,496.66	445.36	53.80	900.46	41,135.55
59	Seminole	14,984.41	18,412.91	14,931.13	3,148.95	5,508.37	3,292.18	1,624.59	347.17	56.07	1,713.36	64,019.14
60	Sumter	2,204.04	2,577.55	1,539.94	453.31	487.14	295.38	146.77	32.24	5.43	265.09	8,006.89
61	Suwannee	1,642.07	1,847.63	1,161.35	244.41	375.22	256.66	161.10	5.00	0.20	169.36	5,863.00
62	Taylor	812.06	882.05	507.09	200.51	166.90	112.23	-	9.13	2.85	42.48	2,735.30
63	Union	664.96	687.74	450.61	137.63	191.11	101.02	-	8.68	1.09	31.90	2,274.74
64	Volusia	14,105.73	17,386.53	12,532.76	3,344.12	5,260.11	3,664.22	1,976.04	648.44	90.56	1,926.73	60,935.24
65	Wakulla	1,184.96	1,683.43	905.77	556.31	307.38	194.90	2.04	17.25	6.90	129.28	4,988.22
66	Walton	2,365.83	2,666.47	1,539.68	330.22	379.54	216.19	191.59	6.00	2.61	147.02	7,845.15
67	Washington	825.27	928.86	727.52	186.35	298.64	166.76	12.59	26.95	5.62	66.01	3,244.57
68	Wash Spec	-	15.67	47.69	-	3.28	38.02	-	-	-	10.24	114.90
69	FAMU	160.05	159.52	122.82	5.00	8.89	3.35	-	-	-	6.83	466.46
70	FAU PB	186.93	304.96	359.33	20.50	35.30	4.76	13.07	-	-	-	924.85
71	FAU STL	498.65	738.82	-	46.00	75.99	-	35.83	6.50	1.00	-	1,402.79
72	FSU Brow	358.90	196.45	2.00	56.88	59.94	-	10.84	-	-	-	685.01
73	FSU Leon	330.40	635.34	485.57	28.04	76.98	73.65	16.44	-	-	34.18	1,680.60
74	UF	204.04	374.59	372.09	13.03	86.22	62.87	-	-	0.06	9.30	1,122.20
75	FLVS	1,251.43	5,464.48	20,779.38	43.41	88.04	46.08	-	-	-	714.06	28,386.88
99	Florida	621,447.50	755,358.73	584,560.18	144,714.49	218,989.77	133,156.27	162,669.00	18,193.32	3,952.61	62,105.93	2,705,147.80

**FTE  
FY2014-15 Final by Program**

Dist	District	Prog 101	Prog 102	Prog 103	Prog 111	Prog 112	Prog 113	Prog 130	Prog 254	Prog 255	Prog 300	Total
1	Alachua	7,177.57	6,542.69	6,255.03	2,137.77	3,522.88	1,226.40	442.58	75.31	11.55	438.53	27,830.31
2	Baker	1,408.23	1,649.73	855.01	224.40	240.69	115.22	7.78	6.58	1.65	285.19	4,794.48
3	Bay	7,279.95	7,877.48	5,578.10	1,670.29	1,944.97	904.28	356.66	554.90	62.40	591.21	26,820.24
4	Bradford	829.16	859.27	534.65	247.82	266.59	175.63	2.45	14.98	1.57	82.37	3,014.49
5	Brevard	16,847.50	19,295.19	15,085.78	4,561.64	7,043.91	4,421.39	1,448.66	882.28	112.41	1,420.55	71,119.31
6	Broward	58,983.11	73,703.65	57,902.20	12,994.38	19,142.53	12,821.36	20,321.79	1,694.30	372.23	6,171.70	264,107.25
7	Calhoun	587.78	652.27	402.68	180.01	152.47	122.02	5.16	20.43	1.68	66.46	2,190.96
8	Charlotte	3,395.06	4,358.75	3,956.27	956.22	1,358.73	810.34	202.47	163.49	5.94	543.14	15,750.41
9	Citrus	3,854.22	4,384.70	3,484.30	664.21	1,088.97	562.01	83.49	114.34	4.18	450.23	14,690.65
10	Clay	7,314.65	9,244.37	8,496.74	2,995.46	4,056.66	1,778.04	373.96	297.49	35.39	1,043.42	35,636.18
11	Collier	9,273.71	12,384.77	8,959.32	1,918.38	3,824.27	2,560.27	4,551.36	320.66	118.45	709.58	44,620.77
12	Columbia	2,913.99	3,127.29	1,800.43	595.24	771.25	413.12	81.53	23.76	3.74	350.19	10,080.54
13	Miami-Dade	67,192.35	87,284.59	68,751.53	18,504.55	32,513.52	23,746.76	43,645.67	1,928.85	275.24	7,767.31	351,610.37
14	DeSoto	1,171.52	1,453.26	904.30	296.20	306.02	166.42	370.20	7.54	2.74	106.58	4,784.78
15	Dixie	580.26	565.77	348.56	193.34	198.32	99.86	-	14.00	3.26	67.31	2,070.68
16	Duval	36,111.09	37,418.37	26,782.73	7,474.65	9,191.33	5,759.11	2,957.34	736.51	230.76	1,871.18	128,533.07
17	Escambia	11,178.28	11,445.31	7,737.53	2,464.96	3,447.26	2,153.40	309.09	198.97	159.52	1,134.69	40,229.01
18	Flagler	3,102.83	4,083.08	2,976.40	492.50	810.41	466.23	228.31	37.36	4.80	405.09	12,607.01
19	Franklin	376.19	373.10	210.63	84.79	84.09	44.37	14.04	7.97	3.09	22.50	1,220.77
20	Gadsden	1,762.92	1,727.06	973.99	254.49	346.20	170.59	145.74	19.47	7.28	117.01	5,524.75
21	Gilchrist	601.22	704.09	467.67	191.33	225.29	173.57	36.82	39.77	3.38	83.32	2,526.46
22	Glades	522.17	583.31	170.92	125.26	112.61	31.09	53.30	5.00	1.04	20.17	1,624.87
23	Gulf	481.50	540.27	383.46	97.49	119.93	116.10	-	21.00	6.64	43.98	1,810.37
24	Hamilton	455.92	526.04	332.81	91.36	85.58	42.38	94.74	12.03	4.92	47.15	1,692.93
25	Hardee	1,386.93	1,685.30	1,023.27	196.79	333.56	193.84	316.56	17.50	2.16	121.30	5,277.21
26	Hendry	1,604.01	1,981.68	1,437.44	339.38	446.83	300.60	681.05	7.06	3.03	222.53	7,023.61
27	Hernando	5,649.78	7,064.14	4,944.98	1,097.08	1,229.40	968.01	333.40	106.48	23.62	517.10	21,933.99
28	Highlands	3,205.24	3,690.87	2,293.17	626.50	831.00	560.29	542.34	30.08	15.83	351.70	12,147.02
29	Hillsborough	46,977.58	55,162.07	42,606.45	13,208.65	18,461.50	7,211.74	14,405.47	1,170.48	217.13	5,070.14	204,491.21
30	Holmes	913.40	1,048.54	632.57	193.95	178.48	90.20	-	5.37	0.50	93.30	3,156.31
31	Indian River	4,318.86	5,374.53	3,804.02	811.05	1,296.12	856.47	639.94	107.90	30.67	437.61	17,677.17
32	Jackson	1,749.70	2,064.03	1,346.81	396.09	389.97	179.77	39.28	75.15	8.68	244.04	6,493.52
33	Jefferson	247.77	276.44	161.73	70.18	41.04	33.30	12.92	0.50	0.16	14.14	858.18
34	Lafayette	283.35	379.90	185.05	82.59	87.45	38.18	50.28	2.50	-	83.27	1,192.57
35	Lake	10,725.71	12,806.19	8,528.62	1,786.98	2,570.31	1,773.16	1,316.14	403.96	40.37	1,370.80	41,322.24
36	Lee	21,751.24	24,857.25	17,762.64	4,668.27	7,371.79	5,192.09	4,233.60	379.35	46.09	2,086.47	88,348.79
37	Leon	8,647.34	10,057.25	7,195.44	2,556.59	2,377.46	1,456.53	383.07	317.76	63.99	502.42	33,557.85
38	Levy	1,378.32	1,479.62	874.07	380.70	575.29	383.63	130.82	22.64	5.00	152.29	5,382.38
39	Liberty	349.63	455.39	253.86	107.35	84.23	53.42	3.53	47.58	3.16	50.28	1,408.43
40	Madison	693.10	691.02	473.39	218.01	180.19	149.51	20.42	7.38	0.06	104.82	2,537.90
41	Manatee	10,260.39	12,957.93	9,041.88	3,170.35	4,245.02	2,695.58	3,414.42	248.89	32.78	863.50	46,930.74
42	Marion	10,224.06	11,946.03	8,563.17	2,308.52	3,549.69	2,318.94	1,221.08	183.06	20.07	1,333.57	41,668.19
43	Martin	3,740.17	4,949.98	4,563.95	947.11	1,623.61	765.55	1,272.41	180.61	47.22	492.81	18,583.42
44	Monroe	1,981.14	2,194.12	1,567.54	452.80	625.85	424.24	529.85	45.27	1.74	204.72	8,027.27
45	Nassau	2,714.69	3,483.15	2,571.15	573.80	832.10	519.42	57.78	39.42	9.39	365.57	11,166.47
46	Okaloosa	8,185.72	8,885.14	6,256.94	1,630.61	2,167.49	1,346.94	610.93	190.39	64.96	632.80	29,971.92
47	Okeechobee	1,273.96	1,635.98	1,244.67	372.95	664.84	467.19	554.77	5.00	2.19	181.29	6,402.84
48	Orange	43,959.76	51,598.77	40,235.71	7,281.69	14,552.90	10,263.63	16,836.31	2,597.71	420.88	2,632.26	190,379.62
49	Osceola	12,167.18	16,753.52	13,002.90	1,970.51	3,467.05	2,816.43	6,784.50	390.18	73.63	1,038.95	58,464.85
50	Palm Beach	37,028.67	47,620.48	40,780.54	12,894.46	16,786.07	7,670.13	15,202.46	980.20	321.25	4,204.87	183,489.13
51	Pasco	16,869.95	20,025.05	14,801.73	3,234.95	5,631.95	3,701.94	1,637.45	716.64	203.92	1,292.53	68,116.11
52	Pinellas	23,209.78	27,825.95	24,374.57	7,013.23	8,676.79	3,538.98	3,688.27	859.00	144.62	2,772.40	102,103.59
53	Polk	22,952.27	27,575.74	19,666.63	4,464.23	7,065.69	4,450.93	7,963.94	339.04	204.92	3,193.95	97,877.34
54	Putnam	2,854.40	3,157.03	1,779.25	741.95	886.77	574.12	366.90	23.68	3.18	301.91	10,689.19
55	St. Johns	8,247.25	10,221.16	8,264.42	2,114.19	3,444.37	1,656.70	122.50	199.15	52.67	563.23	34,885.64
56	St. Lucie	9,496.72	12,238.49	9,207.54	1,439.04	2,187.97	1,685.20	1,978.66	90.15	24.85	903.78	39,252.40
57	Santa Rosa	6,381.46	8,229.23	6,692.25	1,314.35	1,769.50	678.36	101.70	240.53	34.55	458.83	25,900.76
58	Sarasota	9,167.66	10,480.36	8,807.33	2,671.95	5,135.79	2,455.03	1,449.89	523.21	67.37	835.00	41,593.59
59	Seminole	15,135.05	18,038.56	15,399.06	3,466.31	5,905.72	3,535.45	1,800.53	365.65	47.37	1,734.57	65,428.27
60	Sumter	2,230.73	2,688.73	1,579.17	430.76	543.78	320.84	162.54	24.14	5.13	279.17	8,264.99
61	Suwannee	1,654.02	1,828.29	1,138.23	259.55	402.57	270.66	191.18	3.00	-	220.27	5,967.77
62	Taylor	854.48	847.96	551.06	206.97	150.20	109.34	-	5.21	2.42	23.66	2,751.30
63	Union	652.62	688.95	438.11	126.13	209.38	114.93	-	8.09	0.50	43.10	2,281.81
64	Volusia	14,440.99	17,000.98	12,503.01	3,418.31	5,552.80	3,609.05	2,075.04	695.53	89.56	1,965.25	61,350.52
65	Wakulla	1,180.37	1,642.50	984.04	546.75	313.11	210.10	5.63	13.97	6.38	156.40	5,059.25
66	Walton	2,459.70	2,798.44	1,733.29	334.28	429.98	214.61	200.13	2.00	1.42	124.45	8,298.30
67	Washington	826.60	917.98	732.17	188.09	310.97	169.97	16.98	24.00	5.46	70.00	3,262.22
68	Wash Spec	-	14.24	78.28	-	7.33	50.71	-	-	-	15.66	166.22
69	FAMU	158.31	150.84	124.82	5.03	11.00	4.25	-	-	-	2.47	456.72
70	FAU PB	194.09	326.47	418.85	17.50	33.29	4.94	13.69	-	-	-	1,008.83
71	FAU STL	496.31	735.38	-	46.99	75.94	-	38.43	5.36	1.00	-	1,399.41
72	FSU Brow	350.61	201.08	2.00	65.48	57.50	-	9.42	-	-	-	686.09
73	FSU Leon	333.52	655.22	478.25	31.53	68.80	62.24	13.56	-	-	45.52	1,688.64
74	UF	206.76	417.59	421.72	9.00	46.08	35.75	-	-	-	-	1,136.90
75	FLVS	1,329.55	6,274.76	21,516.13	85.77	180.87	51.69	-	-	-	1,391.17	30,829.94
99	Florida	626,502.08	756,864.71	596,394.91	149,992.04	224,921.87	135,114.54	167,162.91	18,897.76	3,783.74	63,604.73	2,743,239.29

**FTE  
FY2015-16 Final by Program**

Dist	District	Prog 101	Prog 102	Prog 103	Prog 111	Prog 112	Prog 113	Prog 130	Prog 254	Prog 255	Prog 300	Total
1	Alachua	7,277.41	6,740.16	6,377.06	2,188.40	3,502.99	1,205.82	502.15	65.40	10.76	446.83	28,316.98
2	Baker	1,351.93	1,642.07	888.69	252.63	243.18	129.72	10.30	8.00	0.96	307.92	4,835.40
3	Bay	7,079.75	7,985.11	5,704.93	1,742.77	2,006.68	918.11	451.03	577.34	73.91	585.03	27,124.66
4	Bradford	832.21	830.06	549.16	280.27	305.34	200.04	0.89	15.93	2.06	82.12	3,098.08
5	Brevard	16,788.54	19,019.58	15,073.12	4,748.07	7,398.23	4,637.40	1,469.33	894.29	133.57	1,471.40	71,633.53
6	Broward	58,610.96	74,266.33	58,447.86	13,226.96	19,912.12	12,981.63	21,768.76	1,714.13	370.38	6,284.60	267,583.73
7	Calhoun	567.04	659.61	409.45	172.04	154.76	110.35	7.35	18.65	1.32	68.33	2,168.90
8	Charlotte	3,243.98	4,268.08	3,955.97	962.62	1,447.46	767.90	236.17	191.24	8.60	539.17	15,621.19
9	Citrus	3,846.14	4,448.81	3,585.28	685.48	1,117.85	545.66	70.96	111.51	2.34	467.31	14,881.34
10	Clay	7,299.33	9,454.81	8,695.80	3,138.06	4,248.32	1,824.25	441.41	355.39	38.91	1,088.78	36,585.06
11	Collier	9,139.78	12,575.94	9,293.02	1,853.60	3,917.46	2,550.30	4,766.23	346.05	122.67	777.33	45,342.38
12	Columbia	2,917.82	3,183.01	1,845.56	587.77	740.00	404.76	65.37	24.49	2.69	351.67	10,123.14
13	Miami-Dade	67,519.96	87,981.80	69,391.59	18,724.60	32,959.74	23,899.38	42,120.74	2,096.19	276.08	7,831.97	352,802.05
14	DeSoto	1,215.77	1,460.05	930.34	304.68	298.17	182.48	333.77	5.54	0.75	117.11	4,848.66
15	Dixie	571.75	556.46	359.84	206.11	201.90	117.18	-	16.59	2.18	76.96	2,108.97
16	Duval	35,427.80	37,645.42	27,150.63	7,760.00	9,773.36	5,317.92	3,256.65	760.02	235.33	1,697.82	129,024.95
17	Escambia	10,995.72	11,203.49	7,715.85	2,480.89	3,641.83	2,136.84	358.78	200.10	175.46	1,200.83	40,109.79
18	Flagler	3,144.63	4,006.66	3,118.16	487.82	889.49	504.77	246.15	42.71	4.76	374.93	12,820.08
19	Franklin	364.28	394.36	202.98	80.42	94.79	42.51	10.94	9.00	3.72	36.51	1,239.51
20	Gadsden	1,631.28	1,679.40	1,021.47	256.21	407.44	173.53	120.37	25.17	4.20	130.23	5,449.30
21	Gilchrist	635.16	745.87	482.24	198.94	202.20	184.19	32.71	48.06	3.77	96.89	2,630.03
22	Glades	489.93	582.44	200.00	138.13	140.16	29.94	44.49	10.03	-	22.71	1,657.83
23	Gulf	462.80	551.53	428.39	115.63	122.13	112.65	9.11	25.12	7.90	40.61	1,875.87
24	Hamilton	436.32	540.22	321.54	80.59	67.28	38.41	106.89	12.39	5.70	55.53	1,664.87
25	Hardee	1,428.79	1,629.99	1,050.17	228.24	331.44	216.09	241.53	13.53	3.31	123.35	5,266.44
26	Hendry	1,592.81	1,988.12	1,485.00	369.37	499.77	309.30	630.72	13.87	4.51	217.24	7,110.71
27	Hernando	5,412.56	7,037.95	5,154.74	1,185.85	1,246.60	961.39	362.28	171.79	30.15	541.66	22,104.97
28	Highlands	3,253.97	3,636.95	2,373.15	733.58	863.79	572.35	456.99	30.86	14.73	360.52	12,296.89
29	Hillsborough	47,778.44	54,668.97	44,013.81	13,307.88	18,516.12	7,646.79	15,774.12	1,248.20	224.54	5,216.49	208,395.36
30	Holmes	884.61	1,060.02	629.37	181.93	198.58	89.03	-	7.00	-	115.14	3,165.68
31	Indian River	4,248.02	5,362.43	3,839.23	806.78	1,343.05	869.09	635.20	121.85	40.61	385.32	17,651.58
32	Jackson	1,618.48	2,124.01	1,388.86	453.35	372.49	194.08	48.53	82.94	5.27	238.91	6,526.92
33	Jefferson	227.69	245.79	140.14	76.51	39.66	35.46	16.92	0.50	0.16	17.93	800.76
34	Lafayette	267.31	375.87	203.37	81.90	106.50	43.19	45.78	4.00	-	70.91	1,198.83
35	Lake	10,706.45	12,882.93	8,893.23	1,864.52	2,721.21	1,807.00	1,150.66	456.10	41.14	1,315.44	41,838.68
36	Lee	21,989.32	25,183.47	18,316.39	4,641.15	7,493.38	5,250.83	4,645.63	325.19	49.90	2,166.82	90,062.08
37	Leon	8,709.38	9,998.66	7,397.04	2,472.09	2,389.66	1,482.91	299.67	301.60	46.06	496.60	33,593.67
38	Levy	1,423.40	1,477.63	847.92	373.35	580.49	387.42	127.89	21.47	1.99	172.85	5,414.41
39	Liberty	309.97	469.88	264.66	102.43	74.82	49.30	7.99	46.04	4.75	48.84	1,378.68
40	Madison	661.00	714.12	482.35	217.84	178.15	153.65	3.33	4.33	0.05	105.37	2,520.19
41	Manatee	10,214.40	13,129.28	9,208.72	3,222.38	4,397.93	2,743.21	3,467.06	248.83	41.49	970.66	47,643.96
42	Marion	9,960.66	11,833.58	8,728.86	2,480.86	3,713.89	2,523.51	1,427.05	138.06	17.31	1,316.89	42,140.67
43	Martin	3,698.78	5,009.16	4,496.96	983.24	1,633.59	779.21	1,386.99	182.82	47.77	494.48	18,713.00
44	Monroe	1,913.10	2,194.60	1,546.05	522.97	658.77	383.21	560.75	46.05	3.83	225.56	8,054.89
45	Nassau	2,728.03	3,488.98	2,621.68	607.26	843.11	525.79	71.64	41.81	6.80	380.94	11,316.04
46	Okaloosa	8,019.80	9,053.10	6,319.46	1,597.00	2,352.97	1,261.05	633.10	189.91	64.48	692.51	30,183.38
47	Okeechobee	1,314.21	1,619.68	1,258.55	374.65	696.88	452.30	562.14	3.00	2.38	176.23	6,460.02
48	Orange	43,316.99	53,489.24	41,767.92	7,267.87	15,114.97	10,488.29	18,251.94	2,639.89	410.99	2,659.89	195,407.99
49	Osceola	12,642.81	17,252.02	13,416.38	2,028.45	3,731.69	2,975.19	7,386.76	399.22	84.38	1,223.89	61,140.79
50	Palm Beach	36,920.97	47,993.40	41,175.16	13,035.24	17,623.39	7,769.36	16,267.85	955.11	324.70	4,226.16	186,291.34
51	Pasco	16,951.21	20,290.54	15,226.33	3,348.27	6,102.38	3,779.65	1,723.32	757.86	179.61	1,251.94	69,611.11
52	Pinellas	22,954.92	27,960.56	24,407.96	7,098.44	8,865.58	3,285.30	3,694.20	881.95	132.16	2,565.23	101,846.30
53	Polk	22,537.68	27,728.56	20,153.48	4,696.01	7,654.71	4,554.66	8,104.02	335.86	191.26	3,291.14	99,247.38
54	Putnam	2,752.23	3,173.63	1,879.86	743.68	960.52	614.41	369.29	17.62	6.14	324.37	10,841.75
55	St. Johns	8,325.52	10,432.92	8,323.67	2,355.13	3,798.85	1,989.07	156.23	205.19	55.55	598.05	36,240.18
56	St. Lucie	9,182.59	12,306.58	9,320.68	1,496.98	2,187.58	1,677.08	2,045.66	84.98	25.81	859.50	39,187.44
57	Santa Rosa	6,261.75	8,302.22	6,763.80	1,374.07	1,868.31	737.57	128.37	278.60	40.97	480.82	26,236.48
58	Sarasota	9,159.41	10,629.21	9,133.10	2,639.21	5,281.19	2,410.24	1,482.13	502.52	61.18	841.41	42,139.60
59	Seminole	15,022.26	18,001.70	15,271.36	3,645.46	6,476.93	3,699.60	1,931.27	334.50	38.62	1,814.60	66,236.30
60	Sumter	2,166.17	2,707.73	1,545.18	441.55	609.33	321.17	169.58	22.16	3.17	268.93	8,254.97
61	Suwannee	1,637.99	1,756.24	1,189.47	277.80	431.88	272.24	209.14	2.00	0.58	214.79	5,992.13
62	Taylor	848.43	774.84	582.76	199.15	163.32	104.03	-	6.76	0.63	16.35	2,696.27
63	Union	622.68	696.05	361.44	125.69	208.00	121.48	-	10.86	1.08	87.78	2,235.06
64	Volusia	14,611.90	17,010.37	12,861.64	3,447.18	5,711.57	3,752.76	2,086.64	758.96	68.48	1,994.15	62,303.65
65	Wakulla	1,151.15	1,567.98	1,044.57	573.43	329.81	218.19	3.37	18.49	5.93	160.98	5,073.90
66	Walton	2,420.55	2,821.75	1,895.53	376.07	458.73	221.07	218.08	2.65	0.46	144.64	8,559.53
67	Washington	815.19	906.62	698.69	185.31	311.56	181.49	15.46	22.50	6.40	68.58	3,211.80
68	Wash Spec	-	9.79	88.18	-	6.26	44.92	-	-	-	14.55	163.70
69	FAMU	169.41	160.38	121.59	7.03	8.50	3.77	-	-	-	1.06	471.74
70	FAU PB	204.39	338.83	470.75	19.00	30.38	6.76	12.56	-	-	-	1,082.67
71	FAU STL	513.78	745.04	0.50	48.16	74.44	-	24.79	6.62	1.00	-	1,414.33
72	FSU Brow	340.58	206.30	2.00	72.23	60.00	-	5.08	-	-	-	686.19
73	FSU Leon	337.09	649.88	498.33	29.00	73.57	69.38	5.62	-	-	43.42	1,706.29
74	UF	196.38	421.90	392.82	22.11	38.27	57.89	-	-	-	2.96	1,132.33
75	FLVS	1,575.13	6,576.07	22,341.41	86.36	201.01	71.06	-	-	-	1,268.46	32,119.50
99	Florida	623,850.63	762,516.79	607,743.20	153,196.70	233,428.46	137,178.53	173,277.88	19,517.39	3,778.35	64,426.90	2,778,914.83

FTE  
FY2016-17 Final by Program

Dist	District	Prog 101	Prog 102	Prog 103	Prog 111	Prog 112	Prog 113	Prog 130	Prog 254	Prog 255	Prog 300	Total
1	Alachua	7,324.18	7,066.38	6,430.17	2,104.82	3,425.83	1,134.97	565.67	61.94	17.92	417.00	28,548.88
2	Baker	1,291.74	1,652.18	918.63	252.93	276.44	127.09	10.35	8.50	0.98	308.30	4,847.14
3	Bay	6,864.97	7,926.98	5,827.04	1,773.34	2,120.07	979.22	539.15	608.92	90.38	624.58	27,354.65
4	Bradford	863.54	811.50	550.25	299.07	311.44	216.29	-	17.50	1.54	82.63	3,153.76
5	Brevard	16,467.61	19,215.23	15,276.56	4,838.17	7,740.38	4,837.91	1,531.14	914.00	120.24	1,467.02	72,408.26
6	Broward	56,442.46	74,992.21	58,181.25	13,650.18	20,417.50	12,915.82	24,277.55	1,796.05	374.25	6,563.20	269,610.47
7	Calhoun	543.87	656.80	431.89	159.14	173.83	108.95	7.48	18.16	1.40	68.29	2,169.81
8	Charlotte	3,173.19	4,074.66	4,006.60	965.87	1,454.84	790.70	256.66	252.57	11.57	482.77	15,469.43
9	Citrus	3,759.62	4,621.58	3,647.24	689.67	1,109.39	524.80	95.27	112.96	3.38	426.92	14,990.83
10	Clay	7,330.27	9,670.09	8,657.01	3,082.91	4,422.60	1,896.24	496.13	366.21	36.50	1,028.79	36,986.75
11	Collier	8,690.31	12,709.03	9,431.40	1,831.86	3,862.64	2,756.76	5,259.59	428.84	81.85	872.63	45,924.91
12	Columbia	2,749.80	3,107.46	1,906.83	658.31	730.14	411.81	74.93	22.50	2.47	376.74	10,040.99
13	Miami-Dade	64,133.51	88,604.60	69,353.42	18,954.12	33,539.29	24,022.07	44,111.48	2,083.33	286.00	7,904.75	352,992.57
14	DeSoto	1,243.94	1,503.07	948.95	312.08	320.20	186.55	302.50	4.00	0.06	111.32	4,932.67
15	Dixie	611.50	594.09	337.66	206.65	221.82	119.62	-	11.08	1.52	66.35	2,170.29
16	Duval	34,170.40	37,218.71	26,364.44	8,014.93	10,791.98	5,486.03	3,821.40	918.25	231.28	1,706.01	128,723.43
17	Escambia	10,458.19	11,209.60	7,611.79	2,475.74	3,896.97	2,212.26	344.67	217.04	175.53	1,259.63	39,861.42
18	Flagler	3,012.04	4,075.56	3,159.44	517.50	906.70	520.99	257.04	42.25	5.06	348.74	12,845.32
19	Franklin	375.82	409.83	198.71	69.51	108.18	48.06	20.18	11.51	4.00	25.15	1,270.95
20	Gadsden	1,474.83	1,631.60	1,007.00	275.24	378.70	198.71	162.04	21.94	1.60	141.88	5,293.54
21	Gilchrist	628.28	747.47	494.35	184.69	213.82	186.13	41.19	49.56	3.20	85.87	2,634.56
22	Glades	497.61	606.12	204.37	115.28	147.60	43.51	47.75	12.44	-	19.65	1,694.33
23	Gulf	465.48	545.66	429.65	132.12	134.04	102.22	3.56	28.00	7.61	41.24	1,889.58
24	Hamilton	428.47	537.90	292.45	80.99	77.15	45.79	99.55	4.51	3.00	45.61	1,615.42
25	Hardee	1,341.04	1,667.72	1,063.24	219.74	352.60	207.22	286.04	10.50	2.78	136.54	5,287.42
26	Hendry	1,555.40	2,089.49	1,507.93	371.22	494.80	341.58	624.56	30.32	3.68	262.79	7,281.77
27	Hernando	5,297.65	7,035.45	5,214.75	1,271.50	1,348.64	914.48	359.96	188.26	40.24	521.09	22,192.02
28	Highlands	3,021.66	3,715.15	2,428.43	777.38	939.86	571.69	435.10	25.66	11.05	354.37	12,280.35
29	Hillsborough	47,179.14	56,053.88	44,247.01	13,329.88	19,060.24	7,732.14	16,469.02	1,440.71	249.10	5,171.20	210,932.32
30	Holmes	862.89	1,061.93	672.54	170.27	199.93	101.64	-	4.34	0.22	98.94	3,172.70
31	Indian River	4,048.46	5,365.52	3,794.85	853.80	1,358.64	875.07	671.98	121.45	21.25	423.41	17,534.43
32	Jackson	1,557.94	2,037.85	1,383.83	438.33	421.06	181.41	59.32	79.71	2.50	262.21	6,424.16
33	Jefferson	200.30	242.00	128.21	60.63	30.95	25.67	15.85	-	0.12	12.97	716.70
34	Lafayette	286.55	379.95	226.04	67.76	98.30	32.25	52.60	3.00	1.00	68.02	1,215.47
35	Lake	10,353.98	12,849.93	8,879.11	2,013.90	2,916.06	1,870.77	1,258.82	455.23	42.40	1,226.06	41,866.26
36	Lee	21,594.39	25,732.17	18,660.87	4,453.75	7,541.40	5,262.52	5,438.22	373.30	58.09	2,037.64	91,152.35
37	Leon	8,618.99	10,250.81	7,440.60	2,497.13	2,438.75	1,458.78	358.25	299.81	38.01	489.50	33,890.63
38	Levy	1,394.90	1,586.46	867.12	371.80	545.65	370.73	125.89	16.41	2.96	154.90	5,436.82
39	Liberty	303.21	465.27	241.35	114.57	83.80	50.20	7.96	39.57	5.38	60.40	1,371.71
40	Madison	708.06	781.81	520.58	223.22	198.33	138.37	6.81	2.50	-	92.18	2,671.86
41	Manatee	9,959.66	13,455.13	9,574.67	3,364.19	4,347.13	2,802.45	3,623.75	237.46	31.08	888.10	48,283.62
42	Marion	10,020.43	12,042.20	8,764.44	2,511.47	3,656.66	2,584.14	1,573.66	121.54	15.31	1,315.80	42,605.65
43	Martin	3,664.34	4,977.06	4,505.98	1,011.61	1,630.47	775.40	1,484.94	178.37	43.22	472.39	18,743.78
44	Monroe	1,905.17	2,283.18	1,664.38	509.68	696.76	365.09	569.15	45.11	2.08	176.76	8,217.36
45	Nassau	2,807.55	3,517.65	2,646.42	606.39	909.20	534.13	98.00	45.46	7.65	399.09	11,571.54
46	Okaloosa	7,963.73	9,260.36	6,495.03	1,768.99	2,414.87	1,187.06	725.52	195.67	64.12	699.69	30,775.04
47	Okeechobee	1,197.81	1,672.31	1,256.67	407.42	699.24	457.16	577.37	3.04	2.37	188.93	6,462.32
48	Orange	42,181.49	54,568.22	42,653.19	7,581.58	15,269.32	10,443.46	20,533.59	2,713.66	367.07	2,672.58	198,984.16
49	Osceola	12,069.05	17,642.28	13,849.13	2,131.62	3,802.83	3,065.22	8,147.96	523.83	89.05	1,240.26	62,561.23
50	Palm Beach	35,478.69	48,783.22	42,073.81	13,265.13	18,218.26	7,839.31	18,073.91	969.54	325.48	4,292.92	189,320.27
51	Pasco	17,284.32	20,729.14	15,682.33	3,653.48	6,341.77	3,725.67	1,877.49	782.11	190.86	1,286.69	71,553.86
52	Pinellas	22,135.24	27,973.33	24,190.32	7,239.85	9,306.68	3,225.52	3,743.42	796.13	145.23	2,301.10	101,056.82
53	Polk	22,444.02	28,514.45	21,028.99	5,175.00	8,138.35	4,764.17	7,393.31	357.00	184.15	3,051.09	101,050.53
54	Putnam	2,681.16	3,266.50	1,927.56	767.32	999.09	622.81	373.93	17.00	5.76	259.30	10,920.43
55	St. Johns	8,641.89	10,954.48	8,580.72	2,396.06	4,114.50	2,312.40	143.43	209.42	58.47	623.04	38,034.41
56	St. Lucie	8,859.13	12,392.65	9,624.53	1,577.63	2,284.86	1,718.62	2,126.21	114.97	33.18	848.02	39,579.80
57	Santa Rosa	6,367.67	8,514.95	6,936.82	1,438.26	1,939.16	797.84	144.35	323.26	38.30	442.14	26,942.75
58	Sarasota	9,097.79	10,983.75	9,051.33	2,642.99	5,317.98	2,530.57	1,645.28	503.78	52.23	819.85	42,645.55
59	Seminole	15,086.67	18,068.80	15,415.15	3,912.58	6,754.13	3,837.21	2,106.83	299.96	34.88	1,538.43	67,054.64
60	Sumter	2,066.88	2,697.44	1,606.94	463.92	656.55	343.32	200.23	22.74	2.00	266.04	8,326.06
61	Suwannee	1,524.85	1,846.73	1,182.45	285.41	430.74	276.51	206.51	2.00	0.65	205.69	5,961.54
62	Taylor	819.74	781.90	572.64	197.97	180.49	80.84	-	5.71	1.54	-	2,640.83
63	Union	612.35	723.71	376.08	122.31	209.20	140.54	-	10.00	3.98	93.88	2,292.05
64	Volusia	14,252.03	17,118.54	12,763.63	3,554.88	5,836.21	3,762.65	2,286.19	790.69	53.91	1,850.15	62,268.88
65	Wakulla	1,181.32	1,544.03	1,090.34	576.82	321.64	233.13	4.51	19.50	4.78	161.53	5,137.60
66	Walton	2,461.99	2,957.58	2,054.90	393.33	477.86	220.98	228.07	2.00	0.58	119.72	8,917.01
67	Washington	775.00	912.05	650.57	201.58	294.41	187.59	18.61	24.94	7.59	61.22	3,133.56
68	Wash Spec	-	7.63	91.97	-	7.55	37.65	2.20	-	-	18.30	165.30
69	FAMU	182.63	183.80	112.70	5.51	9.23	7.27	-	-	-	7.56	511.46
70	FAU PB	206.07	337.26	506.77	22.26	33.50	6.94	13.71	-	0.24	-	1,126.75
71	FAU STL	517.54	736.10	1.00	49.53	79.54	1.00	28.04	6.48	-	-	1,419.23
72	FSU Brow	348.09	189.42	3.00	55.38	79.32	-	14.80	-	-	-	690.01
73	FSU Leon	317.52	627.29	508.25	43.01	82.56	62.64	14.94	-	-	46.16	1,702.37
74	UF	197.98	424.10	398.89	18.01	37.80	58.30	-	-	0.78	2.51	1,138.37
75	FLVS	1,881.47	6,356.76	22,250.11	115.07	278.45	113.39	-	-	-	1,218.21	32,213.46
99	Florida	608,517.46	772,547.70	613,035.27	156,946.24	240,666.87	139,128.00	186,478.33	20,424.20	3,706.66	63,414.44	2,804,865.17

FTE  
FY2017-18 Final by Program

Dist	District	Prog 101	Prog 102	Prog 103	Prog 111	Prog 112	Prog 113	Prog 130	Prog 254	Prog 255	Prog 300	Total
1	Alachua	7,379.79	7,116.86	6,182.59	2,088.76	3,828.20	1,286.56	588.19	54.59	12.92	503.54	29,042.00
2	Baker	1,338.61	1,647.17	908.41	245.90	284.44	135.82	10.30	17.01	2.30	313.33	4,903.29
3	Bay	6,748.05	8,057.61	5,766.44	1,779.13	2,178.61	960.12	529.62	624.38	89.35	650.41	27,383.72
4	Bradford	775.63	790.70	541.84	330.80	350.79	193.37	-	21.42	5.72	78.55	3,088.82
5	Brevard	16,440.24	19,608.22	15,040.33	4,604.52	8,009.01	4,920.08	1,452.01	831.23	107.89	1,453.26	72,466.79
6	Broward	56,695.17	76,338.10	57,891.86	13,519.12	20,435.55	12,444.58	23,245.17	1,719.85	449.15	6,595.24	269,333.79
7	Calhoun	510.67	679.13	434.92	174.65	197.31	110.25	4.74	19.24	2.40	67.45	2,200.76
8	Charlotte	3,160.20	4,050.93	3,950.43	902.90	1,528.11	826.77	255.80	247.96	11.24	487.68	15,422.02
9	Citrus	3,771.22	4,691.01	3,556.38	730.87	1,163.77	511.25	118.69	101.93	3.37	423.47	15,071.96
10	Clay	7,376.19	9,826.67	8,720.98	3,016.57	4,567.86	1,998.17	480.47	372.87	28.55	906.28	37,294.61
11	Collier	8,594.03	12,752.83	9,485.55	1,884.06	3,888.93	2,852.88	5,288.57	491.32	62.94	1,004.46	46,305.57
12	Columbia	2,741.58	3,120.74	1,887.55	678.19	734.67	401.47	74.18	21.50	3.36	413.80	10,077.04
13	Miami-Dade	64,488.67	88,518.45	69,086.46	18,778.01	34,304.83	23,948.79	40,179.25	1,994.01	270.34	8,114.15	349,682.96
14	DeSoto	1,218.39	1,497.68	973.16	319.64	305.83	204.57	267.37	3.00	0.84	105.71	4,896.19
15	Dixie	585.88	629.15	349.05	194.01	205.03	130.40	-	15.00	1.44	57.12	2,167.08
16	Duval	33,310.14	37,269.94	25,955.20	8,351.51	11,483.48	5,557.41	3,945.56	967.55	225.87	1,647.53	128,714.19
17	Escambia	10,334.82	11,212.43	7,516.00	2,421.57	4,049.05	2,333.62	353.68	219.54	145.02	1,221.36	39,807.09
18	Flagler	3,000.97	3,983.74	3,222.55	535.13	939.99	551.08	250.50	38.47	3.76	356.81	12,883.00
19	Franklin	351.06	408.61	200.98	88.05	105.56	45.59	15.45	17.59	4.00	23.19	1,260.08
20	Gadsden	1,253.44	1,552.84	927.68	250.28	352.70	186.27	303.92	45.45	2.00	94.69	4,969.27
21	Gilchrist	601.09	718.09	459.53	224.58	205.66	180.33	38.78	40.75	4.68	88.38	2,561.87
22	Glades	464.12	601.20	211.90	138.32	142.92	41.86	62.09	11.51	-	17.74	1,691.66
23	Gulf	457.00	582.17	422.82	129.33	153.01	98.79	10.32	32.01	6.95	28.94	1,921.34
24	Hamilton	405.68	539.12	277.58	60.64	88.35	37.20	98.29	3.50	0.62	58.97	1,569.95
25	Hardee	1,299.33	1,652.56	1,063.37	224.78	367.53	201.39	245.69	9.00	2.22	143.42	5,209.29
26	Hendry	1,569.06	2,107.18	1,427.14	323.28	473.80	368.21	514.45	30.27	8.22	292.04	7,113.65
27	Hernando	5,337.54	7,122.48	5,089.13	1,346.01	1,493.72	890.81	371.06	163.70	40.15	530.03	22,384.63
28	Highlands	2,961.27	3,816.83	2,541.87	764.33	920.05	538.89	449.70	30.01	8.64	356.43	12,388.02
29	Hillsborough	47,843.34	58,188.39	44,422.03	12,819.50	19,472.71	7,873.74	15,923.18	1,567.27	273.07	5,244.34	213,627.57
30	Holmes	826.77	1,082.52	625.88	161.16	208.95	97.11	-	2.00	0.76	132.81	3,137.96
31	Indian River	3,978.38	5,300.11	3,902.76	822.02	1,418.89	908.49	614.73	129.11	19.11	380.09	17,473.69
32	Jackson	1,518.80	1,994.57	1,350.69	412.49	413.26	193.32	63.20	94.41	8.37	261.31	6,310.42
33	Jefferson	213.91	256.26	145.87	34.41	26.38	20.02	12.02	3.49	1.00	15.93	729.29
34	Lafayette	265.52	355.75	212.04	73.63	96.97	44.65	48.79	2.00	1.04	78.03	1,178.42
35	Lake	10,362.67	13,130.58	8,781.52	2,144.93	3,162.97	1,997.49	1,352.80	446.62	48.08	1,215.48	42,643.14
36	Lee	21,534.62	25,994.74	19,082.08	3,978.52	7,604.50	5,238.54	5,768.49	384.82	59.57	2,221.96	91,867.84
37	Leon	8,574.18	10,306.34	7,460.08	2,509.03	2,472.32	1,481.55	382.45	289.23	37.87	501.40	34,014.45
38	Levy	1,397.37	1,688.55	861.53	361.80	532.52	359.16	106.02	17.08	1.28	174.28	5,499.59
39	Liberty	281.75	461.99	249.62	107.92	99.33	52.94	10.54	36.70	5.70	60.05	1,366.54
40	Madison	697.56	801.02	506.31	210.82	220.10	130.59	4.58	0.50	-	111.28	2,682.76
41	Manatee	10,205.64	13,734.66	9,541.02	3,232.10	4,406.45	2,785.71	3,242.12	222.62	54.09	1,029.97	48,454.38
42	Marion	9,868.87	12,470.87	8,465.99	2,449.42	3,743.55	2,601.24	1,527.53	139.66	21.96	1,382.17	42,671.26
43	Martin	3,637.88	5,106.61	4,456.72	1,039.53	1,587.77	757.67	1,382.94	40.18	180.10	472.97	18,662.37
44	Monroe	1,818.05	2,277.09	1,630.02	498.47	731.26	382.10	578.91	48.63	6.06	154.73	8,125.32
45	Nassau	2,903.29	3,575.20	2,610.70	659.34	940.63	576.71	101.61	48.72	9.69	385.04	11,810.93
46	Okaloosa	7,914.38	9,480.89	6,458.96	1,837.95	2,621.40	1,212.63	731.45	218.56	46.43	715.13	31,237.78
47	Okeechobee	1,136.93	1,663.59	1,231.61	433.20	751.76	442.57	524.12	7.50	1.62	184.01	6,376.91
48	Orange	42,469.26	56,095.07	43,010.33	7,472.40	15,545.38	10,478.66	22,266.17	2,870.64	356.91	3,384.71	203,949.53
49	Osceola	12,380.70	18,596.16	14,302.20	2,342.92	4,188.75	3,234.53	8,947.81	551.85	82.31	1,383.17	66,010.40
50	Palm Beach	35,736.23	49,315.98	42,102.09	12,619.01	18,669.27	7,859.39	17,923.68	1,059.60	330.78	4,282.89	189,898.92
51	Pasco	17,230.96	21,326.43	16,241.70	3,770.08	6,651.69	3,914.27	1,852.97	808.58	160.39	1,106.14	73,063.21
52	Pinellas	21,578.77	27,603.64	22,516.15	7,090.49	9,657.80	4,000.93	3,649.85	839.71	129.13	2,850.98	99,917.45
53	Polk	22,539.65	29,033.89	21,156.59	5,325.48	8,737.55	5,064.60	7,192.12	386.64	206.50	3,219.82	102,862.84
54	Putnam	2,480.49	3,170.90	1,923.50	801.49	1,112.78	580.98	381.62	18.00	5.28	312.75	10,787.79
55	St. Johns	9,222.27	11,356.12	8,682.76	2,263.73	4,465.53	2,450.04	182.80	243.64	71.92	646.18	39,584.99
56	St. Lucie	8,593.66	12,425.00	9,650.03	1,648.91	2,451.86	1,727.20	2,358.34	109.49	28.43	871.83	39,864.75
57	Santa Rosa	6,404.07	8,621.21	6,817.00	1,477.48	2,174.24	944.14	154.89	352.89	35.58	464.91	27,446.41
58	Sarasota	9,052.16	11,161.46	9,056.08	2,697.05	5,199.22	2,574.36	1,538.74	533.87	47.78	784.72	42,645.44
59	Seminole	14,891.35	18,108.66	14,918.54	3,960.01	7,130.73	4,178.24	2,229.05	264.97	35.81	1,563.67	67,281.03
60	Sumter	2,072.27	2,734.48	1,634.86	496.53	691.65	374.18	146.02	33.63	2.56	251.93	8,438.11
61	Suwannee	1,496.34	1,820.73	1,130.15	314.09	474.86	271.65	212.89	1.50	1.21	213.21	5,936.63
62	Taylor	782.58	833.24	484.01	217.74	175.30	75.74	-	4.00	0.42	63.20	2,636.23
63	Union	580.76	731.95	347.78	148.32	204.51	130.10	-	11.18	3.71	101.77	2,260.08
64	Volusia	14,032.34	17,432.99	12,456.63	3,454.08	5,884.59	3,900.90	2,303.51	798.01	49.38	1,820.00	62,132.43
65	Wakulla	1,141.69	1,570.30	1,096.45	570.81	325.14	252.41	1.70	17.50	3.89	176.25	5,156.14
66	Walton	2,447.78	3,100.40	2,159.11	432.18	525.67	230.21	247.33	2.10	2.42	106.46	9,253.66
67	Washington	759.66	927.83	750.42	194.14	328.14	217.13	14.45	24.40	8.59	89.21	3,313.97
68	Wash Spec	-	-	-	-	-	-	-	-	-	-	-
69	FAMU	198.73	207.09	143.13	7.55	16.18	5.47	1.63	-	-	1.96	581.74
70	FAU PB	206.04	319.33	537.88	20.00	35.44	8.85	10.56	-	0.06	-	1,138.16
71	FAU STL	514.07	717.28	1.00	52.00	85.00	1.00	28.94	7.50	-	-	1,406.79
72	FSU Brow	367.77	160.67	3.00	62.49	80.19	-	13.37	-	-	-	687.49
73	FSU Leon	318.76	602.50	524.50	45.09	91.53	54.38	17.92	-	-	50.26	1,704.94
74	UF	198.04	424.16	402.33	18.02	40.00	48.20	-	-	0.90	2.94	1,134.59
75	FLVS	2,324.97	7,332.68	22,654.25	123.54	315.19	157.05	-	-	-	1,050.08	33,957.76
99	Florida	608,171.12	784,492.32	610,789.60	155,516.81	248,528.67	141,847.37	183,205.69	20,783.46	3,843.70	65,554.00	2,822,732.74

FTE  
FY2018-19 Final by Program

Dist	District	Prog 101	Prog 102	Prog 103	Prog 111	Prog 112	Prog 113	Prog 130	Prog 254	Prog 255	Prog 300	Total
1	Alachua	7,212.27	7,200.26	6,178.51	2,155.12	3,892.21	1,280.85	604.94	47.81	17.24	489.56	29,078.77
2	Baker	1,287.03	1,649.00	884.63	259.25	307.34	154.90	10.87	30.70	2.14	305.56	4,891.42
3	Bay	6,159.62	7,642.61	5,465.92	1,622.16	2,104.29	923.63	526.98	578.90	87.22	635.78	25,747.11
4	Bradford	750.47	792.35	490.34	308.95	369.74	176.25	0.27	25.25	5.25	103.06	3,021.93
5	Brevard	16,346.14	19,570.93	14,806.73	4,730.88	8,184.74	5,131.68	1,483.14	838.65	114.27	1,438.53	72,645.69
6	Broward	55,417.26	75,485.32	56,362.05	14,558.47	21,952.12	13,431.28	21,709.97	1,753.23	509.71	6,627.38	267,806.79
7	Calhoun	487.65	700.77	405.25	162.16	180.51	99.08	3.44	19.32	2.98	64.64	2,125.80
8	Charlotte	3,254.90	4,032.61	3,846.38	941.57	1,615.35	838.43	251.03	227.00	11.15	460.29	15,478.71
9	Citrus	3,720.82	4,677.60	3,500.21	766.65	1,206.40	526.79	118.14	109.23	5.29	461.73	15,092.86
10	Clay	7,618.88	9,909.04	8,627.63	3,063.27	4,753.77	2,049.04	501.38	353.18	31.35	872.81	37,780.35
11	Collier	8,542.39	12,723.27	9,778.24	2,059.20	4,060.42	2,813.43	5,139.99	548.23	67.71	1,053.38	46,786.26
12	Columbia	2,746.89	3,100.77	1,849.85	650.09	735.50	421.92	82.42	25.20	3.44	403.07	10,019.15
13	Miami-Dade	62,999.49	88,034.12	67,778.06	19,586.88	35,618.51	23,584.81	37,314.26	2,467.53	317.95	7,849.26	345,550.87
14	DeSoto	1,203.76	1,508.77	931.16	315.06	297.99	211.81	237.87	1.50	0.40	137.02	4,845.34
15	Dixie	577.64	661.08	352.81	203.21	189.24	137.82	-	8.00	1.19	65.14	2,196.13
16	Duval	32,656.99	36,930.42	25,284.82	8,424.29	12,451.12	6,005.34	4,540.98	972.47	234.28	1,621.92	129,122.63
17	Escambia	10,183.97	11,333.13	7,225.26	2,438.14	4,077.82	2,374.83	346.76	212.23	129.36	1,298.37	39,619.87
18	Flagler	2,857.53	4,017.26	3,200.19	567.79	973.34	586.05	258.20	55.68	9.78	323.04	12,848.86
19	Franklin	322.43	403.44	198.20	79.55	114.55	50.24	19.04	15.75	2.50	36.59	1,242.29
20	Gadsden	1,213.95	1,566.57	923.47	244.47	338.45	211.63	233.39	41.10	2.40	80.65	4,856.08
21	Gilchrist	621.53	739.45	462.32	270.92	219.67	156.50	40.57	38.01	3.31	91.84	2,644.12
22	Glades	456.05	639.52	222.56	165.33	152.25	46.17	46.66	7.50	-	14.06	1,750.10
23	Gulf	424.54	568.05	385.24	151.12	146.75	92.54	10.04	36.50	6.48	28.79	1,850.05
24	Hamilton	388.64	540.03	287.99	58.61	77.85	44.81	89.36	3.50	1.00	49.18	1,540.97
25	Hardee	1,251.22	1,598.97	1,037.19	221.10	363.45	208.39	244.91	12.00	1.05	134.84	5,073.12
26	Hendry	1,559.95	2,080.03	1,446.80	323.78	451.58	377.84	533.41	29.02	11.35	286.96	7,100.72
27	Hernando	5,457.50	7,134.23	5,108.52	1,469.56	1,572.41	951.90	346.97	136.25	36.79	511.19	22,725.32
28	Highlands	2,858.90	3,740.26	2,479.25	771.26	1,007.48	585.69	441.00	30.93	10.76	346.16	12,271.69
29	Hillsborough	48,217.95	59,582.44	44,083.58	12,882.75	20,089.97	7,868.22	15,157.97	1,828.38	276.77	5,441.16	215,429.19
30	Holmes	795.51	1,105.85	606.71	167.86	210.22	101.91	8.67	2.00	1.08	126.73	3,126.54
31	Indian River	3,876.23	5,206.64	3,926.64	918.10	1,447.28	925.04	599.38	123.86	29.99	364.87	17,418.03
32	Jackson	1,453.92	1,968.71	1,313.13	417.86	412.24	205.41	74.72	90.28	3.78	247.94	6,187.99
33	Jefferson	183.31	244.06	139.95	62.10	68.23	18.92	18.56	10.78	0.50	12.63	759.04
34	Lafayette	248.67	357.70	217.00	80.81	106.65	48.13	52.72	1.97	1.09	72.79	1,187.53
35	Lake	10,614.79	13,348.99	8,858.68	2,245.64	3,257.77	2,090.36	1,274.98	426.43	47.75	1,243.50	43,408.89
36	Lee	21,240.57	26,508.53	19,027.02	3,905.05	7,466.82	5,268.66	6,776.15	403.39	52.79	2,246.24	92,895.22
37	Leon	8,405.76	10,236.15	7,435.46	2,520.39	2,618.28	1,491.40	440.45	267.78	36.66	580.77	34,033.10
38	Levy	1,360.78	1,684.52	838.96	376.01	505.92	320.45	113.27	14.34	1.96	168.22	5,384.43
39	Liberty	271.51	422.64	245.24	106.15	98.95	52.84	10.60	28.11	7.49	62.83	1,306.36
40	Madison	687.49	783.10	535.65	184.31	212.28	109.59	4.83	-	-	84.60	2,601.85
41	Manatee	10,400.55	13,963.11	9,538.72	3,174.69	4,470.43	2,756.88	3,234.42	216.42	79.79	1,017.60	48,852.61
42	Marion	9,799.36	12,594.18	8,253.42	2,379.55	3,792.55	2,585.21	1,461.34	225.94	30.50	1,369.34	42,489.74
43	Martin	3,520.67	5,029.04	4,380.56	1,103.42	1,523.58	754.82	1,379.38	33.48	176.96	477.00	18,378.91
44	Monroe	1,798.15	2,221.94	1,586.74	544.00	807.06	417.17	531.70	52.77	9.08	185.73	8,154.34
45	Nassau	2,978.41	3,709.78	2,539.15	719.73	966.80	606.06	106.82	57.72	10.84	426.59	12,121.90
46	Okaloosa	7,782.50	9,556.51	6,515.40	1,919.15	2,693.96	1,252.68	809.74	206.69	38.93	673.88	31,449.44
47	Okeechobee	1,165.48	1,664.42	1,219.31	420.75	784.11	448.86	516.65	8.49	2.24	177.74	6,408.05
48	Orange	42,690.51	56,839.98	43,000.43	7,536.47	15,656.15	10,657.39	22,877.00	3,115.54	384.22	3,693.15	206,450.84
49	Osceola	12,707.63	18,960.83	14,272.52	2,474.49	4,561.81	3,374.35	9,096.66	470.09	125.63	1,588.29	67,632.30
50	Palm Beach	36,031.42	49,861.94	41,499.56	12,580.05	19,043.29	7,957.05	17,480.25	1,107.19	383.58	4,201.25	190,145.58
51	Pasco	17,544.24	21,585.58	16,509.33	3,923.77	6,838.13	3,563.48	1,940.47	882.75	168.17	1,368.00	74,323.92
52	Pinellas	21,061.37	26,890.94	22,107.65	6,999.01	9,981.63	4,225.54	3,528.64	1,049.75	187.50	2,941.04	98,973.07
53	Polk	22,970.51	29,073.62	21,080.88	5,475.15	9,391.99	5,565.84	6,884.57	437.81	224.38	3,200.48	104,305.23
54	Putnam	2,377.34	3,095.25	1,824.54	815.04	1,205.38	587.27	392.61	21.99	7.20	344.77	10,671.39
55	St. Johns	9,501.11	11,718.60	8,825.06	2,422.35	4,624.24	2,697.55	199.17	339.60	79.26	712.27	41,119.21
56	St. Lucie	8,728.79	12,586.40	9,661.39	1,739.78	2,607.96	1,732.36	2,345.06	103.04	21.17	858.37	40,384.32
57	Santa Rosa	6,534.73	8,710.24	6,567.43	1,466.11	2,292.89	1,354.88	164.19	361.43	37.56	467.28	27,956.74
58	Sarasota	8,918.22	11,268.54	9,034.43	2,803.97	5,198.77	2,822.04	1,453.48	545.96	51.05	861.70	42,958.16
59	Seminole	14,975.43	17,880.55	14,581.35	3,921.39	7,330.55	4,467.49	2,181.63	265.03	31.36	1,612.21	67,246.99
60	Sumter	2,091.95	2,735.61	1,687.77	510.82	738.06	410.23	140.19	34.93	1.37	247.80	8,598.73
61	Suwannee	1,414.97	1,817.49	1,095.03	351.27	482.51	294.32	228.85	2.00	0.35	233.55	5,920.34
62	Taylor	696.30	861.91	468.22	218.26	202.14	76.35	-	5.05	2.07	43.34	2,573.64
63	Union	612.24	717.48	339.97	147.50	217.19	124.93	-	8.90	3.00	100.46	2,271.67
64	Volusia	13,912.30	17,402.94	12,270.80	3,597.81	6,008.35	3,928.86	2,275.23	798.97	39.30	1,791.97	62,026.53
65	Wakulla	1,128.66	1,537.80	1,097.04	501.06	342.87	254.85	5.44	19.83	4.50	151.46	5,043.51
66	Walton	2,527.21	3,181.14	2,171.43	456.58	601.91	244.49	288.94	9.13	2.51	146.36	9,629.70
67	Washington	774.43	943.24	689.92	225.58	344.08	258.73	7.97	33.48	15.11	82.88	3,375.42
68	Wash Spec	-	-	-	-	-	-	-	-	-	-	-
69	FAMU	203.22	230.64	139.21	9.00	22.02	10.40	2.96	-	-	5.17	622.62
70	FAU PB	195.92	324.87	554.50	24.00	27.09	10.82	9.26	-	-	-	1,146.46
71	FAU STL	513.66	713.71	1.00	44.47	91.94	1.50	39.90	4.00	-	-	1,410.18
72	FSU Brow	366.84	169.80	-	74.78	69.52	7.00	19.34	0.50	-	-	707.78
73	FSU Leon	329.38	608.32	516.26	40.50	85.52	63.19	17.10	-	-	62.88	1,723.15
74	UF	192.38	382.80	390.51	23.00	79.54	69.92	-	0.43	-	8.18	1,146.76
75	FLVS	2,032.44	8,203.82	24,228.01	66.00	288.12	229.41	20.30	-	-	1,174.73	36,242.83
99	Florida	604,413.22	787,472.21	605,395.14	159,143.72	257,281.60	145,786.50	179,307.55	22,240.90	4,203.84	66,668.55	2,831,913.23

FTE  
FY2019-20 Final by Program

Dist	District	Prog 101	Prog 102	Prog 103	Prog 111	Prog 112	Prog 113	Prog 130	Prog 254	Prog 255	Prog 300	Total
1	Alachua	7,340.37	7,294.34	6,198.94	2,143.40	3,853.76	1,337.31	593.11	47.82	10.14	502.23	29,321.42
2	Baker	1,325.51	1,554.62	875.21	274.04	339.59	164.48	8.29	31.28	1.04	301.96	4,876.02
3	Bay	5,714.92	7,274.96	5,410.68	1,559.24	1,933.46	925.46	620.25	537.65	106.33	575.35	24,658.30
4	Bradford	753.33	775.90	499.27	293.47	377.76	163.22	2.06	22.35	2.30	82.90	2,972.56
5	Brevard	16,544.21	19,690.07	14,558.89	4,893.19	8,256.19	5,280.15	1,466.16	852.79	109.18	1,455.29	73,106.12
6	Broward	56,355.11	74,798.64	56,159.47	14,691.92	22,472.18	13,962.32	20,460.20	1,853.30	578.14	6,591.90	267,923.18
7	Calhoun	463.88	690.61	414.42	170.06	182.79	99.52	4.72	19.67	2.39	66.16	2,114.22
8	Charlotte	3,351.24	4,035.08	3,733.78	1,057.90	1,656.13	881.45	239.47	179.41	11.84	467.68	15,613.98
9	Citrus	3,876.91	4,719.35	3,423.20	815.94	1,226.36	523.47	88.44	110.34	7.16	479.31	15,270.48
10	Clay	7,709.41	10,049.11	8,532.24	3,192.64	4,850.53	2,152.04	511.31	350.66	35.14	904.75	38,287.83
11	Collier	8,768.93	12,869.90	9,680.31	2,105.71	4,131.92	2,954.27	5,019.79	588.32	73.86	1,018.25	47,211.26
12	Columbia	2,730.29	3,178.84	1,831.94	642.66	739.24	394.14	87.94	42.13	2.42	416.17	10,065.77
13	Dade	62,507.01	87,158.29	66,447.07	20,683.93	36,939.98	23,269.60	36,961.89	2,542.92	342.09	7,912.99	344,765.77
14	De Soto	1,205.98	1,550.96	932.33	277.11	289.11	206.21	250.46	2.50	0.86	137.53	4,853.05
15	Dixie	574.02	690.82	357.23	204.04	178.10	138.87	5.86	6.50	1.05	65.37	2,221.86
16	Duval	33,184.92	36,459.53	24,827.19	8,286.78	12,818.39	6,523.44	5,193.07	994.46	242.17	1,698.93	130,228.88
17	Escambia	10,154.92	11,346.04	7,207.85	2,476.90	4,048.12	2,435.53	389.34	208.63	122.09	1,254.06	39,643.48
18	Franklin	2,831.69	3,998.47	3,163.96	601.85	950.75	629.38	252.29	64.84	11.14	328.99	12,833.36
19	Franklin	300.84	409.29	203.35	93.21	120.16	40.98	22.97	13.59	2.53	33.10	1,240.02
20	Gadsden	1,197.53	1,550.68	887.90	228.11	348.18	210.52	241.47	54.53	4.09	89.08	4,812.09
21	Gilchrist	666.48	742.34	484.75	265.63	238.01	145.10	42.37	45.11	2.50	93.72	2,726.01
22	Glades	472.78	663.06	186.45	169.83	159.04	55.55	51.81	9.00	0.50	16.88	1,784.90
23	Gulf	427.70	565.67	385.47	144.49	158.61	88.45	12.71	39.63	5.45	33.04	1,861.22
24	Hamilton	392.41	525.94	311.54	41.57	88.89	51.29	103.85	4.00	3.00	48.47	1,570.96
25	Hardee	1,277.91	1,642.21	1,021.47	199.08	346.13	222.98	207.04	11.00	0.87	130.16	5,058.85
26	Hendry	1,897.15	2,650.67	1,698.16	317.50	522.32	386.35	426.63	30.45	16.19	299.99	8,245.41
27	Hernando	5,457.31	7,196.78	5,180.71	1,495.14	1,633.54	1,006.58	322.69	148.41	39.40	510.66	22,991.22
28	Highlands	2,916.21	3,691.26	2,421.70	809.40	949.39	603.91	376.00	30.70	11.52	347.60	12,157.69
29	Hillsborough	49,520.47	61,406.03	44,634.12	13,214.99	20,317.23	7,797.52	14,496.64	1,905.03	292.88	5,411.69	218,996.60
30	Holmes	798.41	1,066.18	627.15	146.30	209.75	116.98	6.87	2.00	1.26	122.79	3,097.69
31	Indian River	3,835.83	5,204.63	3,837.44	993.49	1,427.22	976.65	634.71	127.62	33.99	371.47	17,443.05
32	Jackson	1,471.83	1,874.64	1,292.52	454.10	438.39	194.71	67.12	84.23	4.49	249.40	6,131.43
33	Jefferson	181.20	231.31	143.74	60.01	71.99	29.29	19.54	12.32	0.07	11.46	760.93
34	Lafayette	260.63	357.32	204.39	84.35	103.41	66.68	50.61	2.00	1.62	72.17	1,203.18
35	Lake	11,053.55	13,624.18	8,864.85	2,335.25	3,382.61	2,211.61	1,234.61	447.69	40.47	1,277.86	44,472.68
36	Lee	21,101.35	27,088.41	19,265.48	4,016.16	7,292.84	5,359.43	7,525.22	442.54	56.43	2,221.41	94,369.27
37	Leon	8,502.98	10,040.14	7,244.25	2,484.59	2,650.19	1,564.25	485.57	234.76	31.51	643.73	33,881.97
38	Levy	1,336.94	1,685.00	868.83	400.93	545.52	300.48	108.05	11.00	2.26	166.24	5,425.25
39	Liberty	269.68	417.34	238.32	106.76	102.09	50.99	7.88	20.38	6.00	53.99	1,273.43
40	Madison	685.15	777.13	462.62	200.67	185.67	117.56	5.84	4.98	-	102.36	2,541.98
41	Manatee	10,526.60	14,112.62	9,516.13	3,199.89	4,515.29	2,827.12	3,329.15	198.93	83.96	1,126.75	49,436.44
42	Marion	10,025.51	12,727.44	8,501.19	2,239.19	3,689.71	2,580.73	1,365.31	606.73	101.84	1,370.70	43,208.35
43	Martin	3,718.14	5,246.62	4,377.27	1,117.83	1,457.06	741.55	1,416.83	31.02	150.86	469.79	18,726.97
44	Monroe	1,855.64	2,214.65	1,601.55	605.32	863.05	454.88	554.81	59.42	5.76	177.13	8,392.21
45	Nassau	3,089.22	3,763.52	2,542.92	722.38	905.86	664.91	110.63	58.07	11.60	424.51	12,293.62
46	Okaloosa	7,954.11	9,532.94	6,536.93	1,973.13	2,830.72	1,276.03	893.67	232.40	45.89	691.57	31,967.39
47	Okeechobee	1,325.43	1,609.20	1,219.30	415.17	803.38	525.83	446.54	12.50	1.51	195.15	6,554.01
48	Orange	44,856.72	57,413.53	42,856.91	7,034.52	15,420.06	10,745.46	22,037.42	3,244.98	415.66	3,725.42	207,750.68
49	Osceola	13,636.21	19,546.06	14,564.70	2,663.14	4,814.16	3,408.54	8,550.29	407.34	129.70	1,658.20	69,378.34
50	Palm Beach	36,909.25	50,299.43	41,493.92	12,588.99	19,206.64	8,169.36	18,017.01	1,227.58	425.48	4,199.18	192,536.84
51	Pasco	18,259.97	22,268.05	16,797.26	3,846.34	6,974.27	3,633.48	2,010.25	895.29	149.62	1,379.76	76,214.29
52	Pinellas	21,082.75	26,104.94	21,953.84	7,043.07	10,411.04	4,352.47	3,358.50	1,069.48	208.78	2,885.56	98,470.43
53	Polk	24,390.72	29,922.96	22,175.60	5,406.30	9,600.92	5,028.59	6,337.46	457.94	300.71	3,160.37	106,781.57
54	Putnam	2,425.16	2,948.99	1,780.13	781.84	1,247.29	645.57	390.14	14.54	7.49	350.82	10,591.97
55	St. Johns	10,020.96	12,174.83	9,085.03	2,603.55	4,812.98	2,925.65	179.89	383.16	91.50	759.08	43,036.63
56	St. Lucie	9,127.13	12,645.76	9,691.05	1,764.00	2,730.29	1,767.98	2,260.65	116.56	14.69	970.69	41,088.80
57	Santa Rosa	6,674.39	8,832.21	6,558.72	1,575.40	2,372.26	1,433.43	167.93	361.26	43.30	575.93	28,594.83
58	Sarasota	9,040.81	11,464.85	8,992.09	2,947.65	5,180.27	2,987.77	1,468.38	619.42	53.68	884.61	43,639.53
59	Seminole	15,355.77	17,641.23	14,010.11	3,949.19	7,543.97	4,724.74	2,161.58	269.93	37.19	1,606.88	67,300.59
60	Sumter	2,155.85	2,657.45	1,694.81	504.94	759.83	468.88	170.64	45.71	1.40	276.99	8,736.50
61	Suwannee	1,444.59	1,847.40	1,106.68	368.41	481.31	289.10	208.86	2.50	0.05	216.26	5,965.16
62	Taylor	743.54	865.62	445.19	227.49	229.29	85.80	-	8.00	3.11	35.55	2,643.59
63	Union	677.50	700.49	334.00	146.82	221.15	135.96	-	5.96	3.38	95.15	2,320.41
64	Volusia	14,630.29	18,354.98	12,369.11	3,262.56	5,310.49	3,490.20	2,099.25	721.42	45.46	1,837.06	62,120.82
65	Wakulla	1,189.11	1,521.67	1,036.17	458.71	363.42	263.61	3.83	26.90	10.00	161.46	5,034.88
66	Walton	2,606.90	3,280.55	2,280.44	517.45	700.75	263.85	369.86	17.02	5.24	135.97	10,178.03
67	Washington	825.33	945.24	646.37	219.91	345.62	252.47	8.65	36.50	12.18	79.83	3,372.10
68	Wash Spec	-	-	-	-	-	-	-	-	-	-	-
69	FAMU	167.02	239.34	148.94	3.50	21.00	12.77	2.37	-	-	3.00	597.94
70	FAU PB	193.43	340.14	591.73	24.46	34.99	11.50	10.92	-	-	-	1,207.17
71	FAU STL	517.45	731.66	2.00	43.50	99.00	2.00	48.26	4.00	-	-	1,447.87
72	FSU Brow	345.61	181.24	-	73.75	74.38	7.00	28.66	0.50	-	-	711.14
73	FSU Leon	358.56	601.81	521.85	-	91.58	60.76	17.29	-	-	78.84	1,770.23
74	UF	185.50	342.26	356.80	30.00	117.82	86.91	-	-	-	8.86	1,128.15
75	FLVS	2,337.41	9,374.39	25,690.54	55.20	336.50	275.53	19.17	-	-	1,169.75	39,258.49
99	<b>Florida</b>	<b>618,069.57</b>	<b>793,999.81</b>	<b>606,198.47</b>	<b>161,085.48</b>	<b>261,101.89</b>	<b>148,239.15</b>	<b>176,649.05</b>	<b>23,271.60</b>	<b>4,576.41</b>	<b>67,277.91</b>	<b>2,860,469.34</b>

**FTE  
FY2020-21 Final by Program**

Dist	District	Prog 101	Prog 102	Prog 103	Prog 111	Prog 112	Prog 113	Prog 130	Prog 254	Prog 255	Prog 300	TOTAL
1	Alachua	6,831.91	7,299.78	6,033.02	1,670.49	3,587.42	1,300.18	482.26	42.36	7.31	490.43	27,745.16
2	Baker	1,318.86	1,518.53	851.30	232.28	341.20	169.77	7.48	26.48	1.61	327.73	4,795.24
3	Bay	5,798.40	7,286.04	5,351.80	1,458.70	1,898.10	985.18	617.42	556.44	101.52	627.71	24,681.31
4	Bradford	642.74	701.23	401.51	251.95	327.68	159.76	4.75	14.50	0.06	92.41	2,596.59
5	Brevard	16,218.96	19,326.85	13,923.24	4,259.11	7,753.80	5,205.90	1,346.79	661.83	79.46	1,437.88	70,213.82
6	Broward	55,197.33	72,914.21	56,110.66	12,047.44	21,886.61	14,529.05	18,674.51	1,788.48	544.63	6,232.13	259,925.05
7	Calhoun	454.61	641.68	391.36	160.21	166.54	102.78	1.73	20.00	0.39	68.14	2,007.44
8	Charlotte	3,273.51	3,773.96	3,548.92	932.33	1,492.78	862.20	236.00	135.63	15.29	403.36	14,673.98
9	Citrus	3,812.04	4,672.97	3,553.41	771.23	1,200.84	586.58	90.07	93.45	3.78	445.77	15,230.14
10	Clay	7,943.12	9,688.48	8,494.00	2,814.74	4,710.02	2,134.67	505.96	331.48	30.06	853.92	37,506.45
11	Collier	8,256.80	12,363.76	9,529.95	1,757.66	4,109.19	2,979.51	4,542.40	554.04	70.87	1,017.94	45,182.12
12	Columbia	2,695.70	3,068.40	1,797.05	567.30	727.55	406.09	72.22	32.06	1.91	442.71	9,810.99
13	Dade	62,016.84	84,826.31	66,942.51	17,435.53	37,153.66	23,726.88	32,202.24	2,499.68	321.98	7,778.71	334,904.34
14	De Soto	1,048.58	1,542.19	910.74	235.60	316.80	170.93	199.65	2.68	0.35	120.84	4,548.36
15	Dixie	523.89	659.81	330.79	190.44	153.84	116.91	6.12	7.50	0.35	63.70	2,053.35
16	Duval	32,476.51	35,245.95	24,904.80	7,080.73	12,764.89	6,986.97	5,040.15	938.01	223.12	1,571.83	127,232.96
17	Escambia	9,923.33	10,931.74	7,016.11	2,162.89	3,781.20	2,527.41	354.73	165.10	105.23	1,213.26	38,181.00
18	Flagler	2,897.61	3,932.46	3,033.81	537.45	911.77	631.61	261.13	65.54	21.00	284.28	12,576.66
19	Franklin	301.21	368.21	185.00	88.89	133.11	43.04	17.08	9.50	2.50	35.70	1,184.24
20	Gadsden	1,155.04	1,538.14	898.12	209.35	338.26	219.39	170.73	44.68	4.18	74.51	4,652.40
21	Gilchrist	638.45	741.48	471.45	254.44	224.28	128.68	29.63	43.37	6.08	83.14	2,621.00
22	Glades	471.37	658.02	198.01	129.54	152.14	47.33	43.15	7.48	0.54	16.14	1,723.72
23	Gulf	397.94	532.69	400.60	133.13	156.77	99.11	13.82	33.00	2.50	24.11	1,793.67
24	Hamilton	343.93	544.35	323.53	39.18	88.97	53.34	81.13	3.85	2.78	43.81	1,524.87
25	Hardee	1,258.61	1,570.08	988.90	199.64	336.45	230.84	175.90	7.00	2.35	132.33	4,902.10
26	Hendry	2,941.44	3,945.58	2,323.03	421.03	714.99	501.09	503.70	28.94	13.63	407.97	11,801.40
27	Hernando	5,333.86	7,265.38	5,207.31	1,301.60	1,476.34	928.23	325.23	164.05	41.58	492.64	22,536.22
28	Highlands	2,851.60	3,637.45	2,246.05	745.76	997.91	551.50	315.70	29.47	12.12	333.04	11,720.60
29	Hillsborough	48,860.27	61,396.30	44,506.83	11,378.87	20,094.10	7,974.66	13,570.06	1,868.09	275.10	5,417.62	215,341.90
30	Holmes	759.08	974.29	605.70	139.56	180.53	110.24	4.78	1.00	1.05	111.42	2,887.65
31	Indian River	3,747.30	5,121.48	3,969.14	895.44	1,455.83	929.40	561.63	117.30	24.29	255.12	17,076.93
32	Jackson	1,457.95	1,713.82	1,251.52	426.07	425.16	200.92	59.66	77.05	4.24	247.01	5,863.40
33	Jefferson	192.41	206.75	132.63	36.51	65.54	25.18	31.38	9.51	-	-	699.91
34	Lafayette	237.54	334.44	191.64	80.60	109.27	78.45	43.49	2.00	1.36	62.18	1,140.97
35	Lake	10,630.32	13,057.16	8,226.49	2,071.52	3,256.00	2,171.08	1,051.76	327.36	28.39	1,015.33	41,835.41
36	Lee	20,459.38	27,053.24	19,402.24	3,210.03	6,762.42	5,317.53	7,727.00	647.31	44.44	2,098.53	92,722.12
37	Leon	8,045.63	9,693.61	6,911.22	2,176.02	2,618.00	1,522.66	436.70	204.38	20.24	603.97	32,232.43
38	Levy	1,371.03	1,668.33	887.38	350.81	516.18	289.91	111.06	8.85	1.47	180.48	5,385.50
39	Liberty	266.49	369.40	252.82	92.68	98.14	57.98	7.01	17.92	6.66	42.33	1,211.43
40	Madison	609.30	738.62	437.65	163.68	179.18	126.60	10.14	6.50	1.00	94.77	2,367.44
41	Manatee	10,546.28	13,949.91	9,982.13	2,900.88	4,280.89	2,946.71	2,906.94	199.17	80.37	1,032.41	48,825.69
42	Marion	9,665.07	12,515.85	8,295.48	1,891.00	3,509.62	2,442.97	1,486.00	599.30	88.20	1,247.36	41,740.85
43	Martin	3,469.64	5,137.32	4,319.19	991.61	1,437.33	707.77	1,340.69	28.87	143.32	473.15	18,048.89
44	Monroe	1,676.75	2,117.91	1,567.23	494.53	855.26	507.95	545.01	52.49	12.61	157.03	7,986.77
45	Nassau	2,957.77	3,708.17	2,516.95	676.54	869.09	672.46	111.26	56.90	8.35	405.35	11,982.84
46	Okaloosa	7,721.03	9,370.67	6,593.42	1,744.88	2,786.35	1,381.15	874.28	230.62	56.62	590.56	31,349.58
47	Okeechobee	1,268.47	1,479.94	1,030.63	368.65	755.99	426.76	360.68	9.88	1.08	147.10	5,849.18
48	Orange	42,969.42	55,759.99	44,361.58	5,862.23	15,176.75	11,025.12	19,518.95	3,085.16	427.75	2,307.88	200,494.83
49	Osceola	14,206.36	19,793.04	14,535.40	2,345.47	4,995.57	3,517.14	7,815.45	409.54	113.22	1,430.98	69,662.17
50	Palm Beach	35,979.76	49,096.39	41,362.32	10,624.22	18,699.68	8,570.25	16,667.29	1,144.76	370.10	4,361.52	186,876.29
51	Pasco	18,354.18	22,744.70	16,397.98	3,221.72	6,739.52	4,144.71	1,956.37	957.51	130.19	1,457.83	76,104.71
52	Pinellas	20,688.14	25,144.58	22,135.40	6,114.26	10,293.69	4,227.32	3,044.85	965.93	170.16	2,860.79	95,645.12
53	Polk	23,857.47	29,286.55	21,326.46	4,712.85	9,513.87	6,181.33	6,026.60	398.99	302.97	3,059.69	104,666.78
54	Putnam	2,338.30	2,817.23	1,745.08	663.89	1,217.36	705.63	375.85	14.00	7.80	311.65	10,196.79
55	St. Johns	10,348.14	12,441.76	9,412.11	2,350.30	4,864.85	3,164.45	250.17	389.18	77.69	759.96	44,058.61
56	St. Lucie	9,138.62	12,758.71	9,761.19	1,574.00	2,913.84	1,818.56	2,068.00	98.66	11.00	1,015.37	41,157.95
57	Santa Rosa	6,218.36	8,256.77	6,258.93	1,363.35	2,124.39	1,497.56	132.38	286.11	47.36	489.87	26,675.08
58	Sarasota	8,771.32	11,311.48	9,212.73	2,667.29	5,109.93	2,985.98	1,386.78	498.42	57.88	869.84	42,871.65
59	Seminole	14,791.12	17,152.77	13,125.65	3,545.26	7,121.41	4,946.39	1,759.48	241.57	33.08	1,497.29	64,214.02
60	Sumter	2,105.72	2,498.89	1,682.11	469.32	759.13	484.16	166.71	44.96	1.08	239.74	8,451.82
61	Suwannee	1,404.36	1,744.29	1,130.11	328.38	456.58	284.75	189.13	1.98	-	186.36	5,725.94
62	Taylor	709.32	826.58	448.38	195.52	260.60	102.92	-	9.00	2.01	42.51	2,596.84
63	Union	646.57	690.02	314.74	157.24	195.71	140.07	-	3.28	2.45	84.45	2,234.53
64	Volusia	13,139.19	16,157.72	11,367.27	3,069.69	5,684.98	4,083.50	1,947.52	536.01	35.08	1,736.62	57,757.58
65	Wakulla	1,218.86	1,457.10	1,049.80	433.63	349.42	256.00	5.01	24.38	11.44	140.96	4,946.60
66	Walton	2,473.91	3,117.64	2,368.90	518.49	742.85	301.35	363.04	14.34	5.58	148.58	10,054.68
67	Washington	815.03	927.78	637.49	211.53	314.21	260.17	9.26	33.51	12.78	73.88	3,295.64
68	Wash Spec	-	-	-	-	-	-	-	-	-	-	-
69	FAMU	174.85	239.12	161.25	2.41	16.00	14.94	0.38	-	-	7.69	616.64
70	FAU PB	212.02	338.66	643.66	24.00	37.50	9.88	9.16	-	-	-	1,274.88
71	FAU STL	512.89	729.94	1.00	55.00	94.97	2.00	41.57	3.00	-	-	1,440.37
72	FSU Brow	348.08	183.53	-	62.00	82.15	6.00	27.40	-	-	-	709.16
73	FSU Leon	390.96	607.81	502.62	39.84	97.90	72.35	11.34	-	-	84.04	1,806.86
74	UF	186.46	388.66	366.19	29.01	129.15	110.73	-	-	-	15.50	1,225.70
75	FLVS	6,570.51	14,928.17	29,676.15	361.76	937.89	495.93	64.23	-	-	1,337.94	54,372.58
99	FLORIDA	609,535.82	783,202.82	607,431.77	139,181.18	257,087.89	153,684.50	161,398.13	21,931.39	4,235.59	63,818.80	2,801,507.89

**FTE  
FY2021-22 Final by Program**

Dist	District	Prog 101	Prog 102	Prog 103	Prog 111	Prog 112	Prog 113	Prog 130	Prog 254	Prog 255	Prog 300	Total
1	Alachua	7,298.33	7,662.43	6,406.11	1,912.73	3,653.75	1,318.05	591.03	41.49	8.78	514.90	29,407.60
2	Baker	1,327.52	1,528.79	878.29	235.03	326.93	193.82	9.19	21.03	2.76	342.01	4,865.37
3	Bay	6,052.99	7,589.24	5,606.82	1,614.40	1,976.55	1,072.02	759.77	625.49	98.42	546.42	25,942.12
4	Bradford	746.43	781.72	437.57	261.86	352.05	194.26	3.13	18.00	0.70	112.60	2,908.32
5	Brevard	17,065.92	20,083.39	14,611.47	4,856.29	8,091.17	5,684.88	1,440.94	629.89	77.06	1,484.60	74,025.61
6	Broward	55,366.38	72,515.42	56,160.99	13,052.65	21,984.26	15,309.42	19,769.06	1,664.85	515.70	6,225.14	262,563.87
7	Calhoun	452.20	636.09	416.92	183.64	160.47	117.93	3.16	23.94	2.36	76.33	2,073.04
8	Charlotte	3,718.63	4,348.96	3,860.22	1,014.93	1,629.00	994.92	294.85	159.89	20.27	430.42	16,472.09
9	Citrus	4,020.83	4,639.63	3,484.99	823.40	1,285.00	582.58	85.76	92.16	4.51	500.03	15,518.89
10	Clay	8,287.61	9,950.70	8,851.84	3,006.37	4,569.29	2,139.72	609.71	281.17	31.49	1,002.83	38,730.73
11	Collier	9,064.60	12,855.08	9,766.62	2,130.40	4,266.01	3,011.25	4,696.26	599.95	77.09	949.38	47,416.64
12	Columbia	2,849.93	3,108.63	1,802.74	648.90	774.89	445.27	56.88	39.50	1.76	402.46	10,130.96
13	Dade	64,286.77	84,713.53	67,501.47	19,121.82	36,729.10	24,182.30	34,621.43	2,366.38	297.31	7,321.20	341,141.31
14	De Soto	1,081.07	1,532.77	908.77	250.79	305.31	197.78	219.01	4.10	0.34	143.03	4,642.97
15	Dixie	517.85	679.08	344.99	198.61	153.91	127.78	12.30	9.00	0.17	80.96	2,124.65
16	Duval	34,683.21	36,467.09	25,037.40	7,628.81	12,877.25	7,619.62	5,155.72	938.35	196.48	1,700.03	132,303.96
17	Escambia	10,088.68	10,960.23	7,254.45	2,299.80	3,722.65	2,674.65	516.60	161.20	103.33	1,173.66	38,955.25
18	Flagler	3,068.13	4,116.86	3,194.68	616.36	1,059.86	745.99	248.85	61.04	20.77	302.44	13,434.98
19	Franklin	313.42	348.28	170.49	78.19	119.16	62.29	23.48	10.00	1.00	36.09	1,162.40
20	Gadsden	1,218.61	1,473.54	943.29	249.38	334.43	219.75	160.44	35.95	3.54	82.66	4,721.59
21	Gilchrist	658.11	809.21	470.30	269.07	249.93	133.50	45.22	48.93	4.38	88.34	2,776.99
22	Glades	471.25	647.13	207.49	123.10	144.35	51.87	42.38	6.48	1.77	12.94	1,708.76
23	Gulf	439.94	564.36	433.46	129.56	160.24	101.45	10.19	39.55	4.02	11.83	1,894.60
24	Hamilton	362.62	554.22	380.17	50.68	82.03	66.01	85.69	3.43	3.00	58.94	1,646.79
25	Hardee	1,252.73	1,538.19	972.31	233.17	320.13	250.93	204.08	15.00	1.39	138.30	4,926.23
26	Hendry	2,957.68	4,282.73	3,090.92	465.55	830.83	598.77	630.66	28.37	16.27	540.76	13,442.54
27	Hernando	5,781.11	7,481.28	5,464.07	1,584.11	1,777.36	1,211.73	354.10	197.62	60.18	539.11	24,450.67
28	Highlands	3,097.61	3,711.21	2,457.09	783.90	1,015.10	612.64	312.62	44.10	13.44	367.64	12,415.35
29	Hillsborough	50,318.96	62,542.09	47,487.82	12,328.72	20,438.01	8,386.62	14,244.79	1,893.85	274.20	5,677.28	223,592.34
30	Holmes	862.86	1,017.00	653.07	139.33	189.78	144.83	5.21	1.00	0.73	94.36	3,108.17
31	Indian River	3,881.49	4,991.86	3,885.77	922.47	1,465.90	959.06	583.17	107.83	29.57	414.49	17,241.61
32	Jackson	1,485.75	1,787.19	1,143.58	465.57	379.77	215.15	44.38	76.84	2.89	221.18	5,822.30
33	Jefferson	187.92	214.10	140.74	38.99	80.66	31.60	38.98	7.58	-	8.16	748.73
34	Lafayette	251.99	324.95	203.11	86.96	116.77	71.28	38.62	1.00	1.00	64.39	1,160.07
35	Lake	11,711.09	13,996.29	9,382.41	2,566.35	3,677.22	2,607.27	1,203.60	279.35	23.58	1,293.59	46,740.75
36	Lee	21,261.72	27,909.45	20,275.71	3,476.76	6,742.87	5,547.29	9,026.38	699.67	66.76	2,272.54	97,279.15
37	Leon	8,369.79	9,671.55	6,978.46	2,374.45	2,790.74	1,672.84	480.43	189.52	20.52	591.62	33,139.92
38	Levy	1,456.49	1,635.29	938.89	428.93	503.22	318.84	116.38	10.83	2.36	189.49	5,600.72
39	Liberty	295.38	384.24	250.75	103.25	100.24	55.26	12.21	17.44	8.62	55.27	1,282.66
40	Madison	619.71	760.42	437.89	152.68	166.50	126.08	23.98	7.00	0.53	86.45	2,381.24
41	Manatee	11,128.70	14,254.10	10,207.07	2,983.22	4,471.05	3,097.98	3,209.14	203.92	79.54	1,044.88	50,679.60
42	Marion	10,710.39	12,884.55	8,704.06	2,278.10	3,610.20	2,523.23	1,523.05	625.54	101.48	1,398.94	44,359.54
43	Martin	3,576.49	5,291.88	4,361.75	1,095.88	1,514.92	735.78	1,337.36	48.14	157.71	464.30	18,584.21
44	Monroe	1,764.99	2,256.45	1,612.46	534.81	907.80	559.85	679.49	55.56	13.29	212.58	8,597.28
45	Nassau	3,229.08	3,935.95	2,592.48	723.36	869.47	706.83	123.33	63.57	8.69	430.71	12,683.47
46	Okaloosa	8,202.67	9,527.00	6,904.12	1,851.31	2,786.12	1,362.90	1,009.85	227.04	49.25	669.81	32,590.07
47	Okeechobee	1,394.69	1,520.76	1,129.83	413.82	783.08	480.49	351.44	6.83	1.74	186.06	6,268.74
48	Orange	46,624.67	58,395.63	43,715.16	6,683.04	15,671.01	11,547.44	18,755.65	3,246.99	428.51	4,594.13	209,662.23
49	Osceola	15,383.68	21,463.16	16,059.29	2,699.70	5,345.89	3,836.00	8,083.10	425.25	103.10	1,648.92	75,048.09
50	Palm Beach	36,743.38	49,830.30	42,279.89	11,485.49	18,033.69	9,049.82	17,768.56	1,118.68	347.75	4,096.50	190,754.06
51	Pasco	20,004.42	24,179.57	17,282.12	3,835.75	7,206.06	4,402.94	2,164.29	963.95	129.95	1,549.18	81,718.23
52	Pinellas	21,113.87	25,014.40	22,606.33	6,663.17	10,200.68	3,880.52	3,021.97	926.34	165.71	2,796.82	96,389.81
53	Polk	25,624.96	31,227.50	22,356.45	5,473.50	10,392.57	6,841.68	6,770.28	396.36	371.81	3,003.47	112,458.58
54	Putnam	2,521.66	2,736.88	1,724.98	692.12	1,184.78	668.26	377.82	13.51	5.98	316.79	10,242.78
55	St. Johns	11,202.28	13,618.80	9,973.36	2,739.65	5,285.84	3,535.33	296.20	381.73	84.42	773.95	47,891.56
56	St. Lucie	9,929.88	13,357.30	10,532.33	1,820.46	3,266.89	1,976.43	2,466.76	102.65	15.67	1,110.37	44,578.74
57	Santa Rosa	7,142.91	9,343.54	7,015.88	1,455.24	2,413.58	1,688.99	184.25	376.11	56.43	573.80	30,250.73
58	Sarasota	9,276.84	11,773.82	9,546.42	2,868.43	5,241.27	3,034.49	1,683.77	460.96	83.79	842.05	44,811.84
59	Seminole	15,576.21	17,847.08	13,823.15	3,796.80	7,400.59	5,283.88	1,878.77	227.17	38.18	1,587.96	67,459.79
60	Sumter	2,212.51	2,615.62	1,673.19	525.64	803.29	531.67	178.84	50.27	1.83	295.33	8,888.19
61	Suwannee	1,566.25	1,803.87	1,172.49	316.96	490.78	308.79	177.15	-	-	186.30	6,022.59
62	Taylor	734.92	806.56	442.79	205.48	270.89	109.19	-	10.08	0.16	48.32	2,628.39
63	Union	664.14	665.47	326.15	186.77	201.57	133.40	-	2.69	0.30	105.21	2,285.70
64	Volusia	14,876.14	17,568.96	12,157.79	3,799.58	6,144.59	4,571.80	1,927.37	588.67	39.99	2,060.18	63,735.07
65	Wakulla	1,282.18	1,500.73	1,067.72	450.63	379.98	267.20	6.51	22.70	7.94	88.73	5,074.32
66	Walton	2,714.36	3,271.66	2,477.28	670.86	856.01	370.19	450.26	9.99	2.29	184.28	11,007.18
67	Washington	859.68	907.35	640.24	216.79	293.28	256.11	11.01	31.54	14.50	66.99	3,297.49
68		-	-	-	-	-	-	-	-	-	-	-
69	FAU	167.46	236.68	162.89	7.00	14.86	14.75	-	-	-	2.00	605.64
70	FAU PB	205.87	346.37	660.69	26.48	35.28	8.87	7.23	-	-	-	1,290.79
71	FAU STL	512.42	726.30	1.00	54.00	93.60	3.00	39.21	2.04	-	-	1,431.57
72	FSU Brow	347.01	171.27	-	68.88	85.76	5.00	27.53	-	-	-	705.45
73	FSU Leon	411.44	602.09	492.52	34.00	94.63	79.00	5.21	-	-	86.24	1,805.13
74	UF	193.03	401.33	374.43	24.50	118.46	106.44	-	-	1.00	16.13	1,235.32
75	FLVS	6,419.71	14,526.90	28,340.88	325.59	920.33	490.71	69.17	-	-	1,284.58	52,377.87
<b>99</b>	<b>Florida</b>	<b>641,552.20</b>	<b>805,424.05</b>	<b>625,311.32</b>	<b>153,914.97</b>	<b>262,991.49</b>	<b>162,526.26</b>	<b>171,365.21</b>	<b>22,047.05</b>	<b>4,310.06</b>	<b>67,879.38</b>	<b>2,917,321.99</b>

FTE  
FY2022-23 Final by Program

Dist	District	Prog 101	Prog 102	Prog 103	Prog 111	Prog 112	Prog 113	Prog 130	Prog 254	Prog 255	Prog 300	Total
1	Alachua	7,369.10	7,787.79	6,442.07	2,089.47	3,578.11	1,493.16	650.66	49.46	12.38	539.71	30,011.91
2	Baker	1,331.51	1,516.27	882.47	276.16	330.22	210.07	8.47	17.01	2.16	318.18	4,892.52
3	Bay	6,208.78	7,814.78	5,818.44	1,843.24	2,018.31	1,186.44	957.76	644.71	106.10	545.78	27,144.34
4	Bradford	793.83	808.94	468.55	249.70	358.20	225.92	3.91	13.52	0.75	91.73	3,015.05
5	Brevard	18,031.13	20,103.92	15,230.78	5,281.03	8,238.67	5,948.11	1,593.29	745.47	109.83	1,262.87	76,545.10
6	Broward	54,677.18	71,558.12	56,455.68	14,880.75	21,580.54	15,713.47	20,799.68	1,843.43	557.47	5,986.26	264,052.58
7	Calhoun	452.48	609.05	421.57	177.37	160.51	129.77	8.11	26.93	1.97	85.40	2,073.16
8	Charlotte	3,793.64	4,376.41	4,125.54	1,060.86	1,568.70	1,046.15	330.70	155.04	28.56	398.64	16,884.24
9	Citrus	4,213.62	4,694.06	3,546.02	910.14	1,337.39	627.17	105.59	107.87	5.46	487.45	16,034.77
10	Clay	8,421.03	10,041.76	8,792.49	3,226.54	4,612.82	2,383.97	733.25	267.39	28.63	1,081.48	39,589.36
11	Collier	9,120.96	12,573.18	9,993.18	2,355.81	4,408.90	3,135.98	4,960.79	596.94	79.27	987.61	48,212.62
12	Columbia	2,858.13	3,098.54	1,794.82	663.31	776.15	458.67	70.82	68.87	2.22	453.05	10,244.58
13	Dade	62,523.45	83,132.36	68,342.86	21,808.72	37,278.95	25,206.57	43,014.41	2,677.73	329.71	7,519.11	351,833.87
14	De Soto	1,099.66	1,470.88	905.61	284.39	305.41	190.72	232.04	0.55	1.59	158.15	4,649.00
15	Dixie	497.03	624.12	329.14	220.99	156.46	109.93	20.78	9.84	3.13	81.59	2,053.01
16	Duval	35,047.18	36,858.76	26,008.20	8,348.86	13,173.11	8,244.44	6,036.76	991.15	203.48	1,044.06	135,956.00
17	Escambia	10,417.53	10,768.42	7,205.37	2,344.97	3,554.94	2,760.73	547.02	153.91	85.35	1,227.58	39,065.82
18	Franklin	3,105.73	4,179.49	3,250.44	683.16	1,032.74	825.55	292.72	113.31	24.89	347.01	13,855.04
19	Franklin	288.01	337.30	194.25	84.57	120.76	69.99	21.48	7.50	-	23.65	1,147.51
20	Gadsden	1,326.36	1,399.76	962.00	261.64	339.19	226.63	68.93	33.74	6.68	83.29	4,708.22
21	Gilchrist	680.34	831.60	471.31	261.53	256.24	139.18	52.45	52.50	5.63	97.11	2,847.89
22	Glades	498.90	640.54	231.97	135.08	169.57	54.65	49.60	4.43	3.54	12.67	1,800.95
23	Gulf	438.40	525.64	428.10	140.47	174.77	108.57	11.70	36.47	4.73	38.54	1,907.39
24	Hamilton	406.92	555.55	349.54	65.17	82.27	75.28	87.66	4.17	1.00	59.01	1,681.57
25	Hardee	1,260.36	1,524.51	997.50	209.95	292.82	261.43	205.65	11.00	1.68	137.79	4,902.69
26	Hendry	2,705.98	4,080.93	3,249.06	429.86	714.48	593.00	683.95	24.10	12.60	638.75	13,132.71
27	Hernando	5,877.29	7,628.95	5,562.27	1,605.48	1,953.77	1,297.96	450.41	173.31	61.57	618.16	25,229.17
28	Highlands	3,066.84	3,613.87	2,553.65	818.22	1,070.80	699.88	350.74	32.81	9.37	380.81	12,596.99
29	Hillsborough	49,847.02	62,446.19	48,851.74	12,865.78	20,276.87	9,142.44	16,087.05	2,004.94	320.07	5,690.03	227,532.13
30	Holmes	872.73	989.34	666.73	149.56	192.61	157.37	3.81	0.50	0.98	93.95	3,127.58
31	Indian River	3,979.03	4,911.29	3,851.64	976.96	1,464.14	981.64	606.10	142.02	21.60	401.05	17,335.47
32	Jackson	1,579.84	1,733.36	1,158.72	503.25	372.30	211.04	46.82	85.92	2.24	198.38	5,891.87
33	Jefferson	214.98	220.41	140.83	38.79	81.49	40.14	38.07	5.61	-	31.86	812.18
34	Lafayette	246.67	312.04	208.28	102.59	118.90	66.73	25.11	1.00	1.00	64.64	1,146.96
35	Lake	12,032.94	14,315.30	9,685.59	2,702.63	3,892.00	2,874.34	1,469.88	316.87	24.45	1,381.42	48,695.42
36	Lee	21,444.72	27,984.60	21,438.41	3,598.38	6,308.64	5,703.04	10,373.53	915.95	116.07	2,167.07	100,050.41
37	Leon	8,348.23	9,517.95	6,939.48	2,592.75	2,901.08	1,729.88	485.64	164.88	22.93	568.81	33,271.63
38	Levy	1,472.17	1,629.37	974.68	434.18	549.66	338.02	130.11	17.56	5.02	203.44	5,754.21
39	Liberty	312.13	379.87	255.80	107.81	107.53	63.00	7.57	13.65	7.10	59.90	1,314.36
40	Madison	596.01	752.74	462.17	159.72	176.81	143.17	16.59	9.60	-	86.79	2,403.60
41	Manatee	11,421.28	14,222.02	10,595.68	3,123.62	4,562.07	3,215.83	3,514.53	196.49	92.68	1,185.53	52,129.73
42	Marion	11,114.33	13,164.69	9,030.65	2,611.00	3,746.79	2,842.02	1,709.27	606.24	73.41	1,395.80	46,294.20
43	Martin	3,650.20	5,265.08	4,323.84	1,193.23	1,560.43	736.88	1,254.26	33.93	150.10	497.24	18,665.19
44	Monroe	1,723.11	2,145.60	1,636.04	605.24	874.17	558.69	872.61	53.83	10.28	212.37	8,691.94
45	Nassau	3,338.62	4,065.02	2,741.57	732.25	938.94	723.39	114.40	82.92	8.51	419.53	13,165.15
46	Okaloosa	8,374.73	9,579.36	6,749.81	2,059.29	2,788.64	1,509.02	1,016.22	210.79	65.98	704.43	33,058.27
47	Okeechobee	1,440.80	1,503.32	1,163.78	460.47	799.25	464.75	368.53	4.50	2.03	188.00	6,395.43
48	Orange	46,719.20	58,457.35	44,990.80	7,691.56	15,650.31	11,861.40	19,532.63	3,553.14	450.89	4,704.12	213,611.40
49	Osceola	15,200.28	21,569.54	16,449.14	2,937.92	5,222.20	3,993.32	8,377.19	532.55	102.09	1,710.63	76,094.86
50	Palm Beach	37,097.41	49,207.57	42,769.14	12,402.51	17,888.22	9,591.23	19,144.77	1,105.88	374.44	4,208.91	193,790.08
51	Pasco	20,675.04	24,613.52	17,821.94	4,204.82	7,466.42	4,833.80	2,567.84	1,045.44	138.50	1,637.98	85,005.30
52	Pinellas	20,674.45	23,966.24	22,275.58	6,879.52	10,296.74	4,074.33	3,232.80	954.87	163.05	2,878.90	95,396.48
53	Polk	26,932.07	31,651.94	23,668.99	6,470.68	10,492.02	7,340.03	7,378.11	464.26	453.09	2,933.35	117,784.54
54	Putnam	2,565.10	2,664.39	1,753.52	721.46	1,202.17	711.18	372.25	8.60	7.71	310.88	10,317.26
55	St. Johns	11,607.54	14,206.93	10,350.08	3,089.87	5,506.36	3,912.02	337.74	393.57	123.87	847.44	50,375.42
56	St. Lucie	10,501.49	13,614.70	11,284.33	2,142.69	3,352.84	2,179.51	2,832.18	92.48	17.57	1,112.88	47,130.67
57	Santa Rosa	7,260.60	9,391.29	7,051.38	1,528.27	2,475.89	1,786.84	200.20	425.39	50.22	637.97	30,808.05
58	Sarasota	9,477.93	11,888.04	9,526.45	3,030.93	5,227.32	3,224.65	2,132.79	567.44	78.65	905.51	46,059.71
59	Seminole	15,500.90	17,851.92	13,866.24	4,145.96	7,287.12	5,552.25	2,072.46	310.77	52.52	1,614.28	68,254.42
60	Sumter	2,337.56	2,710.69	1,702.83	600.36	835.94	590.57	205.16	67.56	3.47	302.85	9,356.99
61	Suwannee	1,547.88	1,838.35	1,223.30	346.10	489.85	349.04	165.31	2.00	0.50	169.81	6,132.14
62	Taylor	771.34	777.86	461.19	206.00	271.05	119.08	-	12.19	1.20	42.61	2,662.52
63	Union	633.31	683.99	332.12	180.60	220.91	122.30	-	3.50	1.95	97.99	2,276.67
64	Volusia	14,956.74	17,527.90	12,553.06	4,211.36	6,350.70	4,698.08	1,921.23	631.96	49.07	2,142.93	65,043.03
65	Wakulla	1,384.72	1,437.24	1,035.84	454.85	409.84	264.30	8.27	25.31	5.74	142.06	5,168.17
66	Walton	2,835.50	3,314.76	2,499.73	728.73	941.88	446.70	494.96	9.74	3.42	223.64	11,499.06
67	Washington	853.90	907.53	608.55	208.55	270.95	226.96	13.60	40.81	12.32	83.58	3,226.75
68		-	-	-	-	-	-	-	-	-	-	-
69	FAMU	178.92	222.52	169.89	7.61	12.39	11.46	-	-	-	3.42	606.21
70	FAU PB	212.94	349.56	684.42	28.00	30.50	5.00	3.04	-	-	-	1,313.46
71	FAU STL	517.42	745.69	-	57.06	94.50	-	42.57	1.00	-	-	1,458.24
72	FSU Brow	335.60	184.38	-	76.86	65.00	-	36.91	-	-	-	698.75
73	FSU Leon	407.56	634.11	510.69	-	100.88	72.85	10.17	-	-	68.78	1,844.04
74	UF	188.59	438.28	440.60	27.52	91.05	46.77	-	-	-	27.14	1,259.95
75	FLVS	4,555.35	12,856.55	29,647.18	192.00	660.78	565.68	46.06	-	-	1,404.01	49,927.61
99	Florida	644,450.25	802,000.89	639,565.31	168,345.73	264,270.95	171,504.13	191,617.67	23,978.82	4,704.47	68,467.35	2,978,905.57

FTE  
FY2023-24 Final by Program

Dist	District	Prog 101	Prog 102	Prog 103	Prog 111	Prog 112	Prog 113	Prog 130	Prog 254	Prog 255	Prog 300	Total
1	Alachua	7,205.94	8,063.56	6,494.30	2,357.63	3,513.23	1,464.98	805.18	60.26	37.77	514.06	30,516.91
2	Baker	1,314.87	1,484.86	878.76	254.26	354.05	220.33	6.65	14.05	3.98	311.68	4,843.49
3	Bay	6,260.15	7,937.37	6,002.47	1,944.76	2,113.11	1,220.53	1,139.15	676.61	117.68	533.21	27,945.04
4	Bradford	774.92	791.42	452.73	247.30	345.97	232.06	14.62	13.48	1.31	91.02	2,964.83
5	Brevard	17,761.47	20,180.48	15,364.00	5,970.85	8,536.14	6,058.09	1,789.85	653.10	118.37	1,537.74	77,970.09
6	Broward	53,217.20	72,267.39	58,688.26	17,326.07	22,407.93	16,305.63	22,662.65	2,008.23	566.88	6,122.75	271,572.99
7	Calhoun	455.33	558.73	418.32	175.22	159.16	125.85	7.39	30.48	1.45	90.16	2,022.09
8	Charlotte	3,699.77	4,658.42	4,181.91	1,112.39	1,402.05	1,095.09	450.18	158.54	37.42	370.06	17,165.83
9	Citrus	4,041.97	4,668.32	3,568.66	982.44	1,427.96	697.75	120.31	107.16	5.33	525.93	16,145.83
10	Clay	8,377.84	9,983.33	8,596.84	3,321.26	4,803.33	2,604.29	998.26	338.55	52.83	1,100.43	40,176.96
11	Collier	9,231.02	12,771.65	10,189.67	2,579.78	4,482.58	3,207.12	5,782.31	579.76	74.74	986.00	49,884.63
12	Columbia	2,778.02	3,046.39	1,746.83	711.91	742.94	515.18	66.30	68.50	3.06	451.33	10,130.46
13	Dade	60,326.78	83,785.62	72,186.36	25,229.60	38,105.85	26,361.72	48,421.03	2,807.02	344.59	8,104.38	365,672.95
14	De Soto	1,017.56	1,450.19	883.25	291.39	293.93	208.92	278.54	1.24	3.25	138.57	4,566.84
15	Dixie	500.68	605.83	366.52	229.93	163.15	95.75	20.25	10.55	0.08	66.79	2,059.53
16	Duval	34,280.50	37,416.76	26,574.87	9,109.84	13,461.56	8,995.68	7,265.46	1,084.76	200.24	1,825.89	140,215.56
17	Escambia	10,072.39	10,608.57	7,468.90	2,503.92	3,507.41	2,831.90	639.77	148.59	88.36	1,177.18	39,046.99
18	Flagler	3,157.60	4,133.43	3,192.70	776.05	1,083.49	954.17	363.49	119.91	30.59	394.13	14,205.56
19	Franklin	279.41	319.74	190.01	91.09	121.35	73.68	30.78	13.50	1.50	30.95	1,152.01
20	Gadsden	1,384.41	1,353.87	986.98	253.17	341.51	226.08	41.39	30.45	7.57	83.16	4,708.59
21	Gilchrist	673.88	841.31	467.43	280.41	272.93	150.01	74.49	59.72	6.00	113.99	2,940.17
22	Glades	475.82	638.06	248.50	146.10	182.17	56.57	53.62	7.20	1.50	10.39	1,819.93
23	Gulf	402.49	556.11	400.02	145.04	180.06	115.89	9.40	35.53	2.78	39.30	1,886.62
24	Hamilton	383.63	523.19	347.74	71.54	85.42	67.86	85.53	3.50	0.84	53.57	1,622.82
25	Hardee	1,115.71	1,501.32	950.61	223.33	297.96	229.49	233.92	13.98	2.73	154.54	4,723.59
26	Hendry	2,593.71	3,881.01	3,155.42	541.95	795.01	661.11	796.79	25.45	17.22	466.11	12,933.78
27	Hernando	5,880.62	7,532.45	5,531.93	1,755.36	1,938.62	1,360.18	492.61	198.26	60.70	628.45	25,379.18
28	Highlands	2,879.11	3,494.64	2,529.17	878.09	1,099.34	768.18	422.14	40.51	7.10	425.23	12,543.51
29	Hillsborough	48,641.65	63,426.47	50,187.18	13,238.36	20,459.24	9,628.29	18,231.97	2,214.76	346.30	5,780.65	232,154.87
30	Holmes	804.12	983.38	682.57	154.43	214.05	164.84	25.66	15.43	1.15	79.09	3,089.19
31	Indian River	4,003.91	4,996.79	3,844.71	1,070.16	1,512.97	1,024.49	634.51	171.80	28.08	396.15	17,683.57
32	Jackson	1,574.35	1,722.27	1,166.71	495.94	427.05	221.68	51.60	78.05	2.43	217.42	5,957.50
33	Jefferson	209.70	230.96	149.37	62.35	94.24	45.41	34.36	2.56	-	26.72	855.67
34	Lafayette	259.74	312.71	211.93	102.61	112.37	62.02	22.08	1.50	1.00	65.00	1,150.96
35	Lake	11,965.78	14,423.20	10,046.53	3,194.89	3,971.02	3,028.44	1,736.41	312.23	36.96	1,363.16	50,078.62
36	Lee	20,767.77	28,490.60	22,058.24	4,030.71	6,593.00	5,663.49	12,239.95	1,039.10	112.36	2,232.12	103,227.34
37	Leon	8,198.27	9,577.47	7,002.07	2,810.84	3,004.82	1,855.95	488.96	135.00	20.37	536.77	33,630.52
38	Levy	1,425.63	1,641.77	912.73	469.70	547.34	355.73	120.77	15.34	1.90	225.07	5,715.98
39	Liberty	287.78	388.27	232.82	111.16	111.88	60.70	3.59	13.56	9.72	64.33	1,283.81
40	Madison	541.04	690.67	456.05	184.01	178.02	131.90	12.45	484.01	-	100.43	2,299.41
41	Manatee	11,609.65	14,898.95	11,114.77	3,437.15	4,719.10	3,279.33	3,956.52	198.99	106.19	1,309.28	54,629.93
42	Marion	11,047.05	13,575.72	9,343.82	3,153.39	4,009.04	2,963.24	1,786.31	574.02	59.04	1,390.40	47,902.03
43	Martin	3,662.86	5,402.46	4,356.41	1,300.90	1,739.62	757.09	1,205.51	42.58	149.01	495.54	19,111.98
44	Monroe	1,621.74	2,113.39	1,608.44	592.01	889.04	563.23	1,069.68	58.87	7.47	184.18	8,708.05
45	Nassau	3,386.88	4,116.52	2,739.04	805.77	977.65	720.06	116.89	89.80	12.37	430.47	13,395.45
46	Okaloosa	7,823.20	9,494.27	6,847.02	2,198.78	2,799.46	1,739.97	1,146.89	184.97	81.97	643.12	32,959.65
47	Okeechobee	1,307.24	1,458.64	1,172.92	506.33	864.73	507.07	356.85	5.50	2.72	191.89	6,373.89
48	Orange	44,942.49	59,052.16	46,373.35	8,747.04	16,320.00	12,013.76	21,350.52	3,957.69	502.86	4,514.14	217,774.01
49	Osceola	14,746.71	21,760.16	16,844.48	3,310.86	5,289.89	4,174.51	8,989.26	606.02	117.25	1,663.15	77,502.29
50	Palm Beach	37,701.77	50,920.69	44,867.94	13,453.27	18,388.32	9,923.83	21,827.48	1,070.60	386.04	4,144.03	202,683.97
51	Pasco	20,644.90	25,290.26	18,672.82	4,668.41	7,892.05	5,038.17	3,018.33	1,120.69	158.35	1,850.82	88,354.80
52	Pinellas	20,230.22	24,384.32	22,634.96	7,317.70	10,365.50	4,273.98	3,531.14	1,019.33	167.69	2,886.75	96,811.59
53	Polk	26,569.38	32,543.31	24,357.60	7,071.26	10,624.82	7,824.49	8,146.65	453.83	541.59	3,037.73	121,170.66
54	Putnam	2,482.21	2,683.16	1,631.92	738.54	1,158.13	776.33	387.19	12.50	6.40	335.58	10,211.96
55	St. Johns	11,883.32	14,889.50	10,800.96	3,249.27	5,905.45	4,155.51	567.75	466.49	139.79	896.04	52,954.08
56	St. Lucie	10,427.68	13,931.48	11,403.61	2,626.09	3,504.59	2,418.07	3,385.84	85.98	16.34	1,200.98	49,000.66
57	Santa Rosa	7,082.93	9,102.38	6,877.27	1,663.53	2,421.76	1,728.97	212.17	513.65	52.54	637.50	30,292.70
58	Sarasota	9,522.86	12,117.62	9,758.86	3,015.08	5,226.74	3,308.16	2,505.16	768.21	79.46	947.09	47,249.24
59	Seminole	15,280.63	18,331.16	14,045.97	4,467.42	7,452.21	5,789.31	2,281.05	350.57	60.72	1,593.06	69,652.10
60	Sumter	2,313.70	2,764.57	1,673.40	689.34	891.20	619.75	255.69	75.66	7.67	328.40	9,619.38
61	Suwannee	1,520.70	1,863.17	1,276.60	377.34	497.16	350.83	155.18	3.34	1.52	170.86	6,216.70
62	Taylor	806.48	737.19	507.96	219.87	245.42	121.14	-	15.20	1.24	49.15	2,703.65
63	Union	607.66	706.75	328.02	160.31	232.71	125.89	-	3.17	3.10	97.62	2,265.23
64	Volusia	14,428.56	17,430.72	12,759.27	4,579.65	6,572.12	4,819.93	1,948.16	650.78	45.27	2,125.48	65,359.94
65	Wakulla	1,328.00	1,425.30	1,000.51	488.36	414.78	293.50	10.74	41.86	6.44	152.43	5,161.92
66	Walton	2,833.73	3,443.51	2,592.36	867.00	1,009.67	530.16	500.12	13.00	6.82	281.30	12,077.67
67	Washington	882.90	942.42	589.75	211.95	252.03	219.84	9.42	49.98	11.58	76.10	3,245.97
69	FAMU	155.70	210.08	160.34	8.50	11.50	11.36	-	-	-	2.74	560.22
70	FAU PB	214.32	345.93	686.15	33.00	37.38	5.00	2.19	-	-	-	1,323.97
71	FAU STL	534.78	759.85	-	65.53	92.49	-	50.03	0.50	0.95	-	1,504.13
72	FSU Brow	342.84	172.36	-	71.80	74.50	-	37.60	-	-	-	699.10
73	FSU Leon	405.46	650.40	496.46	38.00	93.82	81.92	10.46	-	-	69.13	1,845.65
74	FSU	207.69	443.55	419.50	31.02	130.84	59.44	-	-	-	31.60	1,323.64
75	FLVS	4,048.39	12,570.86	30,419.94	153.82	608.88	652.26	47.56	-	-	1,406.53	49,908.24
76	FSU Bay	-	-	79.79	-	-	0.95	-	-	-	12.46	93.20
99	Florida	631,827.17	812,471.39	657,456.28	185,754.13	271,156.81	178,994.08	215,519.61	25,734.41	5,088.53	70,589.46	3,054,591.87

**FTE**  
**FY2024-25 Final by Program**

Dist	District	Prog 101	Prog 102	Prog 103	Prog 111	Prog 112	Prog 113	Prog 130	Prog 254	Prog 255	Prog 300	Total
1	Alachua	7,466.77	8,640.26	6,804.22	2,467.33	3,348.43	1,532.65	909.95	66.56	35.62	510.83	31,782.62
2	Baker	1,255.89	1,482.28	799.50	294.32	349.63	230.06	13.81	13.24	6.35	305.81	4,750.89
3	Bay	6,266.06	8,027.18	5,961.64	1,965.16	2,088.67	1,188.24	1,282.08	754.99	128.93	569.16	28,232.11
4	Bradford	867.58	862.80	479.75	227.73	362.19	240.08	23.55	18.01	2.79	79.78	3,104.26
5	Brevard	18,050.07	21,326.01	15,907.55	6,250.70	8,812.49	6,011.27	2,029.66	707.48	135.98	1,545.68	80,776.89
6	Broward	54,460.03	75,052.58	60,815.10	19,153.09	22,627.84	16,668.30	24,584.97	2,096.10	630.49	6,153.60	282,242.10
7	Calhoun	449.27	540.06	421.00	189.25	149.70	124.76	11.17	31.75	1.46	89.85	2,008.27
8	Charlotte	3,725.32	4,795.87	4,304.50	1,262.52	1,602.05	1,058.57	546.74	153.58	42.40	341.79	17,833.34
9	Citrus	4,075.47	4,801.68	3,681.19	1,073.11	1,508.28	668.08	114.11	116.81	7.06	512.06	16,557.85
10	Clay	8,299.98	10,369.54	8,484.78	3,374.30	4,686.54	2,703.16	1,344.64	411.23	58.88	1,068.53	40,801.58
11	Collier	9,054.44	13,115.24	10,281.65	2,666.85	4,498.76	3,410.68	6,466.62	623.65	85.93	894.90	51,098.72
12	Columbia	2,739.04	3,195.31	1,783.37	735.13	715.42	522.57	79.99	61.97	4.28	477.01	10,314.09
13	Dade	64,245.30	89,049.96	77,074.01	28,332.99	38,844.02	26,527.64	50,708.17	3,051.88	373.45	7,970.75	386,178.17
14	De Soto	1,018.19	1,434.88	883.22	301.23	268.46	208.02	350.10	2.58	4.40	145.59	4,616.67
15	Dixie	505.33	630.19	341.61	202.88	148.86	93.44	19.72	11.51	0.49	88.72	2,042.75
16	Duval	35,987.09	40,308.23	28,425.05	10,019.74	13,752.98	9,355.82	8,598.01	1,162.06	189.83	1,882.08	149,680.89
17	Escambia	10,443.44	11,511.54	7,785.75	2,648.74	3,469.31	2,811.61	822.72	160.57	81.55	1,220.38	40,955.61
18	Flagler	3,196.98	4,392.36	3,229.25	875.05	1,176.84	985.18	490.76	125.09	29.89	468.03	14,969.43
19	Franklin	284.80	320.61	203.17	95.75	133.68	73.15	34.07	13.77	3.00	42.02	1,204.02
20	Gadsden	1,482.62	1,505.14	1,105.99	267.52	310.30	229.75	40.72	25.17	7.22	89.85	5,064.28
21	Gilchrist	657.20	858.57	542.78	266.98	278.03	155.62	60.80	68.57	5.05	99.44	2,993.04
22	Glades	465.46	660.26	281.52	140.73	177.32	68.75	74.01	8.76	3.00	16.08	1,895.89
23	Gulf	396.48	548.45	381.54	156.31	189.80	118.40	20.29	30.30	3.62	31.22	1,876.41
24	Hamilton	419.95	511.27	331.18	70.19	77.80	71.02	82.05	16.50	3.36	55.80	1,639.12
25	Hardee	1,034.15	1,419.59	975.83	239.50	275.35	231.54	240.79	14.64	2.12	142.03	4,575.54
26	Hendry	2,885.08	4,411.15	3,340.73	546.07	924.50	693.36	877.88	40.88	14.67	616.06	14,350.38
27	Hernando	5,873.72	7,796.40	5,503.23	1,743.54	2,008.43	1,407.67	606.18	289.38	64.71	712.65	26,005.91
28	Highlands	2,974.74	3,716.59	2,592.16	881.44	1,136.85	784.92	456.96	43.54	11.83	405.13	13,004.16
29	Hillsborough	49,567.10	65,137.50	50,810.56	13,547.29	20,470.07	10,097.83	19,818.85	2,185.11	377.81	5,666.69	237,678.81
30	Holmes	759.22	927.55	633.71	173.78	213.71	160.31	2.23	5.08	1.72	98.33	2,975.64
31	Indian River	4,081.66	5,036.18	3,816.06	1,121.03	1,621.00	1,058.44	693.74	222.68	30.82	375.49	18,057.10
32	Jackson	1,558.34	1,741.66	1,105.14	498.55	447.83	213.74	51.31	79.27	5.58	207.15	5,908.57
33	Jefferson	255.82	321.35	232.76	66.13	92.82	62.05	37.64	1.51	1.00	-	1,071.08
34	Lafayette	282.31	315.63	209.27	104.84	100.88	79.32	30.87	1.00	2.00	70.27	1,196.39
35	Lake	12,445.83	15,341.43	10,424.26	3,371.46	4,222.81	3,102.26	2,002.97	315.45	45.62	1,330.25	52,602.34
36	Lee	21,304.82	29,585.10	22,962.23	4,475.51	6,435.93	5,571.66	14,265.05	1,316.86	152.83	2,310.16	108,380.15
37	Leon	8,427.68	10,001.28	7,079.03	2,915.57	3,002.48	1,833.32	579.38	144.52	24.95	537.59	34,545.80
38	Levy	1,388.47	1,746.24	926.60	507.33	568.82	379.99	139.27	31.82	4.81	197.32	5,890.67
39	Liberty	275.67	347.93	223.20	123.73	87.32	52.42	11.10	18.20	9.18	55.70	1,204.45
40	Madison	562.04	719.07	431.89	177.31	173.55	125.83	15.04	4.77	0.08	82.40	2,291.98
41	Manatee	11,928.11	15,718.57	11,667.20	3,814.76	4,675.84	3,221.02	4,537.94	195.01	109.06	1,206.62	57,074.13
42	Marion	11,799.73	14,749.22	10,245.67	3,286.02	4,078.55	3,014.31	2,137.74	759.93	81.53	1,415.00	51,567.70
43	Martin	3,814.82	5,464.67	4,504.38	1,437.62	1,829.47	781.28	1,259.66	52.94	133.42	537.72	19,815.98
44	Monroe	1,670.26	2,177.71	1,569.63	613.93	891.06	582.11	1,200.89	61.71	8.29	217.94	8,993.53
45	Nassau	3,476.93	4,237.39	2,755.09	867.06	1,034.07	726.05	107.15	109.59	9.18	514.18	13,836.69
46	Oakaloosa	7,758.65	9,700.61	6,793.94	2,257.59	2,751.20	1,817.76	1,324.88	205.17	86.98	669.03	33,365.81
47	Okeechobee	1,361.01	1,463.23	1,069.64	484.43	842.35	515.80	363.71	3.50	2.70	190.20	6,296.57
48	Orange	46,210.60	62,126.57	48,243.27	9,384.70	16,636.37	12,066.00	23,562.98	4,490.57	563.60	4,170.31	227,454.97
49	Osceola	15,485.09	23,195.13	17,943.82	3,619.05	5,396.82	4,228.09	9,554.23	854.47	157.69	1,729.68	82,164.07
50	Palm Beach	38,204.60	53,093.73	46,266.23	14,570.88	18,571.25	10,063.60	23,696.14	1,026.61	470.79	4,203.04	210,166.87
51	Pasco	20,972.03	26,294.80	19,949.88	5,081.30	8,230.27	4,481.00	3,402.55	1,349.68	195.46	1,895.03	91,852.00
52	Pinellas	20,540.22	25,660.10	22,856.11	7,478.89	10,375.96	4,494.58	3,669.60	1,080.02	185.80	2,547.66	98,888.94
53	Polk	27,315.47	34,581.35	25,612.82	7,936.29	10,859.33	8,181.95	8,928.34	507.20	706.77	3,027.93	127,657.45
54	Putnam	2,516.84	2,806.55	1,637.32	787.19	1,080.27	849.11	382.47	15.51	6.46	333.63	10,415.35
55	St. Johns	12,247.29	15,722.87	11,151.95	3,457.74	6,164.66	4,242.55	780.25	561.23	150.80	1,026.31	55,505.65
56	St. Lucie	11,727.03	15,586.96	11,804.49	3,264.23	3,718.70	2,543.82	3,898.45	95.07	20.76	1,217.04	53,876.55
57	Santa Rosa	7,172.91	9,335.89	7,026.47	1,783.51	2,481.50	1,738.95	289.26	604.30	62.38	570.15	31,065.32
58	Sarasota	9,544.32	12,383.32	9,511.01	3,094.88	5,304.24	3,579.31	3,035.64	837.97	99.89	918.28	48,308.86
59	Seminole	15,579.71	19,033.22	14,348.65	4,800.54	7,483.00	5,755.56	2,385.76	389.58	72.15	1,588.80	71,436.97
60	Sumter	2,400.08	2,954.13	1,733.81	796.99	974.04	657.09	315.27	76.72	12.06	343.81	10,264.00
61	Suwannee	1,581.93	1,972.00	1,324.14	394.99	518.88	360.03	186.88	3.00	2.86	188.75	6,533.46
62	Taylor	828.97	803.26	510.98	208.28	219.14	133.26	0.51	13.70	1.46	49.53	2,769.09
63	Union	593.17	720.33	308.89	150.19	242.20	130.11	-	8.01	2.07	101.70	2,256.67
64	Volusia	14,966.60	18,224.43	13,251.27	4,770.84	6,647.30	4,760.73	2,015.03	995.82	46.97	2,083.65	67,762.64
65	Wakulla	1,284.67	1,516.67	1,017.58	558.84	466.76	290.57	13.66	43.00	5.14	151.82	5,348.71
66	Walton	2,835.10	3,676.19	2,590.89	952.51	1,047.00	604.38	614.12	22.00	7.12	286.93	12,636.24
67	Washington	912.88	976.80	606.21	237.27	271.12	214.38	10.42	50.93	9.70	100.69	3,390.40
68	-	-	-	-	-	-	-	-	-	-	-	-
69	FAMU	145.70	173.43	157.55	9.00	11.48	9.66	4.41	-	-	1.57	512.80
70	FAU PB	217.57	359.26	670.57	34.00	32.60	3.00	2.21	-	-	-	1,319.21
71	FAU STL	-	-	-	-	-	-	-	-	-	-	-
72	FSU Brow	345.83	161.26	-	70.50	90.00	-	41.90	-	-	-	709.49
73	FSU Leon	393.09	633.71	497.62	41.98	105.27	80.82	11.40	-	-	58.90	1,822.79
74	UF	187.17	492.82	400.60	14.50	120.50	56.50	-	0.38	0.50	63.97	1,336.94
75	FLVS	3,719.81	12,158.27	31,444.65	122.43	506.97	697.88	47.25	-	-	1,500.38	50,197.64
76	FSU Bay	-	-	146.30	-	-	8.50	-	-	-	22.03	176.83
77	TSC	-	-	222.20	-	-	22.71	1.48	-	-	17.77	264.16
99	Florida	649,167.60	850,659.37	681,416.81	199,913.61	275,017.92	181,823.95	236,320.15	28,860.46	5,806.35	70,416.23	3,179,402.45