

Caseload Social Services Estimating Conference

Florida KidCare Program

July 10, 2024

[REVISED PER CONFERENCE]

Florida KidCare
Caseload Social Services Estimating Conference - July 10, 2024
Actual and Projected Enrollment for July 2023 to June 2030

**Enrollment Summary
July 2023 through June 2027**

	CMS (1)			Increase (Decrease)	MK (2)			Increase (Decrease)	HK (3)			Increase (Decrease)	Total Enrollment		Increase (Decrease)
	SSEC Jul 10, 2024	SSEC Dec 4, 2023			SSEC Jul 10, 2024	SSEC Dec 4, 2023			SSEC Jul 10, 2024	SSEC Dec 4, 2023			SSEC Jul 10, 2024	SSEC Dec 4, 2023	
Jul-23	6,878	6,878	0	9,304	9,304	0	103,147	103,147	0	119,329	119,329	0			
Aug-23	7,212	7,212	0	10,473	10,473	0	109,700	109,700	0	127,385	127,385	0			
Sep-23	7,756	7,756	0	11,837	11,837	0	119,001	119,001	0	138,594	138,594	0			
Oct-23	8,245	8,245	0	13,084	13,084	0	125,226	125,226	0	146,555	146,555	0			
Nov-23	8,725	8,725	0	14,462	14,556	(94)	131,569	131,569	0	154,756	154,850	(94)			
Dec-23	8,974	9,187	(213)	15,188	16,101	(913)	135,200	138,163	(2,963)	159,362	163,451	(4,089)			
Jan-24	9,210	10,191	(981)	15,622	17,646	(2,024)	136,713	144,757	(8,044)	161,545	172,594	(11,049)			
Feb-24	9,501	11,195	(1,694)	16,544	19,191	(2,647)	142,199	151,351	(9,152)	168,244	181,737	(13,493)			
Mar-24	10,011	12,199	(2,188)	17,638	20,736	(3,098)	147,591	157,945	(10,354)	175,240	190,880	(15,640)			
Apr-24	10,767	14,634	(3,867)	18,830	23,922	(5,092)	152,221	170,204	(17,983)	181,818	208,760	(26,942)			
May-24	11,458	15,638	(4,180)	20,164	25,467	(5,303)	156,847	176,798	(19,951)	188,469	217,903	(29,434)			
Jun-24	11,963	16,642	(4,679)	21,466	27,012	(5,546)	157,835	183,392	(25,557)	191,264	227,046	(35,782)			
Total	110,700	128,502	(17,802)	184,612	209,329	(24,717)	1,617,249	1,711,253	(94,004)	1,912,561	2,049,084	(136,523)			
Jul-24	12,343	17,062	(4,719)	21,709	27,617	(5,908)	157,327	187,219	(29,892)	191,379	231,898	(40,519)			
Aug-24	12,457	17,119	(4,662)	21,933	27,841	(5,908)	157,999	187,891	(29,892)	192,389	232,851	(40,462)			
Sep-24	12,571	17,176	(4,605)	22,157	28,065	(5,908)	158,671	188,563	(29,892)	193,399	233,804	(40,405)			
Oct-24	12,685	17,233	(4,548)	22,381	28,289	(5,908)	159,343	189,235	(29,892)	194,409	234,757	(40,348)			
Nov-24	12,799	17,290	(4,491)	22,605	28,513	(5,908)	160,015	189,908	(29,893)	195,419	235,711	(40,292)			
Dec-24	12,913	17,347	(4,434)	22,829	28,737	(5,908)	160,687	190,580	(29,893)	196,429	236,664	(40,235)			
Jan-25	13,027	17,404	(4,377)	23,053	28,961	(5,908)	161,359	191,252	(29,893)	197,439	237,617	(40,178)			
Feb-25	13,141	17,461	(4,320)	23,277	29,185	(5,908)	162,031	191,924	(29,893)	198,449	238,570	(40,121)			
Mar-25	13,255	17,518	(4,263)	23,501	29,409	(5,908)	162,703	192,596	(29,893)	199,459	239,523	(40,064)			
Apr-25	13,369	17,575	(4,206)	23,725	29,633	(5,908)	163,375	193,268	(29,893)	200,469	240,476	(40,007)			
May-25	13,483	17,632	(4,149)	23,949	29,857	(5,908)	164,047	193,940	(29,893)	201,479	241,429	(39,950)			
Jun-25	13,597	17,689	(4,092)	24,173	30,081	(5,908)	164,719	194,612	(29,893)	202,489	242,382	(39,893)			
Total	155,640	208,506	(52,866)	275,292	346,188	(70,896)	1,932,276	2,290,988	(358,712)	2,363,208	2,845,682	(482,474)			
Jul-25	13,657	18,558	(4,901)	24,289	31,324	(7,035)	165,262	205,605	(40,343)	203,208	255,487	(52,279)			
Aug-25	13,717	18,598	(4,881)	24,405	31,440	(7,035)	165,805	206,148	(40,343)	203,927	256,186	(52,259)			
Sep-25	13,777	18,638	(4,861)	24,521	31,556	(7,035)	166,348	206,691	(40,343)	204,646	256,885	(52,239)			
Oct-25	13,837	18,678	(4,841)	24,637	31,672	(7,035)	166,891	207,234	(40,343)	205,365	257,584	(52,219)			
Nov-25	13,897	18,718	(4,821)	24,753	31,788	(7,035)	167,434	207,778	(40,344)	206,084	258,284	(52,200)			
Dec-25	13,957	18,758	(4,801)	24,869	31,904	(7,035)	167,977	208,321	(40,344)	206,803	258,983	(52,180)			
Jan-26	14,017	18,798	(4,781)	24,985	32,020	(7,035)	168,520	208,864	(40,344)	207,522	259,682	(52,160)			
Feb-26	14,077	18,838	(4,761)	25,101	32,136	(7,035)	169,063	209,407	(40,344)	208,241	260,381	(52,140)			
Mar-26	14,137	18,878	(4,741)	25,217	32,252	(7,035)	169,606	209,951	(40,345)	208,960	261,081	(52,121)			
Apr-26	14,197	18,918	(4,721)	25,333	32,368	(7,035)	170,149	210,494	(40,345)	209,679	261,780	(52,101)			
May-26	14,257	18,958	(4,701)	25,449	32,484	(7,035)	170,692	211,037	(40,345)	210,398	262,479	(52,081)			
Jun-26	14,317	18,998	(4,681)	25,565	32,600	(7,035)	171,235	211,580	(40,345)	211,117	263,178	(52,061)			
Total	167,844	225,336	(57,492)	299,124	383,544	(84,420)	2,018,982	2,503,110	(484,128)	2,485,950	3,111,990	(626,040)			
Jul-26	14,357	19,404	(5,047)	25,627	33,145	(7,518)	171,791	216,625	(44,834)	211,775	269,174	(57,399)			
Aug-26	14,397	19,444	(5,047)	25,689	33,207	(7,518)	172,347	217,181	(44,834)	212,433	269,832	(57,399)			
Sep-26	14,437	19,484	(5,047)	25,751	33,269	(7,518)	172,903	217,737	(44,834)	213,091	270,490	(57,399)			
Oct-26	14,477	19,524	(5,047)	25,813	33,331	(7,518)	173,459	218,294	(44,835)	213,749	271,149	(57,400)			
Nov-26	14,517	19,564	(5,047)	25,875	33,393	(7,518)	174,015	218,850	(44,835)	214,407	271,807	(57,400)			
Dec-26	14,557	19,604	(5,047)	25,937	33,455	(7,518)	174,571	219,406	(44,835)	215,065	272,465	(57,400)			
Jan-27	14,597	19,644	(5,047)	25,999	33,517	(7,518)	175,127	219,962	(44,835)	215,723	273,123	(57,400)			
Feb-27	14,637	19,684	(5,047)	26,061	33,579	(7,518)	175,683	220,519	(44,836)	216,381	273,782	(57,401)			
Mar-27	14,677	19,724	(5,047)	26,123	33,641	(7,518)	176,239	221,075	(44,836)	217,039	274,440	(57,401)			
Apr-27	14,717	19,764	(5,047)	26,185	33,703	(7,518)	176,795	221,631	(44,836)	217,697	275,098	(57,401)			
May-27	14,757	19,804	(5,047)	26,247	33,765	(7,518)	177,351	222,187	(44,836)	218,355	275,756	(57,401)			
Jun-27	14,797	19,844	(5,047)	26,309	33,827	(7,518)	177,907	222,744	(44,837)	219,013	276,415	(57,402)			
Total	174,924	235,488	(60,564)	311,616	401,832	(90,216)	2,098,188	2,636,210	(538,022)	2,584,728	3,273,530	(688,802)			

- (1) Childrens Medical Services only, does not include Bnet.
- (2) A combination of MediKids Title XXI and Full Pay programs.
- (3) A combination of Florida Healthy Kids Title XXI and Full Pay programs.
- (4) Annual change may differ from monthly changes due to rounding.

Florida KidCare
Caseload Social Services Estimating Conference - July 10, 2024
Actual and Projected Enrollment for July 2023 to June 2030

Enrollment Summary (Continued)
July 2027 through June 2030

	CMS (1)			Increase (Decrease)	MK (2)			Increase (Decrease)	HK (3)			Increase (Decrease)	Total		Increase (Decrease)
	SSEC Jul 10, 2024	SSEC Dec 4, 2023			SSEC Jul 10, 2024	SSEC Dec 4, 2023			SSEC Jul 10, 2024	SSEC Dec 4, 2023			SSEC Jul 10, 2024	SSEC Dec 4, 2023	
Jul-27	14,837	19,885	(5,048)	26,372	33,893	(7,521)	178,478	223,289	(44,811)	219,687	277,067	(57,380)			
Aug-27	14,877	19,925	(5,048)	26,435	33,956	(7,521)	179,049	223,860	(44,811)	220,361	277,741	(57,380)			
Sep-27	14,917	19,965	(5,048)	26,498	34,019	(7,521)	179,620	224,431	(44,811)	221,035	278,415	(57,380)			
Oct-27	14,957	20,005	(5,048)	26,561	34,082	(7,521)	180,191	225,002	(44,811)	221,709	279,089	(57,380)			
Nov-27	14,997	20,045	(5,048)	26,624	34,145	(7,521)	180,762	225,573	(44,811)	222,383	279,763	(57,380)			
Dec-27	15,037	20,085	(5,048)	26,687	34,208	(7,521)	181,333	226,144	(44,811)	223,057	280,437	(57,380)			
Jan-28	15,077	20,125	(5,048)	26,750	34,271	(7,521)	181,904	226,715	(44,811)	223,731	281,111	(57,380)			
Feb-28	15,117	20,165	(5,048)	26,813	34,334	(7,521)	182,475	227,286	(44,811)	224,405	281,785	(57,380)			
Mar-28	15,157	20,205	(5,048)	26,876	34,397	(7,521)	183,046	227,857	(44,811)	225,079	282,459	(57,380)			
Apr-28	15,197	20,245	(5,048)	26,939	34,460	(7,521)	183,617	228,428	(44,811)	225,753	283,133	(57,380)			
May-28	15,237	20,285	(5,048)	27,002	34,523	(7,521)	184,188	228,999	(44,811)	226,427	283,807	(57,380)			
Jun-28	15,277	20,325	(5,048)	27,065	34,586	(7,521)	184,759	229,570	(44,811)	227,101	284,481	(57,380)			
Total	180,684	241,260	(60,576)	320,622	410,874	(90,252)	2,179,422	2,717,150	(537,728)	2,680,728	3,369,284	(688,556)			
Jul-28	15,317	20,554	(5,237)	27,128	34,777	(7,649)	185,345	231,318	(45,973)	227,790	286,649	(58,859)			
Aug-28	15,357	20,594	(5,237)	27,191	34,840	(7,649)	185,931	231,904	(45,973)	228,479	287,338	(58,859)			
Sep-28	15,397	20,634	(5,237)	27,254	34,903	(7,649)	186,517	232,490	(45,973)	229,168	288,027	(58,859)			
Oct-28	15,437	20,674	(5,237)	27,317	34,966	(7,649)	187,103	233,076	(45,973)	229,857	288,716	(58,859)			
Nov-28	15,477	20,714	(5,237)	27,380	35,029	(7,649)	187,689	233,662	(45,973)	230,546	289,405	(58,859)			
Dec-28	15,517	20,754	(5,237)	27,443	35,092	(7,649)	188,275	234,248	(45,973)	231,235	290,094	(58,859)			
Jan-29	15,557	20,794	(5,237)	27,506	35,155	(7,649)	188,861	234,834	(45,973)	231,924	290,783	(58,859)			
Feb-29	15,597	20,834	(5,237)	27,569	35,218	(7,649)	189,447	235,420	(45,973)	232,613	291,472	(58,859)			
Mar-29	15,637	20,874	(5,237)	27,632	35,281	(7,649)	190,033	236,006	(45,973)	233,302	292,161	(58,859)			
Apr-29	15,677	20,914	(5,237)	27,695	35,344	(7,649)	190,619	236,592	(45,973)	233,991	292,850	(58,859)			
May-29	15,717	20,954	(5,237)	27,758	35,407	(7,649)	191,205	237,178	(45,973)	234,680	293,539	(58,859)			
Jun-29	15,757	20,994	(5,237)	27,821	35,470	(7,649)	191,791	237,764	(45,973)	235,369	294,228	(58,859)			
Total	186,444	249,288	(62,844)	329,694	421,482	(91,788)	2,262,816	2,814,488	(551,672)	2,778,954	3,485,258	(706,304)			
Jul-29	15,797	-	15,797	27,884	-	27,884	192,377	-	192,377	236,058	-	236,058			
Aug-29	15,837	-	15,837	27,947	-	27,947	192,963	-	192,963	236,747	-	236,747			
Sep-29	15,877	-	15,877	28,010	-	28,010	193,549	-	193,549	237,436	-	237,436			
Oct-29	15,917	-	15,917	28,073	-	28,073	194,135	-	194,135	238,125	-	238,125			
Nov-29	15,957	-	15,957	28,136	-	28,136	194,721	-	194,721	238,814	-	238,814			
Dec-29	15,997	-	15,997	28,199	-	28,199	195,307	-	195,307	239,503	-	239,503			
Jan-30	16,037	-	16,037	28,262	-	28,262	195,893	-	195,893	240,192	-	240,192			
Feb-30	16,077	-	16,077	28,325	-	28,325	196,479	-	196,479	240,881	-	240,881			
Mar-30	16,117	-	16,117	28,388	-	28,388	197,065	-	197,065	241,570	-	241,570			
Apr-30	16,157	-	16,157	28,451	-	28,451	197,651	-	197,651	242,259	-	242,259			
May-30	16,197	-	16,197	28,514	-	28,514	198,237	-	198,237	242,948	-	242,948			
Jun-30	16,237	-	16,237	28,577	-	28,577	198,823	-	198,823	243,637	-	243,637			
Total	192,204	-	192,204	338,766	-	338,766	2,347,200	-	2,347,200	2,878,170	-	2,878,170			

- (1) Childrens Medical Services only, does not include Bnet.
- (2) A combination of MediKids Title XXI and Full Pay programs.
- (3) A combination of Florida Healthy Kids Title XXI and Full Pay programs.
- (4) Annual change may differ from monthly changes due to rounding.

Florida KidCare
 Caseload Social Services Estimating Conference - July 10, 2024
 Actual Enrollment

**Monthly KidCare Enrollments
 July 2023 through June 2024**

Month / Year	HK Title XXI	HK Full Pay	HK Total	MK Title XXI	MK Full Pay	MK Total	CMS	Total
Jul-23	82,212	20,935	103,147	6,228	3,076	9,304	6,878	119,329
Aug-23	88,366	21,334	109,700	7,329	3,144	10,473	7,212	127,385
Sep-23	97,008	21,993	119,001	8,603	3,234	11,837	7,756	138,594
Oct-23	102,577	22,649	125,226	9,738	3,346	13,084	8,245	146,555
Nov-23	108,524	23,045	131,569	10,988	3,474	14,462	8,725	154,756
Dec-23	112,167	23,033	135,200	11,706	3,482	15,188	8,974	159,362
Jan-24	113,836	22,877	136,713	12,048	3,574	15,622	9,210	161,545
Feb-24	119,112	23,087	142,199	12,879	3,665	16,544	9,501	168,244
Mar-24	124,015	23,576	147,591	13,847	3,791	17,638	10,011	175,240
Apr-24	128,698	23,523	152,221	14,922	3,908	18,830	10,767	181,818
May-24	132,961	23,886	156,847	16,068	4,096	20,164	11,458	188,469
Jun-24	133,698	24,137	157,835	17,273	4,193	21,466	11,963	191,264

Average Enrollment	111,931	22,840	134,771	11,802	3,582	15,384	9,225	159,380
---------------------------	----------------	---------------	----------------	---------------	--------------	---------------	--------------	----------------

Percentage Split between KidCare Programs	70.2%	14.3%	84.6%	7.4%	2.2%	9.7%	5.8%	100.0%
--	-------	-------	-------	------	------	------	------	--------

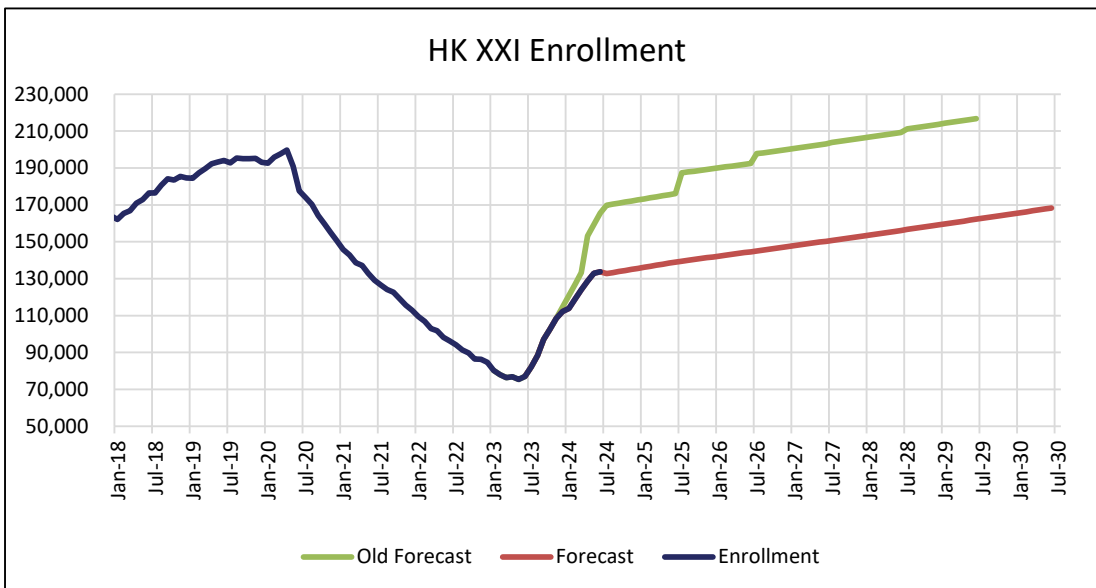
Florida KidCare
Social Services Conference - July 10, 2024
Enrollment Projections

**Enrollment for Healthy Kids Title XXI Children
July 2023 through June 2024**

Month / Year	HK Title XXI Enrollment	Change in Monthly Enrollment	Percent Change in Monthly Enrollment
Jul-23	82,212	5,122	6.64%
Aug-23	88,366	6,154	7.49%
Sep-23	97,008	8,642	9.78%
Oct-23	102,577	5,569	5.74%
Nov-23	108,524	5,947	5.80%
Dec-23	112,167	3,643	3.36%
Jan-24	113,836	1,669	1.49%
Feb-24	119,112	5,276	4.63%
Mar-24	124,015	4,903	4.12%
Apr-24	128,698	4,683	3.78%
May-24	132,961	4,263	3.31%
Jun-24	133,698	737	0.55%

Average Monthly Change 4,717 4.72%

	Current Projections (07/10/2024)		Previous Projections (12/04/2023)	
	Month	Annual	Month	Annual
Jul 2023 thru Jun 2024	4,717	73.43%	7,372	114.75%
Jul 2024 thru Jun 2025	446	4.01%	883	6.40%
Jul 2025 thru Jun 2026	462	3.99%	1,360	9.26%
Jul 2026 thru Jun 2027	475	3.94%	878	5.47%
Jul 2027 thru Jun 2028	490	3.91%	517	3.06%
Jul 2028 thru Jun 2029	505	3.88%	631	3.62%
Jul 2029 thru Jun 2030	505	3.74%	-	-



Florida KidCare
Social Services Conference - July 10, 2024
Enrollment Projections

**Enrollment Projections for Healthy Kids Title XXI Children
July 2023 through June 2027**

Current Projections (07/10/2024)				Previous Projections (12/04/2023)		
Month / Year	Monthly Enrollment	Monthly Change	Annual Change	Monthly Enrollment	Monthly Change	Annual Change
Jul-23	82,212	5,122		82,212	5,122	
Aug-23	88,366	6,154		88,366	6,154	
Sep-23	97,008	8,642		97,008	8,642	
Oct-23	102,577	5,569		102,577	5,569	
Nov-23	108,524	5,947		108,524	5,947	
Dec-23	112,167	3,643		114,724	6,200	
Jan-24	113,836	1,669		120,924	6,200	
Feb-24	119,112	5,276		127,124	6,200	
Mar-24	124,015	4,903		133,324	6,200	
Apr-24	128,698	4,683		153,153	19,829	
May-24	132,961	4,263		159,353	6,200	
Jun-24	133,698	737	56,608	165,553	6,200	88,463
Jul-24	132,762	(936)		169,855	4,302	
Aug-24	133,334	572		170,427	572	
Sep-24	133,906	572		170,999	572	
Oct-24	134,478	572		171,571	572	
Nov-24	135,050	572		172,143	572	
Dec-24	135,622	572		172,715	572	
Jan-25	136,194	572		173,287	572	
Feb-25	136,766	572		173,859	572	
Mar-25	137,338	572		174,431	572	
Apr-25	137,910	572		175,003	572	
May-25	138,482	572		175,575	572	
Jun-25	139,054	572	5,356	176,147	572	10,594
Jul-25	139,516	462		187,384	11,237	
Aug-25	139,978	462		187,846	462	
Sep-25	140,440	462		188,308	462	
Oct-25	140,902	462		188,770	462	
Nov-25	141,364	462		189,232	462	
Dec-25	141,826	462		189,694	462	
Jan-26	142,288	462		190,156	462	
Feb-26	142,750	462		190,618	462	
Mar-26	143,212	462		191,080	462	
Apr-26	143,674	462		191,542	462	
May-26	144,136	462		192,004	462	
Jun-26	144,598	462	5,544	192,466	462	16,319
Jul-26	145,073	475		197,777	5,311	
Aug-26	145,548	475		198,252	475	
Sep-26	146,023	475		198,727	475	
Oct-26	146,498	475		199,202	475	
Nov-26	146,973	475		199,677	475	
Dec-26	147,448	475		200,152	475	
Jan-27	147,923	475		200,627	475	
Feb-27	148,398	475		201,102	475	
Mar-27	148,873	475		201,577	475	
Apr-27	149,348	475		202,052	475	
May-27	149,823	475		202,527	475	
Jun-27	150,298	475	5,700	203,002	475	10,536

Florida KidCare
 Social Services Conference - July 10, 2024
 Enrollment Projections

Enrollment Projections for Healthy Kids Title XXI Children (Continued)
July 2027 though June 2030

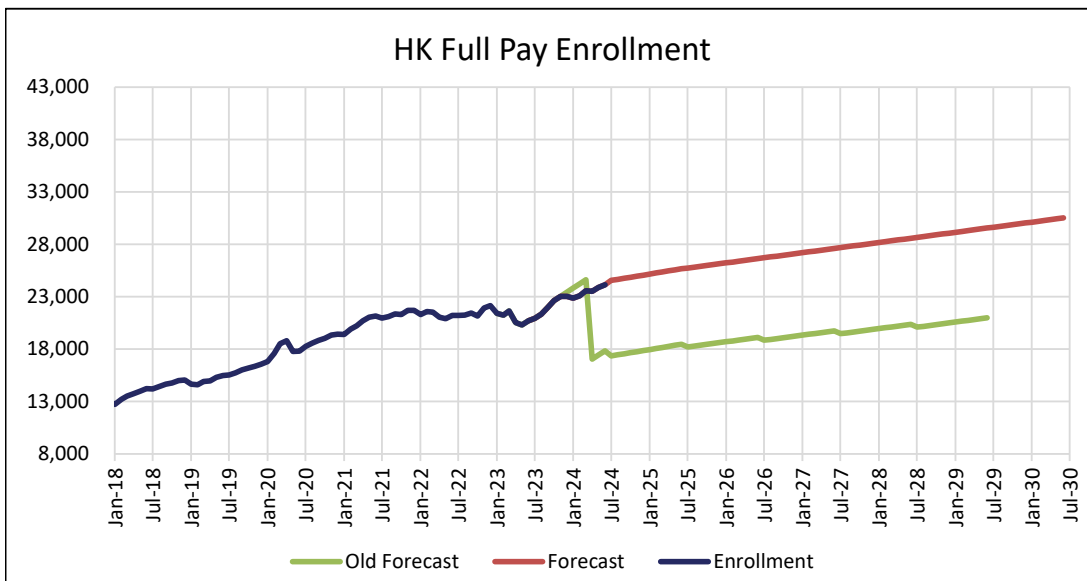
Current Projections (07/10/2024)				Previous Projections (12/04/2023)		
Month Year	Monthly Enrollment	Monthly Change	Annual Change	Monthly Enrollment	Monthly Change	Annual Change
Jul-27	150,788	490		203,814	812	
Aug-27	151,278	490		204,304	490	
Sep-27	151,768	490		204,794	490	
Oct-27	152,258	490		205,284	490	
Nov-27	152,748	490		205,774	490	
Dec-27	153,238	490		206,264	490	
Jan-28	153,728	490		206,754	490	
Feb-28	154,218	490		207,244	490	
Mar-28	154,708	490		207,734	490	
Apr-28	155,198	490		208,224	490	
May-28	155,688	490		208,714	490	
Jun-28	156,178	490	5,880	209,204	490	6,202
Jul-28	156,683	505		211,218	2,014	
Aug-28	157,188	505		211,723	505	
Sep-28	157,693	505		212,228	505	
Oct-28	158,198	505		212,733	505	
Nov-28	158,703	505		213,238	505	
Dec-28	159,208	505		213,743	505	
Jan-29	159,713	505		214,248	505	
Feb-29	160,218	505		214,753	505	
Mar-29	160,723	505		215,258	505	
Apr-29	161,228	505		215,763	505	
May-29	161,733	505		216,268	505	
Jun-29	162,238	505	6,060	216,773	505	7,569
Jul-29	162,743	505		-	-	
Aug-29	163,248	505		-	-	
Sep-29	163,753	505		-	-	
Oct-29	164,258	505		-	-	
Nov-29	164,763	505		-	-	
Dec-29	165,268	505		-	-	
Jan-30	165,773	505		-	-	
Feb-30	166,278	505		-	-	
Mar-30	166,783	505		-	-	
Apr-30	167,288	505		-	-	
May-30	167,793	505		-	-	
Jun-30	168,298	505	6,060	-	-	-

**Enrollment for Healthy Kids Full Pay Children
 July 2023 through June 2024**

Month / Year	HK Full Pay Enrollment	Change in Monthly Enrollment	Percent Change in Monthly Enrollment
Jul-23	20,935	223	1.08%
Aug-23	21,334	399	1.91%
Sep-23	21,993	659	3.09%
Oct-23	22,649	656	2.98%
Nov-23	23,045	396	1.75%
Dec-23	23,033	(12)	-0.05%
Jan-24	22,877	(156)	-0.68%
Feb-24	23,087	210	0.92%
Mar-24	23,576	489	2.12%
Apr-24	23,523	(53)	-0.22%
May-24	23,886	363	1.54%
Jun-24	24,137	251	1.05%

Average Monthly Change 285 1.29%

	Current Projections (07/10/2024)		Previous Projections (12/04/2023)	
	Month	Annual	Month	Annual
Jul 2023 thru Jun 2024	285	16.54%	-239	-13.87%
Jul 2024 thru Jun 2025	127	6.33%	52	3.51%
Jul 2025 thru Jun 2026	81	3.79%	54	3.52%
Jul 2026 thru Jun 2027	81	3.65%	52	3.28%
Jul 2027 thru Jun 2028	81	3.52%	52	3.16%
Jul 2028 thru Jun 2029	81	3.40%	52	3.07%
Jul 2029 thru Jun 2030	81	3.29%	-	-



Florida KidCare
 Social Services Estimating Conference - July 10, 2024
 Enrollment Projections

**Enrollment Projections for Healthy Kids Full Pay Children
 July 2023 through June 2027**

Current Projections (07/10/2024)				Previous Projections (12/04/2023)		
Month / Year	Monthly Enrollment	Monthly Change	Annual Change	Monthly Enrollment	Monthly Change	Annual Change
Jul-23	20,935	223		20,935	223	
Aug-23	21,334	399		21,334	399	
Sep-23	21,993	659		21,993	659	
Oct-23	22,649	656		22,649	656	
Nov-23	23,045	396		23,045	396	
Dec-23	23,033	(12)		23,439	394	
Jan-24	22,877	(156)		23,833	394	
Feb-24	23,087	210		24,227	394	
Mar-24	23,576	489		24,621	394	
Apr-24	23,523	(53)		17,051	(7,570)	
May-24	23,886	363		17,445	394	
Jun-24	24,137	251	3,425	17,839	394	(2,873)
Jul-24	24,565	428		17,364	(475)	
Aug-24	24,665	100		17,464	100	
Sep-24	24,765	100		17,564	100	
Oct-24	24,865	100		17,664	100	
Nov-24	24,965	100		17,765	100	
Dec-24	25,065	100		17,865	100	
Jan-25	25,165	100		17,965	100	
Feb-25	25,265	100		18,065	100	
Mar-25	25,365	100		18,165	100	
Apr-25	25,465	100		18,265	100	
May-25	25,565	100		18,365	100	
Jun-25	25,665	100	1,528	18,465	100	626
Jul-25	25,746	81		18,221	(245)	
Aug-25	25,827	81		18,302	81	
Sep-25	25,908	81		18,383	81	
Oct-25	25,989	81		18,464	81	
Nov-25	26,070	81		18,546	81	
Dec-25	26,151	81		18,627	81	
Jan-26	26,232	81		18,708	81	
Feb-26	26,313	81		18,789	81	
Mar-26	26,394	81		18,871	81	
Apr-26	26,475	81		18,952	81	
May-26	26,556	81		19,033	81	
Jun-26	26,637	81	972	19,114	81	649
Jul-26	26,718	81		18,848	(267)	
Aug-26	26,799	81		18,929	81	
Sep-26	26,880	81		19,010	81	
Oct-26	26,961	81		19,092	81	
Nov-26	27,042	81		19,173	81	
Dec-26	27,123	81		19,254	81	
Jan-27	27,204	81		19,335	81	
Feb-27	27,285	81		19,417	81	
Mar-27	27,366	81		19,498	81	
Apr-27	27,447	81		19,579	81	
May-27	27,528	81		19,660	81	
Jun-27	27,609	81	972	19,742	81	627

Florida KidCare
 Social Services Estimating Conference - July 10, 2024
 Enrollment Projections

Enrollment Projections for Healthy Kids Full Pay Children (Continued)
July 2027 though June 2030

Current Projections (07/10/2024)				Previous Projections (12/04/2023)		
Month Year	Monthly Enrollment	Monthly Change	Annual Change	Monthly Enrollment	Monthly Change	Annual Change
Jul-27	27,690	81		19,475	(267)	
Aug-27	27,771	81		19,556	81	
Sep-27	27,852	81		19,637	81	
Oct-27	27,933	81		19,718	81	
Nov-27	28,014	81		19,799	81	
Dec-27	28,095	81		19,880	81	
Jan-28	28,176	81		19,961	81	
Feb-28	28,257	81		20,042	81	
Mar-28	28,338	81		20,123	81	
Apr-28	28,419	81		20,204	81	
May-28	28,500	81		20,285	81	
Jun-28	28,581	81	972	20,366	81	624
Jul-28	28,662	81		20,100	(266)	
Aug-28	28,743	81		20,181	81	
Sep-28	28,824	81		20,262	81	
Oct-28	28,905	81		20,343	81	
Nov-28	28,986	81		20,424	81	
Dec-28	29,067	81		20,505	81	
Jan-29	29,148	81		20,586	81	
Feb-29	29,229	81		20,667	81	
Mar-29	29,310	81		20,748	81	
Apr-29	29,391	81		20,829	81	
May-29	29,472	81		20,910	81	
Jun-29	29,553	81	972	20,991	81	625
Jul-29	29,634	81		-	-	
Aug-29	29,715	81		-	-	
Sep-29	29,796	81		-	-	
Oct-29	29,877	81		-	-	
Nov-29	29,958	81		-	-	
Dec-29	30,039	81		-	-	
Jan-30	30,120	81		-	-	
Feb-30	30,201	81		-	-	
Mar-30	30,282	81		-	-	
Apr-30	30,363	81		-	-	
May-30	30,444	81		-	-	
Jun-30	30,525	81	972	-	-	-

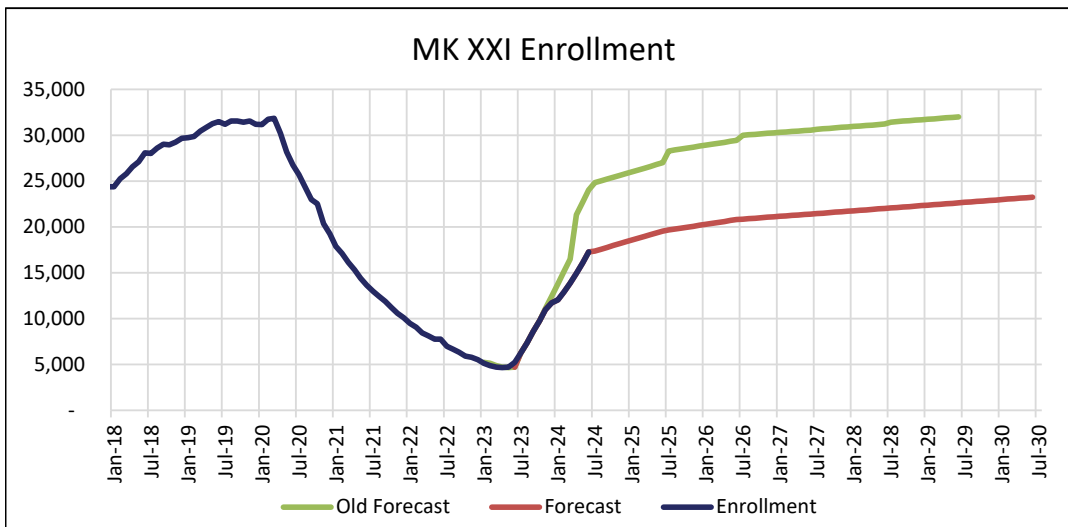
**Enrollment for MediKids Title XXI Children
July 2023 through June 2024**

Month / Year	MK Title XXI Enrollment	Change in Monthly Enrollment	Percent Change in Monthly Enrollment
Jul-23	6,228	1,004	19.22%
Aug-23	7,329	1,101	17.68%
Sep-23	8,603	1,274	17.38%
Oct-23	9,738	1,135	13.19%
Nov-23	10,988	1,250	12.84%
Dec-23	11,706	718	6.53%
Jan-24	12,048	342	2.92%
Feb-24	12,879	831	6.90%
Mar-24	13,847	968	7.52%
Apr-24	14,922	1,075	7.76%
May-24	16,068	1,146	7.68%
* Jun-24	17,273	1,205	7.50%

Average Monthly Change 1,004 10.59%

* Month of enrollment is not complete and is based on preliminary reporting.

	Current Projections (07/10/2024)		Previous Projections (12/04/2023)	
	Month	Annual	Month	Annual
Jul 2023 thru Jun 2024	1,004	230.65%	1,567	359.97%
Jul 2024 thru Jun 2025	190	13.21%	247	12.35%
Jul 2025 thru Jun 2026	104	6.38%	203	9.02%
Jul 2026 thru Jun 2027	50	2.88%	94	3.82%
Jul 2027 thru Jun 2028	51	2.86%	55	2.15%
Jul 2028 thru Jun 2029	51	2.78%	65	2.51%
Jul 2029 thru Jun 2030	51	2.70%	-	-



Florida KidCare
Social Services Estimating Conference - July 10, 2024
Enrollment Projections

**Enrollment Projections for MediKids Title XXI Children
July 2023 through June 2027**

Current Projections (07/10/2024)				Previous Projections (12/04/2023)		
Month / Year	Monthly Enrollment	Monthly Change	Annual Change	Monthly Enrollment	Monthly Change	Annual Change
Jul-23	6,228	1,004		6,228	1,004	
Aug-23	7,329	1,101		7,329	1,101	
Sep-23	8,603	1,274		8,603	1,274	
Oct-23	9,738	1,135		9,738	1,135	
Nov-23	10,988	1,250		11,088	1,350	
Dec-23	11,706	718		12,438	1,350	
Jan-24	12,048	342		13,788	1,350	
Feb-24	12,879	831		15,138	1,350	
Mar-24	13,847	968		16,488	1,350	
Apr-24	14,922	1,075		21,329	4,841	
May-24	16,068	1,146		22,679	1,350	
* Jun-24	17,273	1,205	12,049	24,029	1,350	18,805
* Jul-24	17,376	103		24,818	789	
Aug-24	17,574	198		25,016	198	
Sep-24	17,772	198		25,214	198	
Oct-24	17,970	198		25,412	198	
Nov-24	18,168	198		25,610	198	
Dec-24	18,366	198		25,808	198	
Jan-25	18,564	198		26,006	198	
Feb-25	18,762	198		26,204	198	
Mar-25	18,960	198		26,402	198	
Apr-25	19,158	198		26,600	198	
May-25	19,356	198		26,798	198	
Jun-25	19,554	198	2,281	26,996	198	2,967
Jul-25	19,658	104		28,288	1,292	
Aug-25	19,762	104		28,392	104	
Sep-25	19,866	104		28,496	104	
Oct-25	19,970	104		28,600	104	
Nov-25	20,074	104		28,704	104	
Dec-25	20,178	104		28,808	104	
Jan-26	20,282	104		28,912	104	
Feb-26	20,386	104		29,016	104	
Mar-26	20,490	104		29,120	104	
Apr-26	20,594	104		29,224	104	
May-26	20,698	104		29,328	104	
Jun-26	20,802	104	1,248	29,432	104	2,436
Jul-26	20,852	50		30,005	573	
Aug-26	20,902	50		30,055	50	
Sep-26	20,952	50		30,105	50	
Oct-26	21,002	50		30,155	50	
Nov-26	21,052	50		30,205	50	
Dec-26	21,102	50		30,255	50	
Jan-27	21,152	50		30,305	50	
Feb-27	21,202	50		30,355	50	
Mar-27	21,252	50		30,405	50	
Apr-27	21,302	50		30,455	50	
May-27	21,352	50		30,505	50	
Jun-27	21,402	50	600	30,555	50	1,123

* Month of enrollment is not complete and is based on preliminary reporting.

Florida KidCare
 Social Services Estimating Conference - July 10, 2024
 Enrollment Projections

Enrollment Projections for MediKids Title XXI Children (Continued)
July 2027 though June 2030

Current Projections (07/10/2024)				Previous Projections (12/04/2023)		
Month Year	Monthly Enrollment	Monthly Change	Annual Change	Monthly Enrollment	Monthly Change	Annual Change
Jul-27	21,453	51		30,652	97	
Aug-27	21,504	51		30,703	51	
Sep-27	21,555	51		30,754	51	
Oct-27	21,606	51		30,805	51	
Nov-27	21,657	51		30,856	51	
Dec-27	21,708	51		30,907	51	
Jan-28	21,759	51		30,958	51	
Feb-28	21,810	51		31,009	51	
Mar-28	21,861	51		31,060	51	
Apr-28	21,912	51		31,111	51	
May-28	21,963	51		31,162	51	
Jun-28	22,014	51	612	31,213	51	658
Jul-28	22,065	51		31,435	222	
Aug-28	22,116	51		31,486	51	
Sep-28	22,167	51		31,537	51	
Oct-28	22,218	51		31,588	51	
Nov-28	22,269	51		31,639	51	
Dec-28	22,320	51		31,690	51	
Jan-29	22,371	51		31,741	51	
Feb-29	22,422	51		31,792	51	
Mar-29	22,473	51		31,843	51	
Apr-29	22,524	51		31,894	51	
May-29	22,575	51		31,945	51	
Jun-29	22,626	51	612	31,996	51	783
Jul-29	22,677	51		-	-	
Aug-29	22,728	51		-	-	
Sep-29	22,779	51		-	-	
Oct-29	22,830	51		-	-	
Nov-29	22,881	51		-	-	
Dec-29	22,932	51		-	-	
Jan-30	22,983	51		-	-	
Feb-30	23,034	51		-	-	
Mar-30	23,085	51		-	-	
Apr-30	23,136	51		-	-	
May-30	23,187	51		-	-	
Jun-30	23,238	51	612	-	-	-

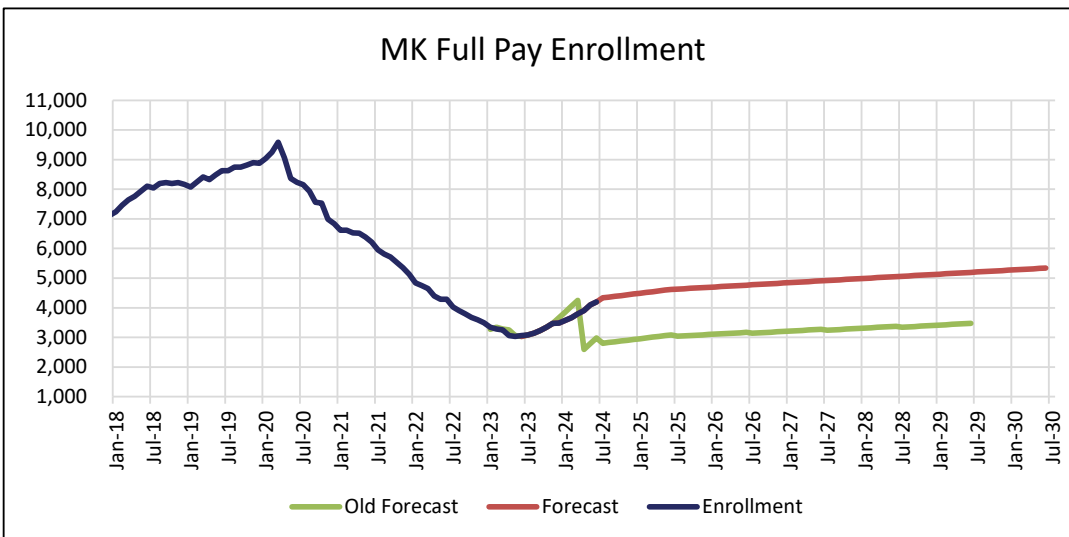
**Enrollment for MediKids Full Pay Children
July 2023 through June 2024**

Month / Year	MK Full Pay Enrollment	Change in Monthly Enrollment	Percent Change in Monthly Enrollment
Jul-23	3,076	13	0.42%
Aug-23	3,144	68	2.21%
Sep-23	3,234	90	2.86%
Oct-23	3,346	112	3.46%
Nov-23	3,474	128	3.83%
Dec-23	3,482	8	0.23%
Jan-24	3,574	92	2.64%
Feb-24	3,665	91	2.55%
Mar-24	3,791	126	3.44%
Apr-24	3,908	117	3.09%
May-24	4,096	188	4.81%
* Jun-24	4,193	97	2.37%

Average Monthly Change 94 2.66%

* Month of enrollment is not complete and is based on preliminary reporting.

	Current Projections (07/10/2024)		Previous Projections (12/04/2023)	
	Month	Annual	Month	Annual
Jul 2023 thru Jun 2024	94	36.89%	-7	-2.61%
Jul 2024 thru Jun 2025	36	10.16%	9	3.42%
Jul 2025 thru Jun 2026	12	3.12%	7	2.69%
Jul 2026 thru Jun 2027	12	3.02%	9	3.28%
Jul 2027 thru Jun 2028	12	2.93%	8	3.09%
Jul 2028 thru Jun 2029	12	2.85%	8	2.99%
Jul 2029 thru Jun 2030	12	2.77%	-	-



Florida KidCare
Social Services Estimating Conference - July 10, 2024
Enrollment Projections

**Enrollment Projections for MediKids Full Pay Children
July 2023 through June 2027**

Current Projections (07/10/2024)				Previous Projections (12/04/2023)		
Month / Year	Monthly Enrollment	Monthly Change	Annual Change	Monthly Enrollment	Monthly Change	Annual Change
Jul-23	3,076	13		3,076	13	
Aug-23	3,144	68		3,144	68	
Sep-23	3,234	90		3,234	90	
Oct-23	3,346	112		3,346	112	
Nov-23	3,474	128		3,468	122	
Dec-23	3,482	8		3,663	195	
Jan-24	3,574	92		3,858	195	
Feb-24	3,665	91		4,053	195	
Mar-24	3,791	126		4,248	195	
Apr-24	3,908	117		2,593	(1,655)	
May-24	4,096	188		2,788	195	
* Jun-24	4,193	97	1,130	2,983	195	(80)
* Jul-24	4,333	140		2,799	(184)	
Aug-24	4,359	26		2,825	26	
Sep-24	4,385	26		2,851	26	
Oct-24	4,411	26		2,877	26	
Nov-24	4,437	26		2,903	26	
Dec-24	4,463	26		2,929	26	
Jan-25	4,489	26		2,955	26	
Feb-25	4,515	26		2,981	26	
Mar-25	4,541	26		3,007	26	
Apr-25	4,567	26		3,033	26	
May-25	4,593	26		3,059	26	
Jun-25	4,619	26	426	3,085	26	102
Jul-25	4,631	12		3,036	(49)	
Aug-25	4,643	12		3,048	12	
Sep-25	4,655	12		3,060	12	
Oct-25	4,667	12		3,072	12	
Nov-25	4,679	12		3,084	12	
Dec-25	4,691	12		3,096	12	
Jan-26	4,703	12		3,108	12	
Feb-26	4,715	12		3,120	12	
Mar-26	4,727	12		3,132	12	
Apr-26	4,739	12		3,144	12	
May-26	4,751	12		3,156	12	
Jun-26	4,763	12	144	3,168	12	83
Jul-26	4,775	12		3,140	(28)	
Aug-26	4,787	12		3,152	12	
Sep-26	4,799	12		3,164	12	
Oct-26	4,811	12		3,176	12	
Nov-26	4,823	12		3,188	12	
Dec-26	4,835	12		3,200	12	
Jan-27	4,847	12		3,212	12	
Feb-27	4,859	12		3,224	12	
Mar-27	4,871	12		3,236	12	
Apr-27	4,883	12		3,248	12	
May-27	4,895	12		3,260	12	
Jun-27	4,907	12	144	3,272	12	104

* Month of enrollment is not complete and is based on preliminary reporting.

Florida KidCare
 Social Services Estimating Conference - July 10, 2024
 Enrollment Projections

Enrollment Projections for MediKids Full Pay Children (Continued)
July 2027 though June 2030

Current Projections (07/10/2024)				Previous Projections (12/04/2023)		
Month Year	Monthly Enrollment	Monthly Change	Annual Change	Monthly Enrollment	Monthly Change	Annual Change
Jul-27	4,919	12		3,241	(31)	
Aug-27	4,931	12		3,253	12	
Sep-27	4,943	12		3,265	12	
Oct-27	4,955	12		3,277	12	
Nov-27	4,967	12		3,289	12	
Dec-27	4,979	12		3,301	12	
Jan-28	4,991	12		3,313	12	
Feb-28	5,003	12		3,325	12	
Mar-28	5,015	12		3,337	12	
Apr-28	5,027	12		3,349	12	
May-28	5,039	12		3,361	12	
Jun-28	5,051	12	144	3,373	12	101
Jul-28	5,063	12		3,342	(31)	
Aug-28	5,075	12		3,354	12	
Sep-28	5,087	12		3,366	12	
Oct-28	5,099	12		3,378	12	
Nov-28	5,111	12		3,390	12	
Dec-28	5,123	12		3,402	12	
Jan-29	5,135	12		3,414	12	
Feb-29	5,147	12		3,426	12	
Mar-29	5,159	12		3,438	12	
Apr-29	5,171	12		3,450	12	
May-29	5,183	12		3,462	12	
Jun-29	5,195	12	144	3,474	12	101
Jul-29	5,207	12		-	-	
Aug-29	5,219	12		-	-	
Sep-29	5,231	12		-	-	
Oct-29	5,243	12		-	-	
Nov-29	5,255	12		-	-	
Dec-29	5,267	12		-	-	
Jan-30	5,279	12		-	-	
Feb-30	5,291	12		-	-	
Mar-30	5,303	12		-	-	
Apr-30	5,315	12		-	-	
May-30	5,327	12		-	-	
Jun-30	5,339	12	144	-	-	-

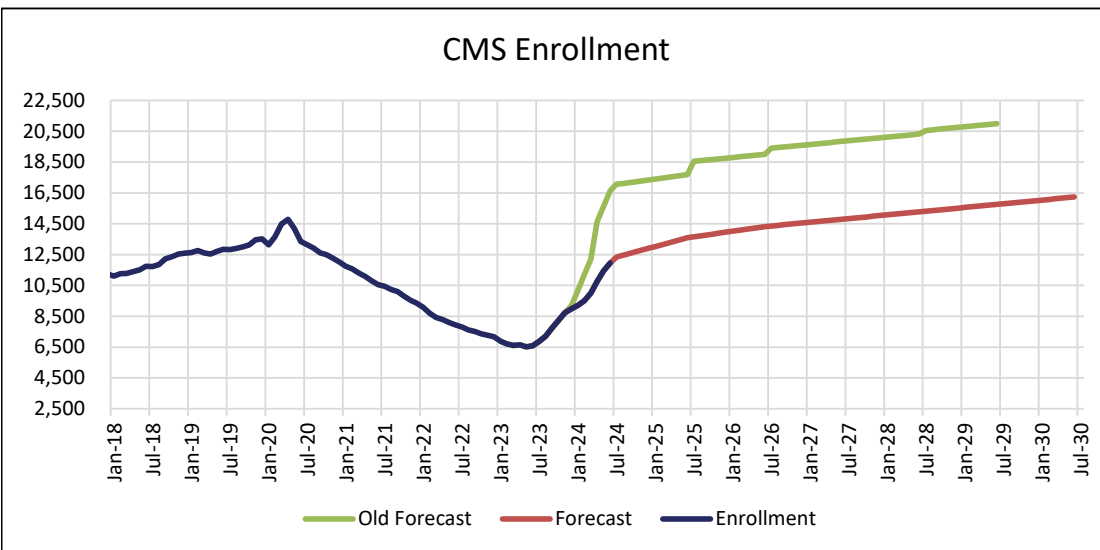
Florida KidCare
Social Services Estimating Conference - July 10, 2024
Enrollment Projections

**Enrollment for CMS Children
July 2023 through June 2024**

Month / Year	HK Title XXI Enrollment	Change in Monthly Enrollment	Percent Change in Monthly Enrollment
Jul-23	6,878	291	4.42%
Aug-23	7,212	334	4.86%
Sep-23	7,756	544	7.54%
Oct-23	8,245	489	6.30%
Nov-23	8,725	480	5.82%
Dec-23	8,974	249	2.85%
Jan-24	9,210	236	2.63%
Feb-24	9,501	291	3.16%
Mar-24	10,011	510	5.37%
Apr-24	10,767	756	7.55%
May-24	11,458	691	6.42%
Jun-24	11,963	505	4.41%

Average Monthly Change 448 5.11%

	Current Projections (07/10/2024)		Previous Projections (12/04/2023)	
	Month	Annual	Month	Annual
Jul 2023 thru Jun 2024	448	81.62%	838	152.65%
Jul 2024 thru Jun 2025	136	13.66%	87	6.29%
Jul 2025 thru Jun 2026	60	5.30%	109	7.40%
Jul 2026 thru Jun 2027	40	3.35%	71	4.45%
Jul 2027 thru Jun 2028	40	3.24%	40	2.42%
Jul 2028 thru Jun 2029	40	3.14%	56	3.29%
Jul 2029 thru Jun 2030	40	3.05%	-	-



Florida KidCare
Social Services Estimating Conference - July 10, 2024
Enrollment Projections

**Enrollment Projections for CMS Children
July 2023 through June 2027**

Current Projections (07/10/2024)				Previous Projections (12/04/2023)		
Month / Year	Monthly Enrollment	Monthly Change	Annual Change	Monthly Enrollment	Monthly Change	Annual Change
Jul-23	6,878	291		6,878	291	
Aug-23	7,212	334		7,212	334	
Sep-23	7,756	544		7,756	544	
Oct-23	8,245	489		8,245	489	
Nov-23	8,725	480		8,725	480	
Dec-23	8,974	249		9,187	462	
Jan-24	9,210	236		10,191	1,004	
Feb-24	9,501	291		11,195	1,004	
Mar-24	10,011	510		12,199	1,004	
Apr-24	10,767	756		14,634	2,435	
May-24	11,458	691		15,638	1,004	
Jun-24	11,963	505	5,376	16,642	1,004	10,055
Jul-24	12,343	380		17,062	420	
Aug-24	12,457	114		17,119	57	
Sep-24	12,571	114		17,176	57	
Oct-24	12,685	114		17,233	57	
Nov-24	12,799	114		17,290	57	
Dec-24	12,913	114		17,347	57	
Jan-25	13,027	114		17,404	57	
Feb-25	13,141	114		17,461	57	
Mar-25	13,255	114		17,518	57	
Apr-25	13,369	114		17,575	57	
May-25	13,483	114		17,632	57	
Jun-25	13,597	114	1,634	17,689	57	1,047
Jul-25	13,657	60		18,558	869	
Aug-25	13,717	60		18,598	40	
Sep-25	13,777	60		18,638	40	
Oct-25	13,837	60		18,678	40	
Nov-25	13,897	60		18,718	40	
Dec-25	13,957	60		18,758	40	
Jan-26	14,017	60		18,798	40	
Feb-26	14,077	60		18,838	40	
Mar-26	14,137	60		18,878	40	
Apr-26	14,197	60		18,918	40	
May-26	14,257	60		18,958	40	
Jun-26	14,317	60	720	18,998	40	1,309
Jul-26	14,357	40		19,404	406	
Aug-26	14,397	40		19,444	40	
Sep-26	14,437	40		19,484	40	
Oct-26	14,477	40		19,524	40	
Nov-26	14,517	40		19,564	40	
Dec-26	14,557	40		19,604	40	
Jan-27	14,597	40		19,644	40	
Feb-27	14,637	40		19,684	40	
Mar-27	14,677	40		19,724	40	
Apr-27	14,717	40		19,764	40	
May-27	14,757	40		19,804	40	
Jun-27	14,797	40	480	19,844	40	846

Florida KidCare
 Social Services Estimating Conference - July 10, 2024
 Enrollment Projections

Enrollment Projections for CMS Children (Continued)
July 2027 though June 2030

Current Projections (07/10/2024)				Previous Projections (12/04/2023)		
Month Year	Monthly Enrollment	Monthly Change	Annual Change	Monthly Enrollment	Monthly Change	Annual Change
Jul-27	14,837	40		19,885	41	
Aug-27	14,877	40		19,925	40	
Sep-27	14,917	40		19,965	40	
Oct-27	14,957	40		20,005	40	
Nov-27	14,997	40		20,045	40	
Dec-27	15,037	40		20,085	40	
Jan-28	15,077	40		20,125	40	
Feb-28	15,117	40		20,165	40	
Mar-28	15,157	40		20,205	40	
Apr-28	15,197	40		20,245	40	
May-28	15,237	40		20,285	40	
Jun-28	15,277	40	480	20,325	40	481
Jul-28	15,317	40		20,554	229	
Aug-28	15,357	40		20,594	40	
Sep-28	15,397	40		20,634	40	
Oct-28	15,437	40		20,674	40	
Nov-28	15,477	40		20,714	40	
Dec-28	15,517	40		20,754	40	
Jan-29	15,557	40		20,794	40	
Feb-29	15,597	40		20,834	40	
Mar-29	15,637	40		20,874	40	
Apr-29	15,677	40		20,914	40	
May-29	15,717	40		20,954	40	
Jun-29	15,757	40	480	20,994	40	669
Jul-29	15,797	40		-	-	
Aug-29	15,837	40		-	-	
Sep-29	15,877	40		-	-	
Oct-29	15,917	40		-	-	
Nov-29	15,957	40		-	-	
Dec-29	15,997	40		-	-	
Jan-30	16,037	40		-	-	
Feb-30	16,077	40		-	-	
Mar-30	16,117	40		-	-	
Apr-30	16,157	40		-	-	
May-30	16,197	40		-	-	
Jun-30	16,237	40	480	-	-	-