

Caseload Social Services Estimating Conference

Florida KidCare Program

February 13, 2023

REVISED PER CONFERENCE

Florida KidCare
Caseeload Social Services Estimating Conference - February 13, 2023
Actual and Projected Enrollment for July 2022 to June 2028

**Enrollment Summary
July 2022 through June 2026**

	CMS (1)			Increase (Decrease)	MK (2)			Increase (Decrease)	HK (3)			Increase (Decrease)	Total Enrollment		Increase (Decrease)
	SSEC Feb 13, 2023	SSEC Jul 14, 2022			SSEC Feb 13, 2023	SSEC Jul 14, 2022			SSEC Feb 13, 2023	SSEC Jul 14, 2022			SSEC Feb 13, 2023	SSEC Jul 14, 2022	
Jul-22	7,802	7,724	78	11,023	10,824	199	115,293	115,293	0	134,118	133,841	277			
Aug-22	7,618	7,506	112	10,565	10,129	436	112,598	112,644	(46)	130,781	130,280	501			
Sep-22	7,507	7,289	218	10,120	9,434	686	111,171	110,267	904	128,798	126,989	1,809			
Oct-22	7,352	7,071	281	9,602	8,739	863	107,603	107,889	(286)	124,557	123,699	858			
Nov-22	7,260	7,071	189	9,380	8,739	641	108,314	108,011	303	124,954	123,821	1,133			
Dec-22	7,162	7,638	(476)	9,028	11,028	(2,000)	106,784	114,776	(7,992)	122,974	133,442	(10,468)			
Jan-23	6,879	8,204	(1,325)	8,518	13,318	(4,800)	101,695	121,541	(19,846)	117,092	143,064	(25,972)			
Feb-23	6,749	8,771	(2,022)	8,098	15,607	(7,509)	99,795	128,307	(28,512)	114,642	152,685	(38,043)			
Mar-23	6,619	9,338	(2,719)	7,678	17,897	(10,219)	97,895	135,072	(37,177)	112,192	162,306	(50,114)			
Apr-23	6,627	9,905	(3,278)	7,678	20,186	(12,508)	97,995	141,837	(43,842)	112,300	171,928	(59,627)			
May-23	6,636	10,472	(3,836)	10,971	22,476	(11,505)	109,202	148,602	(39,400)	126,809	181,549	(54,740)			
Jun-23	6,644	11,039	(4,395)	14,264	24,765	(10,501)	120,409	155,367	(34,958)	141,317	191,170	(49,853)			
Total	84,855	102,027	(17,173)	116,925	173,142	(56,217)	1,288,754	1,499,606	(210,852)	1,490,534	1,774,775	(284,241)			
Jul-23	6,652	11,606	(4,953)	16,458	27,054	(10,597)	127,914	162,126	(34,212)	151,024	200,786	(49,762)			
Aug-23	6,660	12,173	(5,512)	18,653	29,344	(10,691)	135,418	168,885	(33,466)	160,732	210,401	(49,670)			
Sep-23	6,669	12,739	(6,071)	20,848	31,633	(10,786)	142,923	175,644	(32,721)	170,439	220,017	(49,577)			
Oct-23	6,677	13,306	(6,629)	23,042	33,923	(10,880)	150,428	182,403	(31,975)	180,147	229,632	(49,484)			
Nov-23	6,685	13,873	(7,188)	25,237	36,212	(10,975)	157,933	189,162	(31,230)	189,855	239,247	(49,392)			
Dec-23	6,694	14,440	(7,746)	27,432	36,607	(9,175)	165,437	195,921	(30,484)	199,563	246,969	(47,405)			
Jan-24	7,997	14,517	(6,519)	29,627	37,003	(7,376)	172,942	196,711	(23,769)	210,567	248,231	(37,664)			
Feb-24	9,301	14,594	(5,293)	31,822	37,398	(5,576)	180,447	197,501	(17,055)	221,570	249,493	(27,923)			
Mar-24	10,604	14,670	(4,066)	34,017	37,793	(3,776)	187,951	198,291	(10,340)	232,573	250,755	(18,183)			
Apr-24	11,908	14,747	(2,839)	36,212	38,189	(1,977)	195,456	199,082	(3,626)	243,576	252,018	(8,442)			
May-24	13,211	14,824	(1,612)	36,607	38,584	(1,977)	196,230	199,872	(3,642)	246,048	253,280	(7,231)			
Jun-24	14,515	14,901	(386)	37,003	38,980	(1,977)	197,003	200,662	(3,658)	248,521	254,542	(6,021)			
Total	107,575	166,389	(58,814)	336,959	422,720	(85,762)	2,010,082	2,266,260	(256,178)	2,454,615	2,855,370	(400,754)			
Jul-24	14,572	14,958	(386)	37,227	39,204	(1,977)	197,675	201,333	(3,658)	249,475	255,496	(6,021)			
Aug-24	14,630	15,015	(386)	37,452	39,429	(1,977)	198,347	202,005	(3,658)	250,429	256,450	(6,021)			
Sep-24	14,687	15,073	(386)	37,677	39,654	(1,977)	199,019	202,677	(3,658)	251,383	257,404	(6,021)			
Oct-24	14,745	15,130	(386)	37,902	39,879	(1,977)	199,690	203,349	(3,658)	252,337	258,358	(6,021)			
Nov-24	14,802	15,188	(386)	38,126	40,103	(1,977)	200,362	204,021	(3,658)	253,291	259,311	(6,021)			
Dec-24	14,859	15,245	(386)	38,351	40,328	(1,977)	201,034	204,692	(3,658)	254,244	260,265	(6,021)			
Jan-25	14,917	15,302	(386)	38,576	40,553	(1,977)	201,706	205,364	(3,658)	255,198	261,219	(6,021)			
Feb-25	14,974	15,360	(386)	38,801	40,777	(1,977)	202,378	206,036	(3,658)	256,152	262,173	(6,021)			
Mar-25	15,032	15,417	(386)	39,025	41,002	(1,977)	203,049	206,708	(3,658)	257,106	263,127	(6,021)			
Apr-25	15,089	15,475	(386)	39,250	41,227	(1,977)	203,721	207,379	(3,658)	258,060	264,081	(6,021)			
May-25	15,146	15,532	(386)	39,475	41,452	(1,977)	204,393	208,051	(3,658)	259,014	265,035	(6,021)			
Jun-25	15,204	15,589	(386)	39,699	41,676	(1,977)	205,065	208,723	(3,658)	259,968	265,989	(6,021)			
Total	178,657	183,285	(4,628)	461,562	485,284	(23,722)	2,416,438	2,460,339	(43,900)	3,056,657	3,128,908	(72,251)			
Jul-25	15,244	15,629	(386)	39,816	41,792	(1,977)	205,608	209,266	(3,658)	260,667	266,688	(6,021)			
Aug-25	15,283	15,669	(386)	39,932	41,909	(1,977)	206,151	209,810	(3,658)	261,366	267,387	(6,021)			
Sep-25	15,323	15,709	(386)	40,048	42,025	(1,977)	206,695	210,353	(3,658)	262,066	268,087	(6,021)			
Oct-25	15,363	15,749	(386)	40,164	42,141	(1,977)	207,238	210,896	(3,658)	262,765	268,786	(6,021)			
Nov-25	15,403	15,788	(386)	40,280	42,257	(1,977)	207,781	211,440	(3,658)	263,464	269,485	(6,021)			
Dec-25	15,443	15,828	(386)	40,396	42,373	(1,977)	208,324	211,983	(3,658)	264,163	270,184	(6,021)			
Jan-26	15,482	15,868	(386)	40,513	42,489	(1,977)	208,868	212,526	(3,658)	264,863	270,884	(6,021)			
Feb-26	15,522	15,908	(386)	40,629	42,606	(1,977)	209,411	213,069	(3,658)	265,562	271,583	(6,021)			
Mar-26	15,562	15,948	(386)	40,745	42,722	(1,977)	209,954	213,613	(3,658)	266,261	272,282	(6,021)			
Apr-26	15,602	15,988	(386)	40,861	42,838	(1,977)	210,498	214,156	(3,658)	266,960	272,981	(6,021)			
May-26	15,642	16,027	(386)	40,977	42,954	(1,977)	211,041	214,699	(3,658)	267,660	273,681	(6,021)			
Jun-26	15,681	16,067	(386)	41,093	43,070	(1,977)	211,584	215,243	(3,658)	268,359	274,380	(6,021)			
Total	185,550	190,178	(4,628)	485,453	509,176	(23,722)	2,503,153	2,547,054	(43,900)	3,174,156	3,246,407	(72,251)			

- (1) Childrens Medical Services only, does not include Bnet.
- (2) A combination of MediKids Title XXI and Full Pay programs.
- (3) A combination of Florida Healthy Kids Title XXI and Full Pay programs.
- (4) Annual change may differ from monthly changes due to rounding.

Florida KidCare
Caseeload Social Services Estimating Conference - February 13, 2023
Actual and Projected Enrollment for July 2022 to June 2028

Enrollment Summary (Continued)
July 2026 through June 2028

	CMS (1)		Increase (Decrease)	MK (2)		Increase (Decrease)	HK (3)		Increase (Decrease)	Total		Increase (Decrease)
	SSEC Feb 13, 2023	SSEC Jul 14, 2022		SSEC Feb 13, 2023	SSEC Jul 14, 2022		SSEC Feb 13, 2023	SSEC Jul 14, 2022		SSEC Feb 13, 2023	SSEC Jul 14, 2022	
Jul-26	15,721	16,107	(386)	41,155	43,132	(1,977)	212,140	215,799	(3,658)	269,017	275,037	(6,021)
Aug-26	15,761	16,147	(386)	41,217	43,194	(1,977)	212,696	216,355	(3,658)	269,674	275,695	(6,021)
Sep-26	15,801	16,187	(386)	41,278	43,255	(1,977)	213,253	216,911	(3,658)	270,332	276,353	(6,021)
Oct-26	15,841	16,226	(386)	41,340	43,317	(1,977)	213,809	217,467	(3,658)	270,989	277,010	(6,021)
Nov-26	15,880	16,266	(386)	41,402	43,379	(1,977)	214,365	218,023	(3,658)	271,647	277,668	(6,021)
Dec-26	15,920	16,306	(386)	41,463	43,440	(1,977)	214,921	218,579	(3,658)	272,305	278,326	(6,021)
Jan-27	15,960	16,346	(386)	41,525	43,502	(1,977)	215,477	219,136	(3,658)	272,962	278,983	(6,021)
Feb-27	16,000	16,386	(386)	41,587	43,564	(1,977)	216,033	219,692	(3,658)	273,620	279,641	(6,021)
Mar-27	16,040	16,425	(386)	41,648	43,625	(1,977)	216,589	220,248	(3,658)	274,278	280,299	(6,021)
Apr-27	16,080	16,465	(386)	41,710	43,687	(1,977)	217,146	220,804	(3,658)	274,935	280,956	(6,021)
May-27	16,119	16,505	(386)	41,772	43,749	(1,977)	217,702	221,360	(3,658)	275,593	281,614	(6,021)
Jun-27	16,159	16,545	(386)	41,834	43,810	(1,977)	218,258	221,916	(3,658)	276,250	282,271	(6,021)
Total	191,282	195,911	(4,628)	497,931	521,653	(23,722)	2,582,389	2,626,289	(43,900)	3,271,602	3,343,853	(72,251)
Jul-27	16,199	16,585	(386)	41,897	43,873	(1,977)	218,829	222,487	(3,658)	276,924	282,945	(6,021)
Aug-27	16,239	16,625	(386)	41,960	43,936	(1,977)	219,400	223,058	(3,658)	277,598	283,619	(6,021)
Sep-27	16,279	16,665	(386)	42,023	43,999	(1,977)	219,971	223,629	(3,658)	278,272	284,293	(6,021)
Oct-27	16,319	16,705	(386)	42,086	44,062	(1,977)	220,542	224,200	(3,658)	278,946	284,967	(6,021)
Nov-27	16,359	16,745	(386)	42,149	44,125	(1,977)	221,113	224,771	(3,658)	279,620	285,641	(6,021)
Dec-27	16,399	16,785	(386)	42,212	44,188	(1,977)	221,684	225,342	(3,658)	280,294	286,315	(6,021)
Jan-28	16,439	16,825	(386)	42,275	44,251	(1,977)	222,255	225,913	(3,658)	280,968	286,989	(6,021)
Feb-28	16,479	16,865	(386)	42,338	44,314	(1,977)	222,826	226,484	(3,658)	281,642	287,663	(6,021)
Mar-28	16,519	16,905	(386)	42,401	44,377	(1,977)	223,397	227,055	(3,658)	282,316	288,337	(6,021)
Apr-28	16,559	16,945	(386)	42,464	44,440	(1,977)	223,968	227,626	(3,658)	282,990	289,011	(6,021)
May-28	16,599	16,985	(386)	42,527	44,503	(1,977)	224,539	228,197	(3,658)	283,664	289,685	(6,021)
Jun-28	16,639	17,025	(386)	42,590	44,566	(1,977)	225,110	228,768	(3,658)	284,338	290,359	(6,021)
Total	197,030	201,658	(4,628)	506,916	530,639	(23,722)	2,663,631	2,707,532	(43,900)	3,367,578	3,439,829	(72,251)

- (1) Childrens Medical Services only, does not include Bnet.
- (2) A combination of MediKids Title XXI and Full Pay programs.
- (3) A combination of Florida Healthy Kids Title XXI and Full Pay programs.
- (4) Annual change may differ from monthly changes due to rounding.

Florida KidCare
 Caseload Social Services Estimating Conference - February 13, 2023
 Actual Enrollment

Monthly KidCare Enrollments
 February 2022 through January 2023

Month / Year	HK Title XXI	HK Full Pay	HK Total	MK Title XXI	MK Full Pay	MK Total	CMS	Total
Feb-22	106,890	21,582	128,472	9,053	4,746	13,799	8,691	150,962
Mar-22	102,886	21,537	124,423	8,452	4,649	13,101	8,415	145,939
Apr-22	101,834	21,043	122,877	8,105	4,395	12,500	8,295	143,672
May-22	98,142	20,916	119,058	7,753	4,289	12,042	8,092	139,192
Jun-22	96,195	21,205	117,400	7,327	4,192	11,519	7,942	136,861
Jul-22	94,080	21,213	115,293	6,996	4,027	11,023	7,802	134,118
Aug-22	91,360	21,238	112,598	6,664	3,901	10,565	7,618	130,781
Sep-22	89,712	21,459	111,171	6,325	3,795	10,120	7,507	128,798
Oct-22	86,436	21,167	107,603	5,926	3,676	9,602	7,352	124,557
Nov-22	86,376	21,938	108,314	5,790	3,590	9,380	7,260	124,954
Dec-22	84,621	22,163	106,784	5,536	3,492	9,028	7,162	122,974
Jan-23	80,289	21,406	101,695	5,244	3,274	8,518	6,879	117,092

Average Enrollment	93,235	21,406	114,641	6,931	4,002	10,933	7,751	133,325
---------------------------	---------------	---------------	----------------	--------------	--------------	---------------	--------------	----------------

Percentage Split between KidCare Programs	69.93%	16.06%	85.99%	5.20%	3.00%	8.20%	5.81%	100.00%
--	--------	--------	---------------	-------	-------	--------------	--------------	----------------

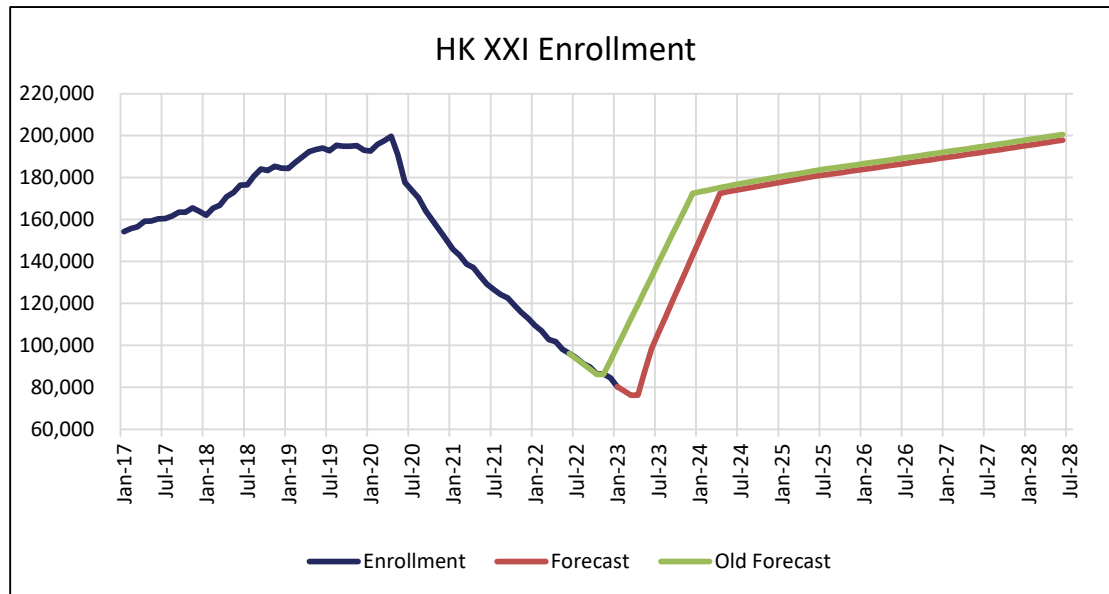
Florida KidCare
Social Services Conference - February 13, 2023
Enrollment Projections

**Enrollment for Healthy Kids Title XXI Children
February 2022 through January 2023**

Month / Year	HK Title XXI Enrollment	Change in Monthly Enrollment	Percent Change in Monthly Enrollment
Feb-22	106,890	(2,543)	-2.32%
Mar-22	102,886	(4,004)	-3.75%
Apr-22	101,834	(1,052)	-1.02%
May-22	98,142	(3,692)	-3.63%
Jun-22	96,195	(1,947)	-1.98%
Jul-22	94,080	(2,115)	-2.20%
Aug-22	91,360	(2,720)	-2.89%
Sep-22	89,712	(1,648)	-1.80%
Oct-22	86,436	(3,276)	-3.65%
Nov-22	86,376	(60)	-0.07%
Dec-22	84,621	(1,755)	-2.03%
Jan-23	80,289	(4,332)	-5.12%

Average Monthly Change (2,429) -2.54%

	Current Projections (2/13/2023)		Previous Projections (7/14/2022)	
	Month	Annual	Month	Annual
Jul 2022 thru Jun 2023	192	2.40%	3,042	37.94%
Jul 2023 thru Jun 2024	6,283	76.54%	3,658	33.08%
Jul 2024 thru Jun 2025	572	3.94%	572	3.88%
Jul 2025 thru Jun 2026	462	3.07%	462	3.02%
Jul 2026 thru Jun 2027	475	3.06%	475	3.02%
Jul 2027 thru Jun 2028	490	3.06%	490	3.02%



Florida KidCare
Social Services Conference - February 13, 2023
Enrollment Projections

**Enrollment Projections for Healthy Kids Title XXI Children
July 2022 through June 2026**

Current Projections (2/13/2023)				Previous Projections (7/14/2022)		
Month / Year	Monthly Enrollment	Monthly Change	Annual Change	Monthly Enrollment	Monthly Change	Annual Change
Jul-22	94,080	(2,115)		93,695	(2,500)	
Aug-22	91,360	(2,720)		91,195	(2,500)	
Sep-22	89,712	(1,648)		88,695	(2,500)	
Oct-22	86,436	(3,276)		86,195	(2,500)	
Nov-22	86,376	(60)		86,195	-	
Dec-22	84,621	(1,755)		92,838	6,643	
Jan-23	80,289	(4,332)		99,480	6,643	
Feb-23	78,289	(2,000)		106,123	6,643	
Mar-23	76,289	(2,000)		112,766	6,643	
Apr-23	76,289	-		119,408	6,643	
May-23	87,396	11,107		126,051	6,643	
Jun-23	98,503	11,107	2,308	132,694	6,643	36,499
Jul-23	105,908	7,405		139,337	6,643	
Aug-23	113,312	7,405		145,979	6,643	
Sep-23	120,717	7,405		152,622	6,643	
Oct-23	128,122	7,405		159,265	6,643	
Nov-23	135,527	7,405		165,907	6,643	
Dec-23	142,931	7,405		172,550	6,643	
Jan-24	150,336	7,405		173,224	674	
Feb-24	157,741	7,405		173,897	674	
Mar-24	165,145	7,405		174,571	674	
Apr-24	172,550	7,405		175,245	674	
May-24	173,224	674		175,918	674	
Jun-24	173,897	674	75,394	176,592	674	43,898
Jul-24	174,469	572		177,163	572	
Aug-24	175,041	572		177,735	572	
Sep-24	175,612	572		178,307	572	
Oct-24	176,184	572		178,879	572	
Nov-24	176,756	572		179,450	572	
Dec-24	177,327	572		180,022	572	
Jan-25	177,899	572		180,594	572	
Feb-25	178,471	572		181,165	572	
Mar-25	179,042	572		181,737	572	
Apr-25	179,614	572		182,309	572	
May-25	180,186	572		182,880	572	
Jun-25	180,757	572	6,860	183,452	572	6,860
Jul-25	181,219	462		183,914	462	
Aug-25	181,681	462		184,376	462	
Sep-25	182,143	462		184,838	462	
Oct-25	182,606	462		185,300	462	
Nov-25	183,068	462		185,762	462	
Dec-25	183,530	462		186,224	462	
Jan-26	183,992	462		186,686	462	
Feb-26	184,454	462		187,148	462	
Mar-26	184,916	462		187,610	462	
Apr-26	185,378	462		188,072	462	
May-26	185,840	462		188,534	462	
Jun-26	186,302	462	5,544	188,996	462	5,544

Florida KidCare
 Social Services Conference - February 13, 2023
 Enrollment Projections

Enrollment Projections for Healthy Kids Title XXI Children (Continued)
July 2026 through June 2028

Current Projections (2/13/2023)				Previous Projections (7/14/2022)		
Month Year	Monthly Enrollment	Monthly Change	Annual Change	Monthly Enrollment	Monthly Change	Annual Change
Jul-26	186,777	475		189,471	475	
Aug-26	187,251	475		189,946	475	
Sep-26	187,726	475		190,421	475	
Oct-26	188,201	475		190,896	475	
Nov-26	188,676	475		191,371	475	
Dec-26	189,151	475		191,845	475	
Jan-27	189,626	475		192,320	475	
Feb-27	190,101	475		192,795	475	
Mar-27	190,576	475		193,270	475	
Apr-27	191,050	475		193,745	475	
May-27	191,525	475		194,220	475	
Jun-27	192,000	475	5,698	194,695	475	5,698
Jul-27	192,490	490		195,185	490	
Aug-27	192,980	490		195,675	490	
Sep-27	193,470	490		196,165	490	
Oct-27	193,960	490		196,655	490	
Nov-27	194,450	490		197,145	490	
Dec-27	194,940	490		197,635	490	
Jan-28	195,430	490		198,125	490	
Feb-28	195,920	490		198,615	490	
Mar-28	196,410	490		199,105	490	
Apr-28	196,900	490		199,595	490	
May-28	197,390	490		200,085	490	
Jun-28	197,880	490	5,880	200,575	490	5,880

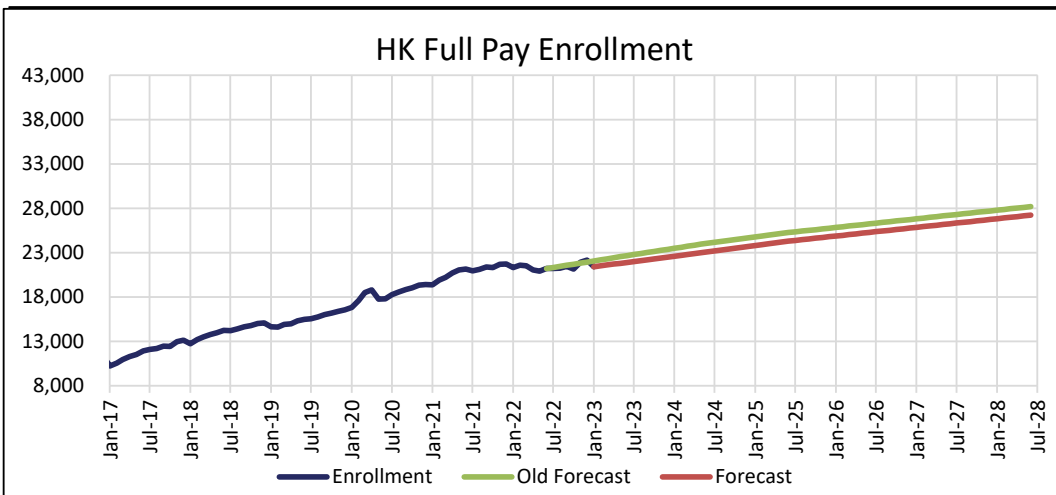
Florida KidCare
Social Services Estimating Conference - February 13, 2023
Enrollment Projections

**Enrollment for Healthy Kids Full Pay Children
February 2022 through January 2023**

Month / Year	HK Full Pay Enrollment	Change in Monthly Enrollment	Percent Change in Monthly Enrollment
Feb-22	21,582	271	1.27%
Mar-22	21,537	(45)	-0.21%
Apr-22	21,043	(494)	-2.29%
May-22	20,916	(127)	-0.60%
Jun-22	21,205	289	1.38%
Jul-22	21,213	8	0.04%
Aug-22	21,238	25	0.12%
Sep-22	21,459	221	1.04%
Oct-22	21,167	(292)	-1.36%
Nov-22	21,938	771	3.64%
Dec-22	22,163	225	1.03%
Jan-23	21,406	(757)	-3.42%

Average Monthly Change 8 0.05%

	Current Projections (2/13/2023)		Previous Projections (7/14/2022)	
	Month	Annual	Month	Annual
Jul 2022 thru Jun 2023	58	3.31%	122	6.92%
Jul 2023 thru Jun 2024	100	5.48%	116	6.16%
Jul 2024 thru Jun 2025	100	5.20%	100	4.99%
Jul 2025 thru Jun 2026	81	4.01%	81	3.86%
Jul 2026 thru Jun 2027	81	3.86%	81	3.72%
Jul 2027 thru Jun 2028	81	3.70%	81	3.57%



Florida KidCare
Social Services Estimating Conference - February 13, 2023
Enrollment Projections

**Enrollment Projections for Healthy Kids Full Pay Children
July 2022 through June 2026**

Current Projections (2/13/2023)				Previous Projections (7/14/2022)		
Month / Year	Monthly Enrollment	Monthly Change	Annual Change	Monthly Enrollment	Monthly Change	Annual Change
Jul-22	21,213	8		21,327	122	
Aug-22	21,238	25		21,449	122	
Sep-22	21,459	221		21,572	122	
Oct-22	21,167	(292)		21,694	122	
Nov-22	21,938	771		21,816	122	
Dec-22	22,163	225		21,939	122	
Jan-23	21,406	(757)		22,061	122	
Feb-23	21,506	100		22,183	122	
Mar-23	21,606	100		22,306	122	
Apr-23	21,706	100		22,428	122	
May-23	21,806	100		22,550	122	
Jun-23	21,906	100	701	22,673	122	1,468
Jul-23	22,006	100		22,789	116	
Aug-23	22,106	100		22,906	116	
Sep-23	22,206	100		23,022	116	
Oct-23	22,306	100		23,138	116	
Nov-23	22,406	100		23,255	116	
Dec-23	22,506	100		23,371	116	
Jan-24	22,606	100		23,488	116	
Feb-24	22,706	100		23,604	116	
Mar-24	22,806	100		23,721	116	
Apr-24	22,906	100		23,837	116	
May-24	23,006	100		23,953	116	
Jun-24	23,106	100	1,200	24,070	116	1,397
Jul-24	23,206	100		24,170	100	
Aug-24	23,306	100		24,270	100	
Sep-24	23,406	100		24,370	100	
Oct-24	23,506	100		24,470	100	
Nov-24	23,607	100		24,570	100	
Dec-24	23,707	100		24,670	100	
Jan-25	23,807	100		24,771	100	
Feb-25	23,907	100		24,871	100	
Mar-25	24,007	100		24,971	100	
Apr-25	24,107	100		25,071	100	
May-25	24,207	100		25,171	100	
Jun-25	24,307	100	1,201	25,271	100	1,201
Jul-25	24,389	81		25,352	81	
Aug-25	24,470	81		25,434	81	
Sep-25	24,551	81		25,515	81	
Oct-25	24,632	81		25,596	81	
Nov-25	24,714	81		25,677	81	
Dec-25	24,795	81		25,759	81	
Jan-26	24,876	81		25,840	81	
Feb-26	24,957	81		25,921	81	
Mar-26	25,039	81		26,002	81	
Apr-26	25,120	81		26,084	81	
May-26	25,201	81		26,165	81	
Jun-26	25,282	81	975	26,246	81	975

Florida KidCare
 Social Services Estimating Conference - February 13, 2023
 Enrollment Projections

Enrollment Projections for Healthy Kids Full Pay Children (Continued)
July 2026 through June 2028

Current Projections (2/13/2023)				Previous Projections (7/14/2022)		
Month Year	Monthly Enrollment	Monthly Change	Annual Change	Monthly Enrollment	Monthly Change	Annual Change
Jul-26	25,364	81		26,328	81	
Aug-26	25,445	81		26,409	81	
Sep-26	25,526	81		26,490	81	
Oct-26	25,608	81		26,571	81	
Nov-26	25,689	81		26,653	81	
Dec-26	25,770	81		26,734	81	
Jan-27	25,851	81		26,815	81	
Feb-27	25,933	81		26,896	81	
Mar-27	26,014	81		26,978	81	
Apr-27	26,095	81		27,059	81	
May-27	26,176	81		27,140	81	
Jun-27	26,258	81	975	27,221	81	975
Jul-27	26,339	81		27,302	81	
Aug-27	26,420	81		27,383	81	
Sep-27	26,501	81		27,464	81	
Oct-27	26,582	81		27,545	81	
Nov-27	26,663	81		27,626	81	
Dec-27	26,744	81		27,707	81	
Jan-28	26,825	81		27,788	81	
Feb-28	26,906	81		27,869	81	
Mar-28	26,987	81		27,950	81	
Apr-28	27,068	81		28,031	81	
May-28	27,149	81		28,112	81	
Jun-28	27,230	81	972	28,193	81	972

Florida KidCare
Social Services Estimating Conference - February 13, 2023
Enrollment Projections

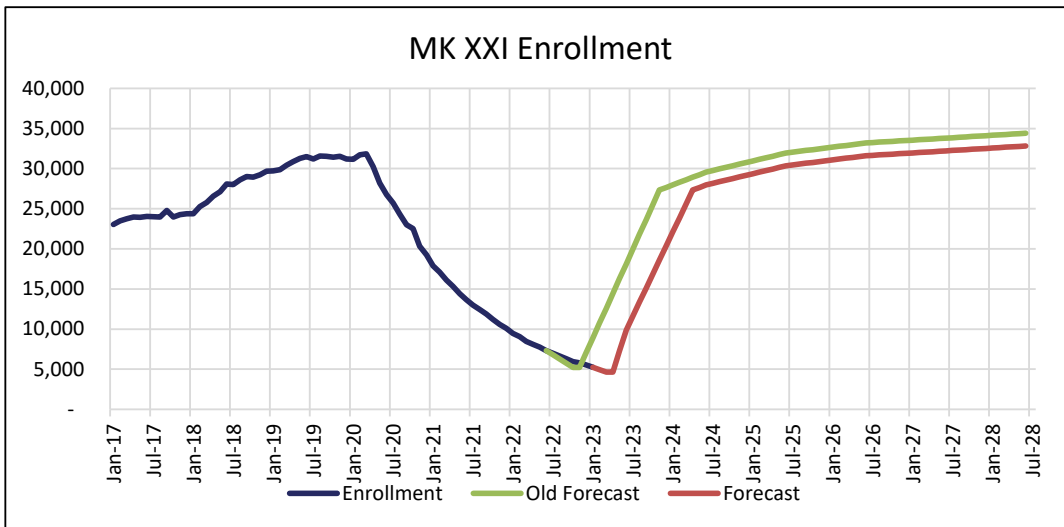
**Enrollment for MediKids Title XXI Children
February 2022 through January 2023**

Month / Year	MK Title XXI Enrollment	Change in Monthly Enrollment	Percent Change in Monthly Enrollment
Feb-22	9,053	(428)	-4.51%
Mar-22	8,452	(601)	-6.64%
Apr-22	8,105	(347)	-4.11%
May-22	7,753	(352)	-4.34%
Jun-22	7,327	(426)	-5.49%
Jul-22	6,996	(331)	-4.52%
Aug-22	6,664	(332)	-4.75%
Sep-22	6,325	(339)	-5.09%
Oct-22	5,926	(399)	-6.31%
Nov-22	5,790	(136)	-2.29%
Dec-22	5,536	(254)	-4.39%
* Jan-23	5,244	(292)	-5.27%

Average Monthly Change (353) -4.81%

* Month of enrollment is not complete and is based on preliminary reporting.

	Current Projections (2/13/2023)		Previous Projections (7/14/2022)	
	Month	Annual	Month	Annual
Jul 2022 thru Jun 2023	213	34.87%	900	147.34%
Jul 2023 thru Jun 2024	1,508	183.07%	954	63.14%
Jul 2024 thru Jun 2025	198	8.51%	198	8.06%
Jul 2025 thru Jun 2026	104	4.13%	104	3.92%
Jul 2026 thru Jun 2027	50	1.90%	50	1.81%
Jul 2027 thru Jun 2028	51	1.90%	51	1.81%



Florida KidCare
Social Services Estimating Conference - February 13, 2023
Enrollment Projections

**Enrollment Projections for MediKids Title XXI Children
July 2022 through June 2026**

Current Projections (2/13/2023)				Previous Projections (7/14/2022)		
Month / Year	Monthly Enrollment	Monthly Change	Annual Change	Monthly Enrollment	Monthly Change	Annual Change
Jul-22	6,996	(331)		6,801	(526)	
Aug-22	6,664	(332)		6,275	(526)	
Sep-22	6,325	(339)		5,749	(526)	
Oct-22	5,926	(399)		5,222	(526)	
Nov-22	5,790	(136)		5,222	-	
Dec-22	5,536	(254)		7,065	1,843	
* Jan-23	5,244	(292)		8,908	1,843	
Feb-23	4,944	(300)		10,751	1,843	
Mar-23	4,644	(300)		12,594	1,843	
Apr-23	4,644	-		14,436	1,843	
May-23	7,263	2,619		16,279	1,843	
Jun-23	9,882	2,619	2,555	18,122	1,843	10,795
Jul-23	11,626	1,744		19,965	1,843	
Aug-23	13,372	1,746		21,808	1,843	
Sep-23	15,117	1,746		23,650	1,843	
Oct-23	16,863	1,746		25,493	1,843	
Nov-23	18,608	1,746		27,336	1,843	
Dec-23	20,354	1,746		27,654	318	
Jan-24	22,099	1,746		27,973	318	
Feb-24	23,845	1,746		28,291	318	
Mar-24	25,590	1,746		28,609	318	
Apr-24	27,336	1,746		28,927	318	
May-24	27,654	318		29,246	318	
Jun-24	27,973	318	18,091	29,564	318	11,442
Jul-24	28,171	198		29,763	198	
Aug-24	28,370	198		29,961	198	
Sep-24	28,568	198		30,159	198	
Oct-24	28,766	198		30,358	198	
Nov-24	28,965	198		30,556	198	
Dec-24	29,163	198		30,755	198	
Jan-25	29,362	198		30,953	198	
Feb-25	29,560	198		31,152	198	
Mar-25	29,759	198		31,350	198	
Apr-25	29,957	198		31,549	198	
May-25	30,156	198		31,747	198	
Jun-25	30,354	198	2,382	31,946	198	2,382
Jul-25	30,459	104		32,050	104	
Aug-25	30,563	104		32,155	104	
Sep-25	30,668	104		32,259	104	
Oct-25	30,772	104		32,364	104	
Nov-25	30,877	104		32,468	104	
Dec-25	30,981	104		32,573	104	
Jan-26	31,086	104		32,677	104	
Feb-26	31,190	104		32,782	104	
Mar-26	31,295	104		32,886	104	
Apr-26	31,399	104		32,991	104	
May-26	31,504	104		33,095	104	
Jun-26	31,608	104	1,254	33,200	104	1,254

* Month of enrollment is not complete and is based on preliminary reporting.

Florida KidCare
 Social Services Estimating Conference - February 13, 2023
 Enrollment Projections

Enrollment Projections for MediKids Title XXI Children (Continued)
July 2026 through June 2028

Current Projections (2/13/2023)				Previous Projections (7/14/2022)		
Month Year	Monthly Enrollment	Monthly Change	Annual Change	Monthly Enrollment	Monthly Change	Annual Change
Jul-26	31,658	50		33,250	50	
Aug-26	31,708	50		33,300	50	
Sep-26	31,758	50		33,350	50	
Oct-26	31,808	50		33,400	50	
Nov-26	31,858	50		33,450	50	
Dec-26	31,908	50		33,500	50	
Jan-27	31,958	50		33,550	50	
Feb-27	32,008	50		33,600	50	
Mar-27	32,058	50		33,650	50	
Apr-27	32,108	50		33,700	50	
May-27	32,158	50		33,750	50	
Jun-27	32,208	50	600	33,800	50	600
Jul-27	32,259	51		33,851	51	
Aug-27	32,310	51		33,902	51	
Sep-27	32,361	51		33,953	51	
Oct-27	32,412	51		34,004	51	
Nov-27	32,463	51		34,055	51	
Dec-27	32,514	51		34,106	51	
Jan-28	32,565	51		34,157	51	
Feb-28	32,616	51		34,208	51	
Mar-28	32,667	51		34,259	51	
Apr-28	32,718	51		34,310	51	
May-28	32,769	51		34,361	51	
Jun-28	32,820	51	612	34,412	51	612

Florida KidCare
Social Services Estimating Conference - February 13, 2023
Enrollment Projections

**Enrollment Projections for MediKids Full Pay Children
July 2022 through June 2026**

Current Projections (2/13/2023)				Previous Projections (7/14/2022)		
Month / Year	Monthly Enrollment	Monthly Change	Annual Change	Monthly Enrollment	Monthly Change	Annual Change
Jul-22	4,027	(165)		4,023	(169)	
Aug-22	3,901	(126)		3,854	(169)	
Sep-22	3,795	(106)		3,686	(169)	
Oct-22	3,676	(119)		3,517	(169)	
Nov-22	3,590	(86)		3,517	-	
Dec-22	3,492	(98)		3,963	447	
* Jan-23	3,274	(218)		4,410	447	
Feb-23	3,154	(120)		4,857	447	
Mar-23	3,034	(120)		5,303	447	
Apr-23	3,034	-		5,750	447	
May-23	3,708	674		6,196	447	
Jun-23	4,382	674	190	6,643	447	2,451
Jul-23	4,832	450		7,090	447	
Aug-23	5,281	449		7,536	447	
Sep-23	5,730	449		7,983	447	
Oct-23	6,180	449		8,429	447	
Nov-23	6,629	449		8,876	447	
Dec-23	7,078	449		8,953	77	
Jan-24	7,528	449		9,030	77	
Feb-24	7,977	449		9,107	77	
Mar-24	8,427	449		9,184	77	
Apr-24	8,876	449		9,261	77	
May-24	8,953	77		9,339	77	
Jun-24	9,030	77	4,648	9,416	77	2,773
Jul-24	9,056	26		9,442	26	
Aug-24	9,083	26		9,468	26	
Sep-24	9,109	26		9,494	26	
Oct-24	9,135	26		9,521	26	
Nov-24	9,161	26		9,547	26	
Dec-24	9,188	26		9,573	26	
Jan-25	9,214	26		9,599	26	
Feb-25	9,240	26		9,626	26	
Mar-25	9,266	26		9,652	26	
Apr-25	9,293	26		9,678	26	
May-25	9,319	26		9,704	26	
Jun-25	9,345	26	315	9,731	26	315
Jul-25	9,357	12		9,742	12	
Aug-25	9,369	12		9,754	12	
Sep-25	9,380	12		9,766	12	
Oct-25	9,392	12		9,777	12	
Nov-25	9,404	12		9,789	12	
Dec-25	9,415	12		9,801	12	
Jan-26	9,427	12		9,812	12	
Feb-26	9,439	12		9,824	12	
Mar-26	9,450	12		9,836	12	
Apr-26	9,462	12		9,847	12	
May-26	9,473	12		9,859	12	
Jun-26	9,485	12	140	9,871	12	140

* Month of enrollment is not complete and is based on preliminary reporting.

Florida KidCare
 Social Services Estimating Conference - February 13, 2023
 Enrollment Projections

Enrollment Projections for MediKids Full Pay Children (Continued)
July 2026 through June 2028

Current Projections (2/13/2023)				Previous Projections (7/14/2022)		
Month Year	Monthly Enrollment	Monthly Change	Annual Change	Monthly Enrollment	Monthly Change	Annual Change
Jul-26	9,497	12		9,882	12	
Aug-26	9,508	12		9,894	12	
Sep-26	9,520	12		9,906	12	
Oct-26	9,532	12		9,917	12	
Nov-26	9,543	12		9,929	12	
Dec-26	9,555	12		9,941	12	
Jan-27	9,567	12		9,952	12	
Feb-27	9,578	12		9,964	12	
Mar-27	9,590	12		9,976	12	
Apr-27	9,602	12		9,987	12	
May-27	9,613	12		9,999	12	
Jun-27	9,625	12	140	10,011	12	140
Jul-27	9,637	12		10,023	12	
Aug-27	9,649	12		10,035	12	
Sep-27	9,661	12		10,047	12	
Oct-27	9,673	12		10,059	12	
Nov-27	9,685	12		10,071	12	
Dec-27	9,697	12		10,083	12	
Jan-28	9,709	12		10,095	12	
Feb-28	9,721	12		10,107	12	
Mar-28	9,733	12		10,119	12	
Apr-28	9,745	12		10,131	12	
May-28	9,757	12		10,143	12	
Jun-28	9,769	12	144	10,155	12	144

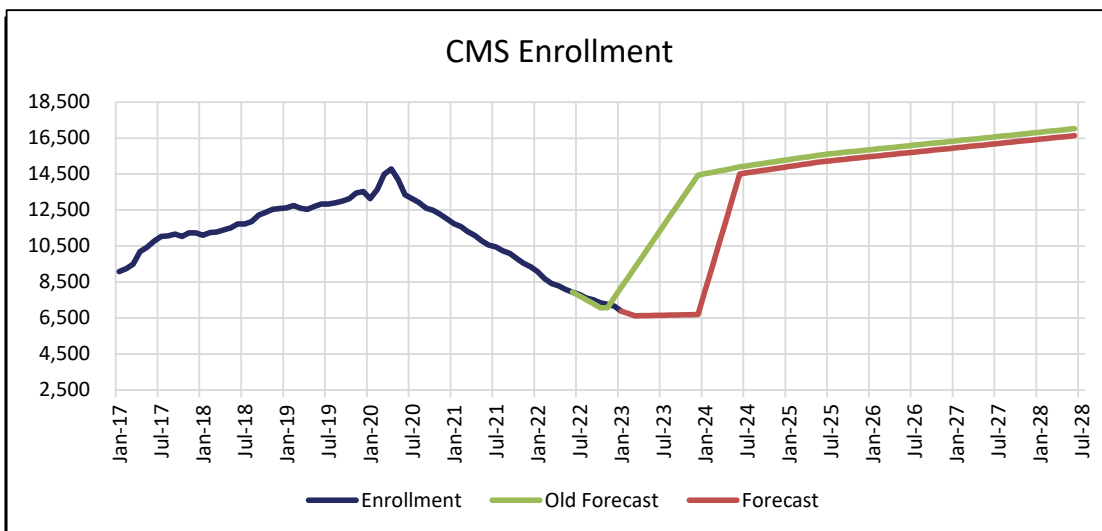
Florida KidCare
Social Services Estimating Conference - February 13, 2023
Enrollment Projections

**Enrollment for CMS Children
February 2022 through January 2023**

Month / Year	HK Title XXI Enrollment	Change in Monthly Enrollment	Percent Change in Monthly Enrollment
Feb-22	8,691	(384)	-4.23%
Mar-22	8,415	(276)	-3.18%
Apr-22	8,295	(120)	-1.43%
May-22	8,092	(203)	-2.45%
Jun-22	7,942	(150)	-1.85%
Jul-22	7,802	(140)	-1.76%
Aug-22	7,618	(184)	-2.36%
Sep-22	7,507	(111)	-1.46%
Oct-22	7,352	(155)	-2.06%
Nov-22	7,260	(92)	-1.25%
Dec-22	7,162	(98)	-1.35%
Jan-23	6,879	(283)	-3.95%

Average Monthly Change (183) -2.28%

	Current Projections (2/13/2023)		Previous Projections (7/14/2022)	
	Month	Annual	Month	Annual
Jul 2022 thru Jun 2023	-108	-16.35%	258	38.99%
Jul 2023 thru Jun 2024	656	118.47%	322	34.99%
Jul 2024 thru Jun 2025	57	4.74%	57	4.62%
Jul 2025 thru Jun 2026	40	3.14%	40	3.06%
Jul 2026 thru Jun 2027	40	3.05%	40	2.97%
Jul 2027 thru Jun 2028	40	2.97%	40	0.00%



Florida KidCare
Social Services Estimating Conference - February 13, 2023
Enrollment Projections

**Enrollment Projections for CMS Children
July 2022 through June 2026**

Current Projections (2/13/2023)				Previous Projections (7/14/2022)		
Month / Year	Monthly Enrollment	Monthly Change	Annual Change	Monthly Enrollment	Monthly Change	Annual Change
Jul-22	7,802	(140)		7,724	(218)	
Aug-22	7,618	(184)		7,506	(218)	
Sep-22	7,507	(111)		7,289	(218)	
Oct-22	7,352	(155)		7,071	(218)	
Nov-22	7,260	(92)		7,071	-	
Dec-22	7,162	(98)		7,638	567	
Jan-23	6,879	(283)		8,204	567	
Feb-23	6,749	(130)		8,771	567	
Mar-23	6,619	(130)		9,338	567	
Apr-23	6,627	8		9,905	567	
May-23	6,636	8		10,472	567	
Jun-23	6,644	8	(1,298)	11,039	567	3,097
Jul-23	6,652	8		11,606	567	
Aug-23	6,660	8		12,173	567	
Sep-23	6,669	8		12,739	567	
Oct-23	6,677	8		13,306	567	
Nov-23	6,685	8		13,873	567	
Dec-23	6,694	8		14,440	567	
Jan-24	7,997	1,304		14,517	77	
Feb-24	9,301	1,304		14,594	77	
Mar-24	10,604	1,304		14,670	77	
Apr-24	11,908	1,304		14,747	77	
May-24	13,211	1,304		14,824	77	
Jun-24	14,515	1,304	7,871	14,901	77	3,862
Jul-24	14,572	57		14,958	57	
Aug-24	14,630	57		15,015	57	
Sep-24	14,687	57		15,073	57	
Oct-24	14,745	57		15,130	57	
Nov-24	14,802	57		15,188	57	
Dec-24	14,859	57		15,245	57	
Jan-25	14,917	57		15,302	57	
Feb-25	14,974	57		15,360	57	
Mar-25	15,032	57		15,417	57	
Apr-25	15,089	57		15,475	57	
May-25	15,146	57		15,532	57	
Jun-25	15,204	57	689	15,589	57	689
Jul-25	15,244	40		15,629	40	
Aug-25	15,283	40		15,669	40	
Sep-25	15,323	40		15,709	40	
Oct-25	15,363	40		15,749	40	
Nov-25	15,403	40		15,788	40	
Dec-25	15,443	40		15,828	40	
Jan-26	15,482	40		15,868	40	
Feb-26	15,522	40		15,908	40	
Mar-26	15,562	40		15,948	40	
Apr-26	15,602	40		15,988	40	
May-26	15,642	40		16,027	40	
Jun-26	15,681	40	478	16,067	40	478

Florida KidCare
 Social Services Estimating Conference - February 13, 2023
 Enrollment Projections

Enrollment Projections for CMS Children (Continued)
July 2026 through June 2028

Current Projections (2/13/2023)				Previous Projections (7/14/2022)		
Month Year	Monthly Enrollment	Monthly Change	Annual Change	Monthly Enrollment	Monthly Change	Annual Change
Jul-26	15,721	40		16,107	40	
Aug-26	15,761	40		16,147	40	
Sep-26	15,801	40		16,187	40	
Oct-26	15,841	40		16,226	40	
Nov-26	15,880	40		16,266	40	
Dec-26	15,920	40		16,306	40	
Jan-27	15,960	40		16,346	40	
Feb-27	16,000	40		16,386	40	
Mar-27	16,040	40		16,425	40	
Apr-27	16,080	40		16,465	40	
May-27	16,119	40		16,505	40	
Jun-27	16,159	40	478	16,545	40	478
Jul-27	16,199	40		16,585	40	
Aug-27	16,239	40		16,625	40	
Sep-27	16,279	40		16,665	40	
Oct-27	16,319	40		16,705	40	
Nov-27	16,359	40		16,745	40	
Dec-27	16,399	40		16,785	40	
Jan-28	16,439	40		16,825	40	
Feb-28	16,479	40		16,865	40	
Mar-28	16,519	40		16,905	40	
Apr-28	16,559	40		16,945	40	
May-28	16,599	40		16,985	40	
Jun-28	16,639	40	480	17,025	40	480