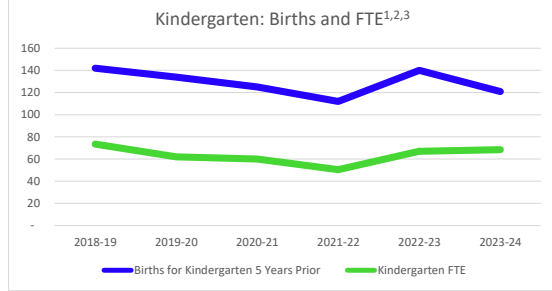
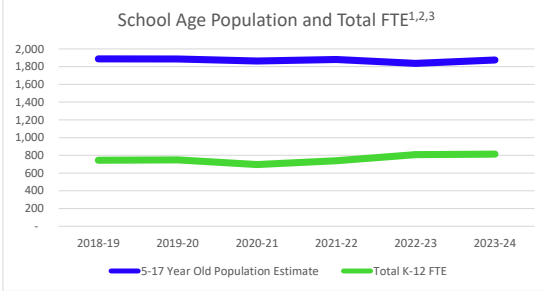
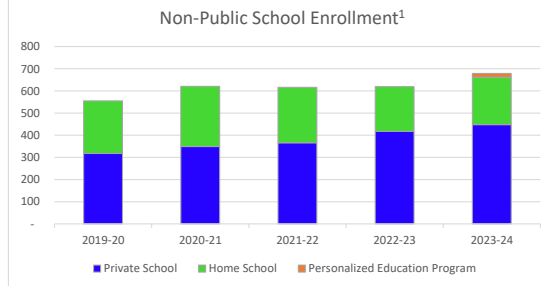
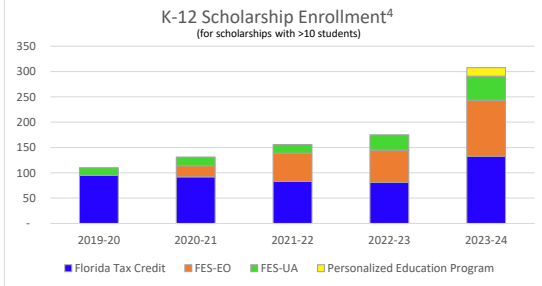
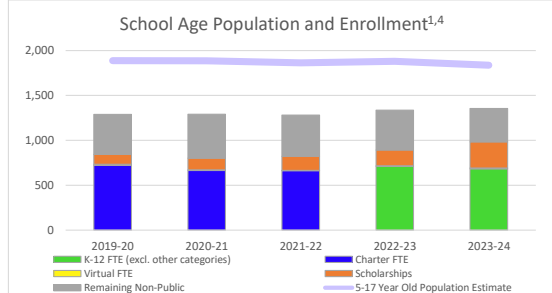
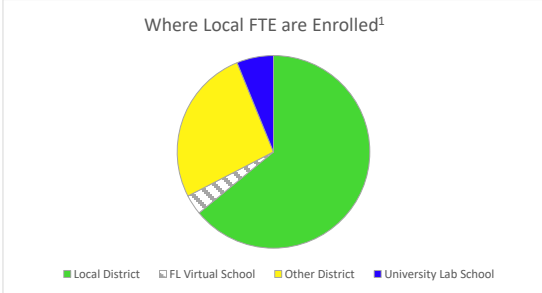


## Jefferson County Historical Education Data Profile

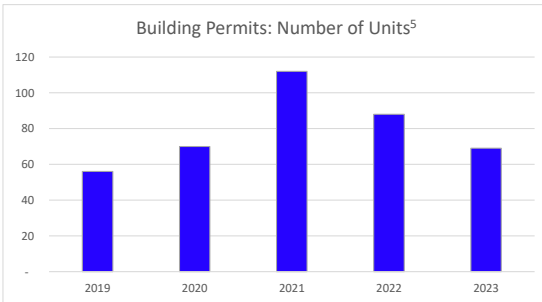
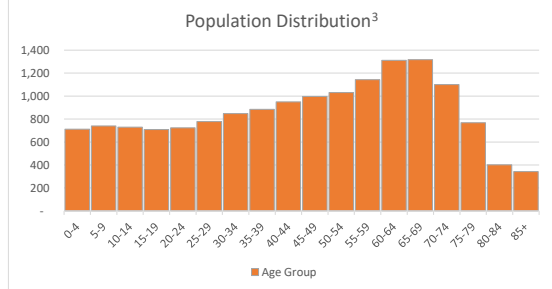
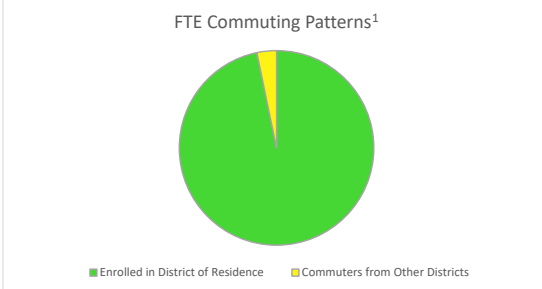
### Population, Birth, and Full-Time Equivalent Enrollment (FTE) Data



### School Choice Data



### Commuting, Migration, and Demographic Data



#### Sources:

<sup>1</sup>Historical Enrollment Data: Department of Education

<sup>2</sup>Forecasted Enrollment Data: PreK-12 Education Estimating Conference

<sup>3</sup>Demographic Data: EDR (Population) and Department of Health (Births)

<sup>4</sup>Scholarship Participation Data: Step Up for Students & AAA

<sup>5</sup>Building Permit Data: US Census Bureau

Note: Florida Education Finance Program (FTE) is influenced by programmatic changes

Prepared by:  
Florida Legislature  
Office of Economic and Demographic Research  
111 W. Madison Street, Suite 574  
Tallahassee, FL 32399-6588  
(850) 487-1402  
<http://edr.state.fl.us>



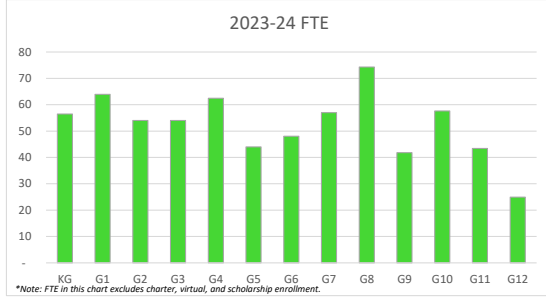
January 2025

15 Year Low: 15 Units

15 Year High: 112 Units

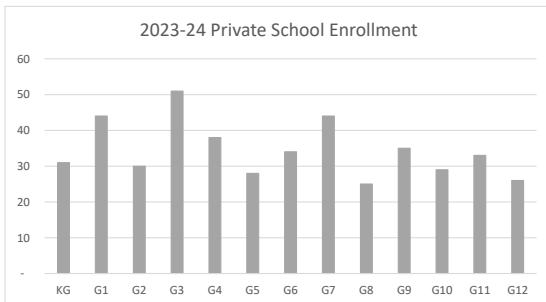
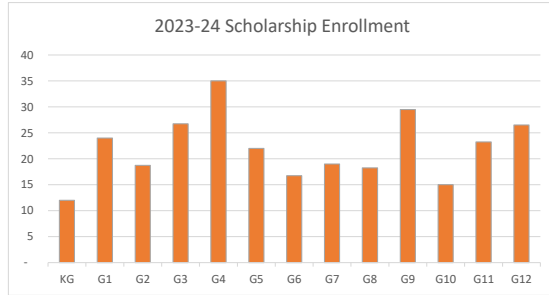
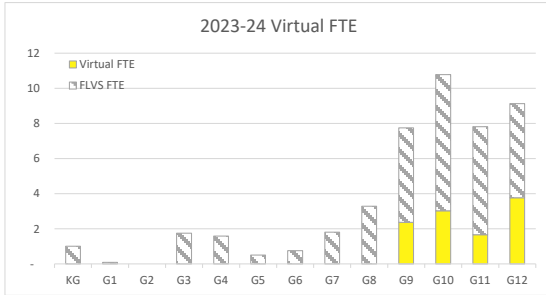
## Jefferson County Historical Education Data Profile

### K-12 Grade Level School Setting Data<sup>1,4</sup>



### 2023-24 Charter School FTE

No Charter FTE  
reported for this time period.



2023-24	Schools
Traditional	2
Elementary	0
Middle	0
High	1
Combo	1
Charter	0
Virtual	1
Private	2
Scholarship Participant	100%

### Public High School Data

