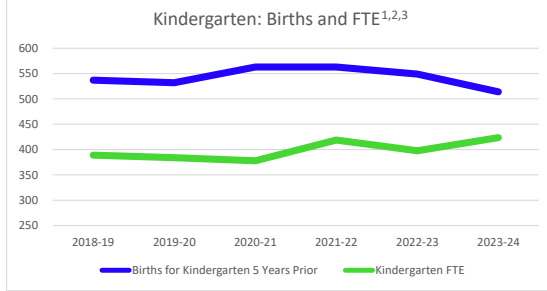
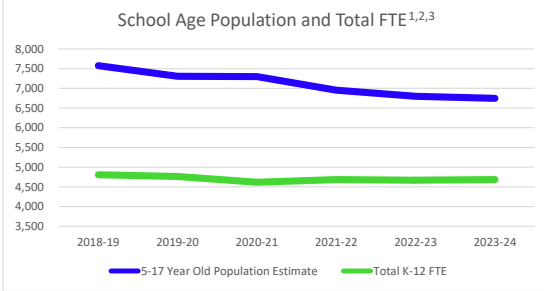
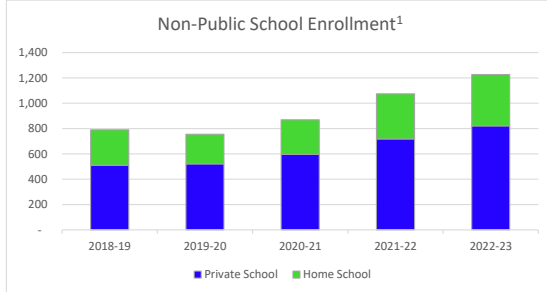
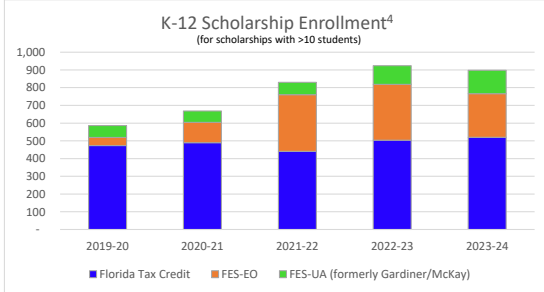
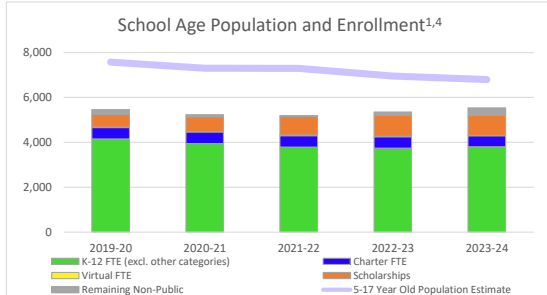
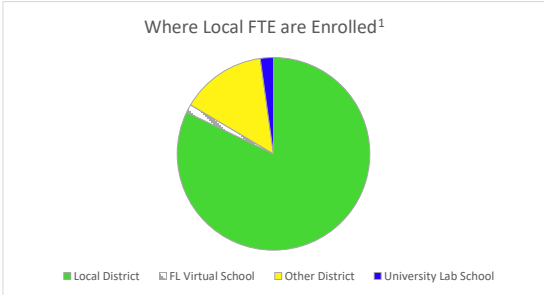


## Gadsden County Education Profile

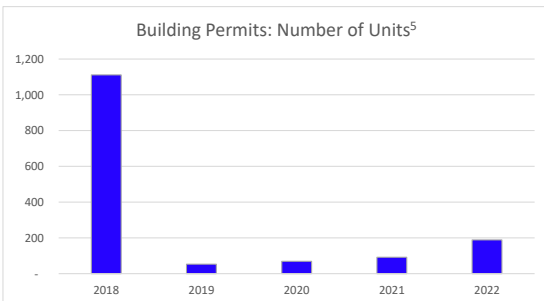
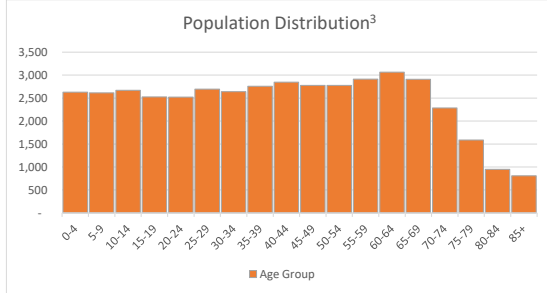
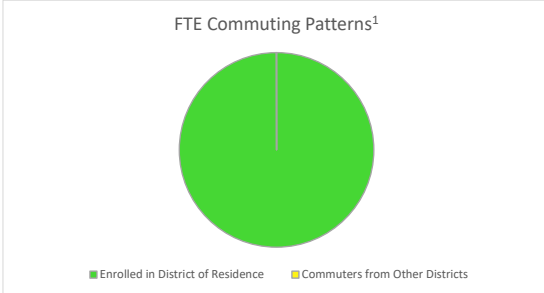
### Population, Birth, and Full-Time Equivalent Enrollment (FTE) Data



### School Choice Data



### Commuting, Migration, and Demographic Data



15 Year Low: 23 Units      15 Year High: 1,111 Units

#### Sources:

- <sup>1</sup>Historical Enrollment Data: Department of Education
- <sup>2</sup>Forecasted Enrollment Data: PreK-12 Education Estimating Conference
- <sup>3</sup>Demographic Data: EDR (Population) and Department of Health (Births)
- <sup>4</sup>Scholarship Participation Data: Step Up for Students & AAA
- <sup>5</sup>Building Permit Data: US Census Bureau

Note: Florida Education Finance Program (FTE) is influenced by programmatic changes

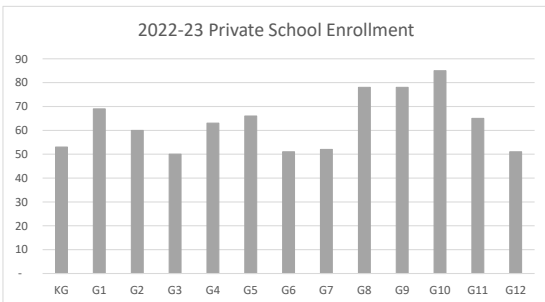
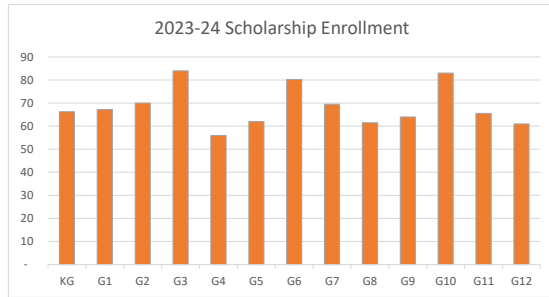
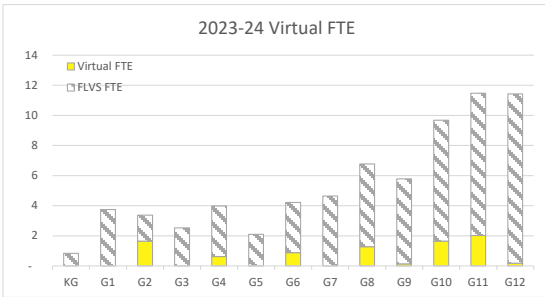
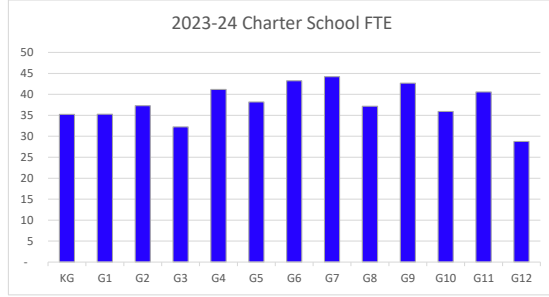
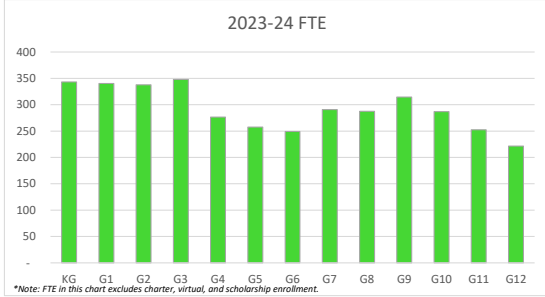
Prepared by:  
Florida Legislature  
Office of Economic and Demographic Research  
111 W. Madison Street, Suite 574  
Tallahassee, FL 32399-6588  
(850) 487-1402  
<http://edr.state.fl.us>



January 2024

## Gadsden County Education Profile

### K-12 Grade Level School Setting Data<sup>1,4</sup>



| 2023-24                 | Schools |
|-------------------------|---------|
| Traditional             | 13      |
| Elementary              | 6       |
| Middle                  | 0       |
| High                    | 1       |
| Combo                   | 6       |
| Charter                 | 1       |
| Virtual                 | 2       |
| Private                 | 6       |
| Scholarship Participant | 100%    |

### Public High School Data

