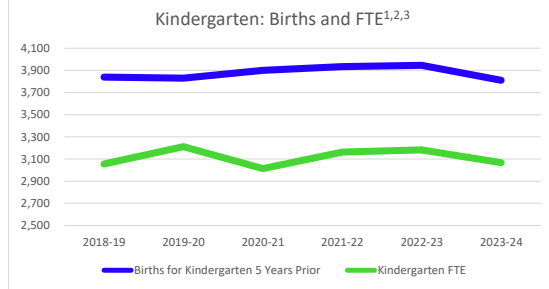
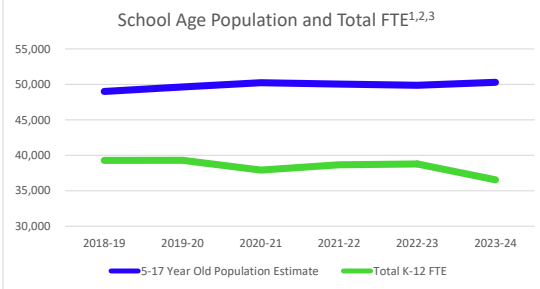
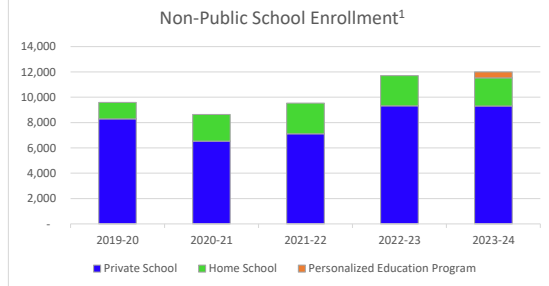
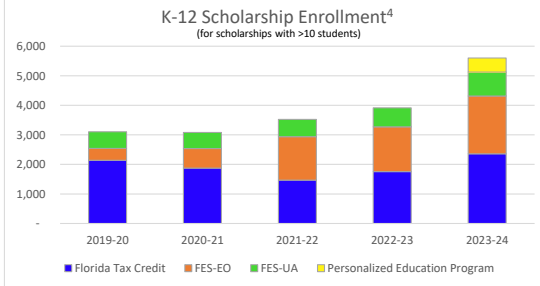
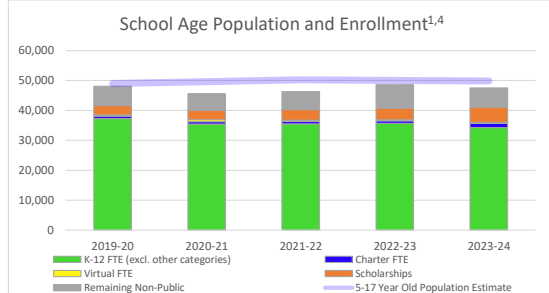
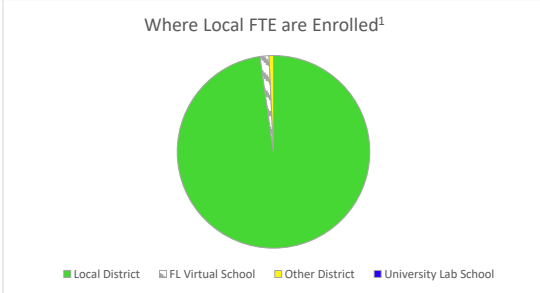


Escambia County Historical Education Data Profile

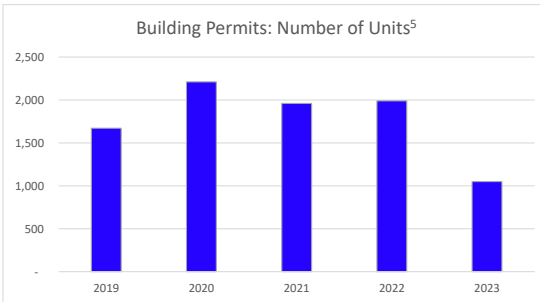
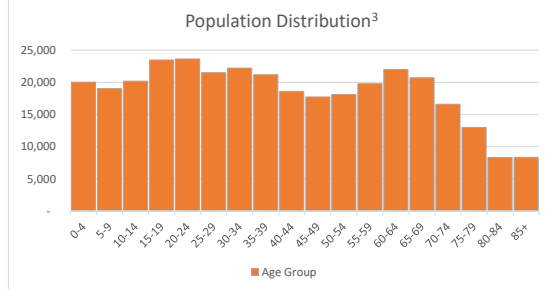
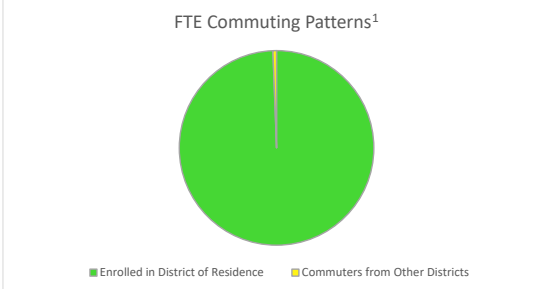
Population, Birth, and Full-Time Equivalent Enrollment (FTE) Data



School Choice Data



Commuting, Migration, and Demographic Data



Sources:

¹Historical Enrollment Data: Department of Education

²Forecasted Enrollment Data: PreK-12 Education Estimating Conference

³Demographic Data: EDR (Population) and Department of Health (Births)

⁴Scholarship Participation Data: Step Up for Students & AAA

⁵Building Permit Data: US Census Bureau

Note: Florida Education Finance Program (FTE) is influenced by programmatic changes

Prepared by:

Florida Legislature
Office of Economic and Demographic Research
111 W. Madison Street, Suite 574
Tallahassee, FL 32399-6588
(850) 487-1402
<http://edr.state.fl.us>



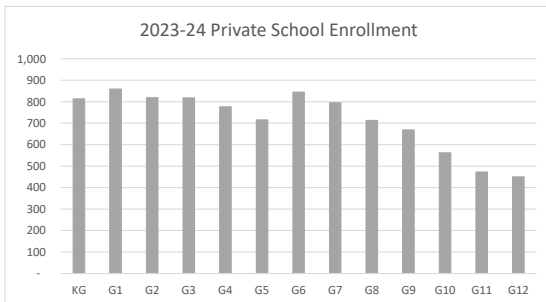
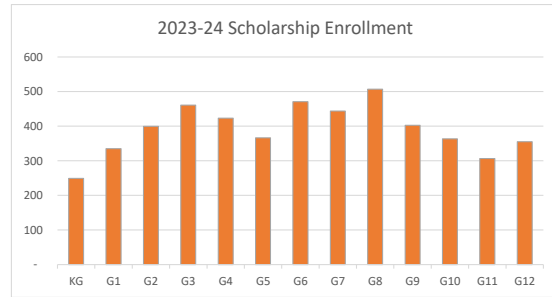
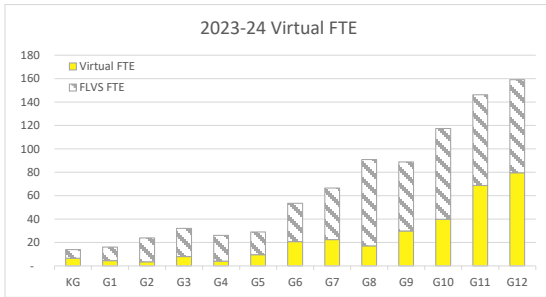
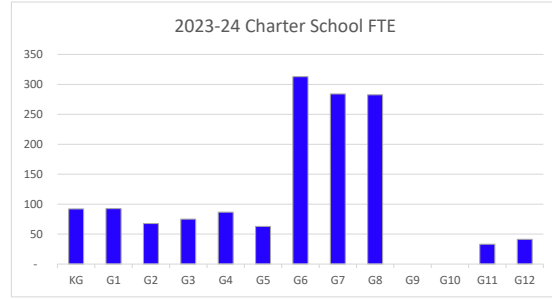
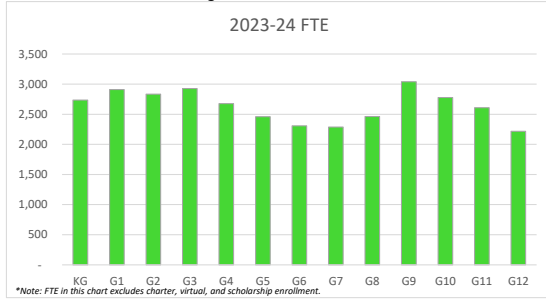
January 2025

15 Year Low: 594 Units

15 Year High: 2,210 Units

Escambia County Historical Education Data Profile

K-12 Grade Level School Setting Data^{1,4}



| 2023-24 | Schools |
|-------------------------|---------|
| Traditional | 54 |
| Elementary | 33 |
| Middle | 8 |
| High | 10 |
| Combo | 3 |
| Charter | 7 |
| Virtual | 2 |
| Private | 43 |
| Scholarship Participant | 82% |

Public High School Data

