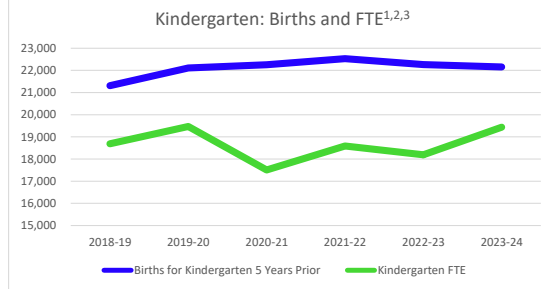
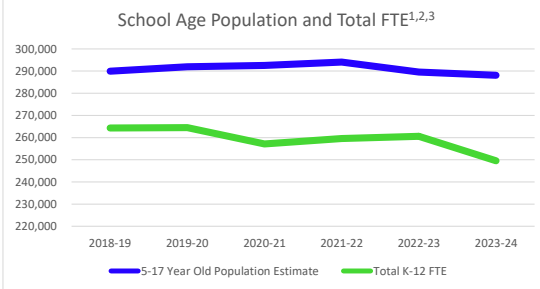
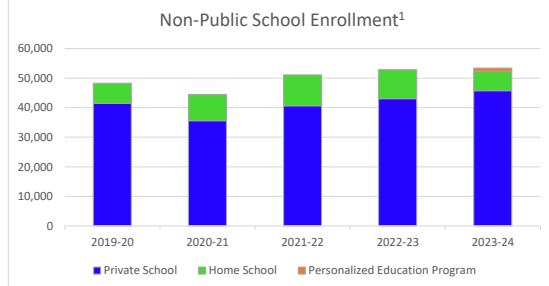
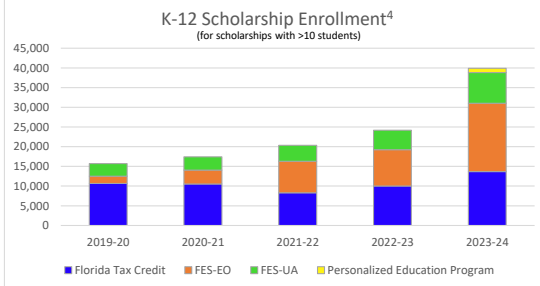
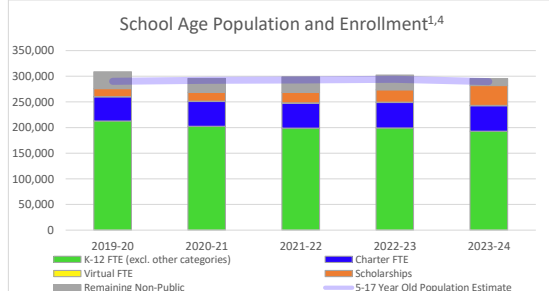
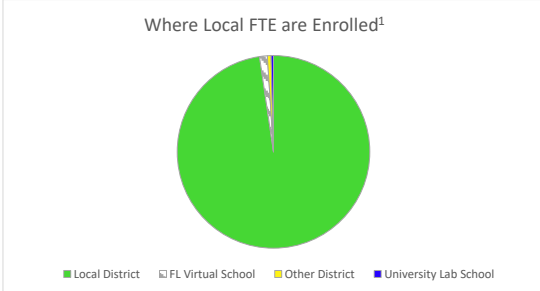


## Broward County Historical Education Data Profile

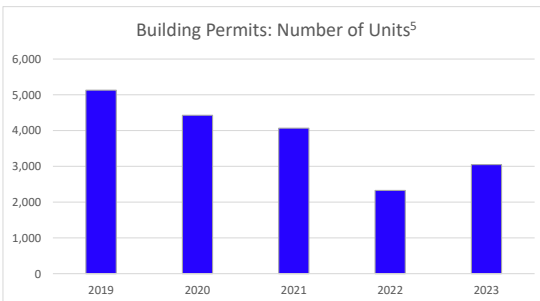
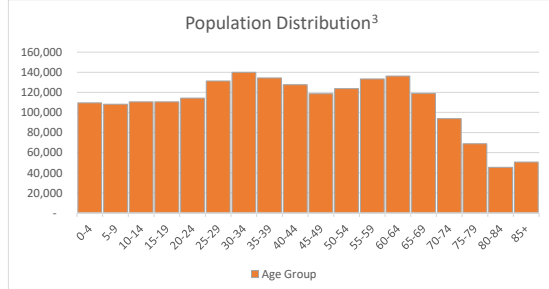
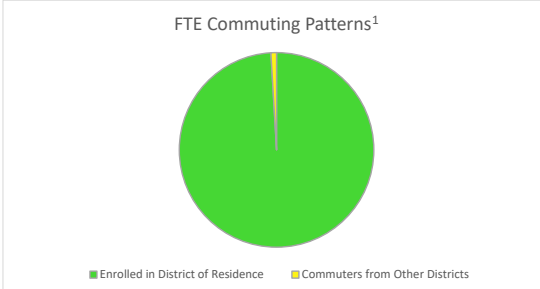
### Population, Birth, and Full-Time Equivalent Enrollment (FTE) Data



### School Choice Data



### Commuting, Migration, and Demographic Data



#### Sources:

<sup>1</sup>Historical Enrollment Data: Department of Education

<sup>2</sup>Forecasted Enrollment Data: PreK-12 Education Estimating Conference

<sup>3</sup>Demographic Data: EDR (Population) and Department of Health (Births)

<sup>4</sup>Scholarship Participation Data: Step Up for Students & AAA

<sup>5</sup>Building Permit Data: US Census Bureau

Note: Florida Education Finance Program (FTE) is influenced by programmatic changes

#### Prepared by:

Florida Legislature  
Office of Economic and Demographic Research  
111 W. Madison Street, Suite 574  
Tallahassee, FL 32399-6588  
(850) 487-1402  
<http://edr.state.fl.us>



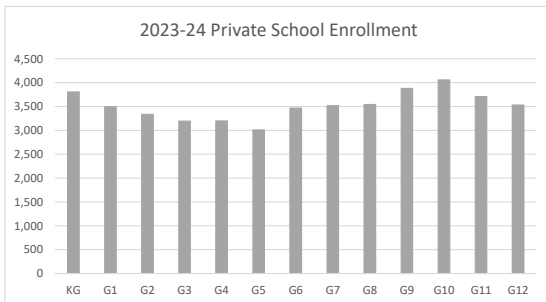
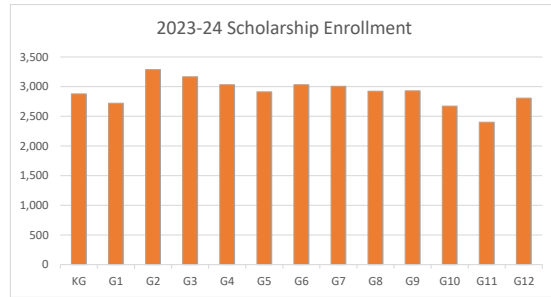
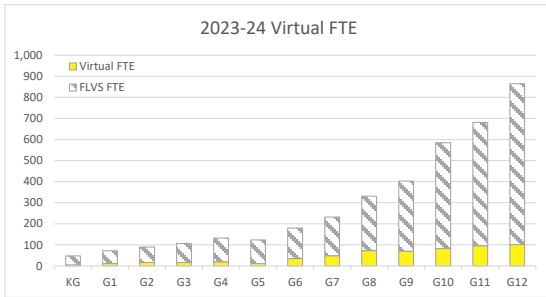
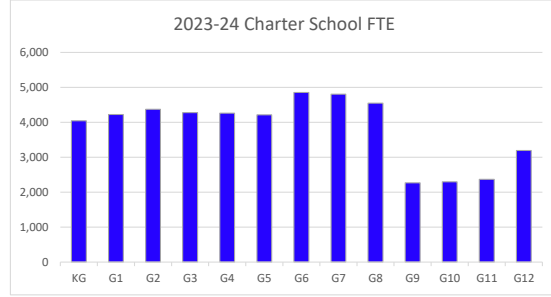
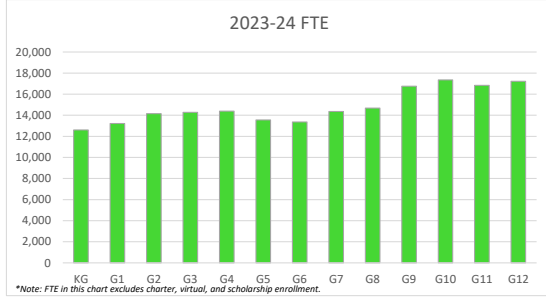
January 2025

15 Year Low: 1,049 Units

15 Year High: 5,452 Units

## Broward County Historical Education Data Profile

### K-12 Grade Level School Setting Data<sup>1,4</sup>



| 2023-24                 | Schools |
|-------------------------|---------|
| Traditional             | 229     |
| Elementary              | 144     |
| Middle                  | 36      |
| High                    | 31      |
| Combo                   | 18      |
| Charter                 | 87      |
| Virtual                 | 2       |
| Private                 | 311     |
| Scholarship Participant | 67%     |

### Public High School Data

