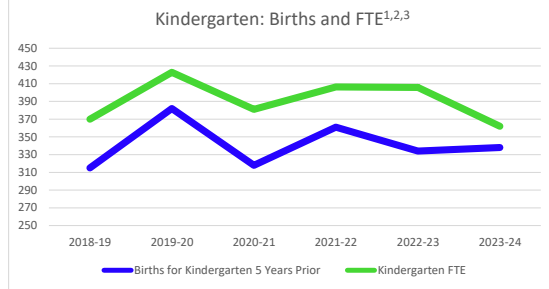
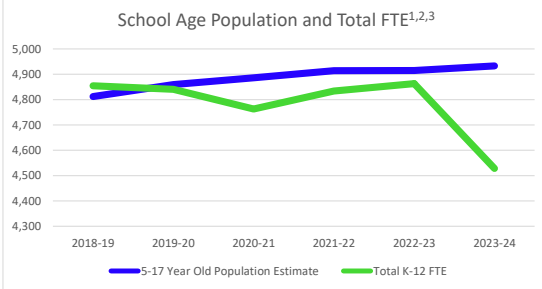
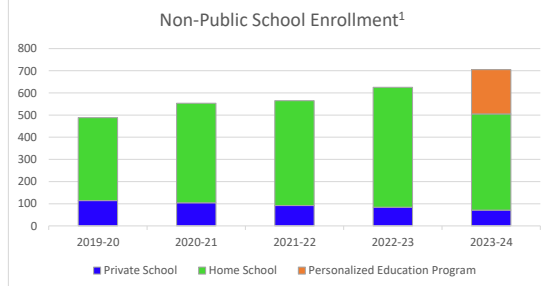
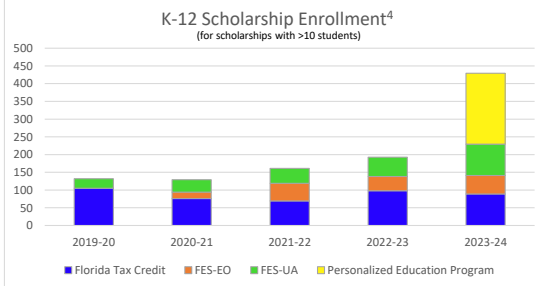
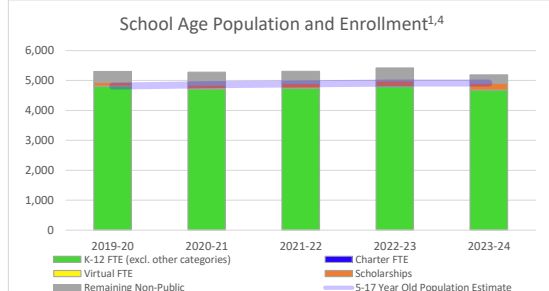
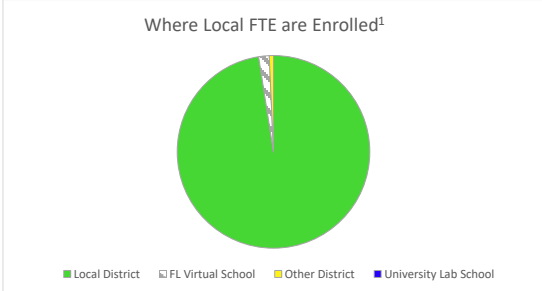


Baker County Historical Education Data Profile

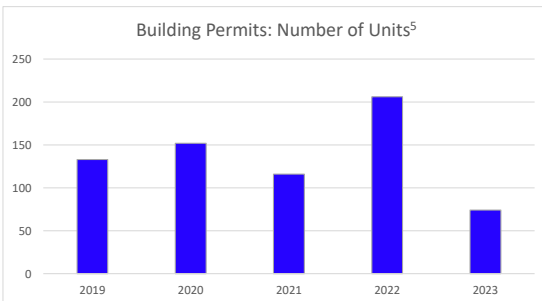
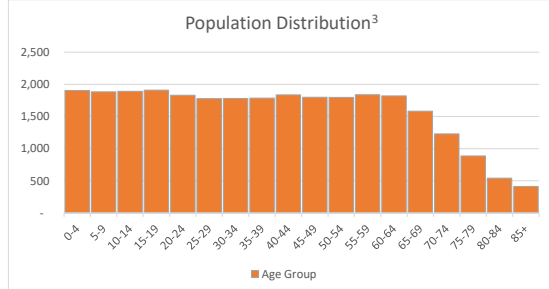
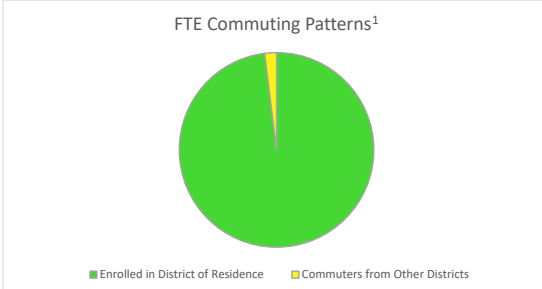
Population, Birth, and Full-Time Equivalent Enrollment (FTE) Data



School Choice Data



Commuting, Migration, and Demographic Data



Sources:

¹Historical Enrollment Data: Department of Education

²Forecasted Enrollment Data: PreK-12 Education Estimating Conference

³Demographic Data: EDR (Population) and Department of Health (Births)

⁴Scholarship Participation Data: Step Up for Students & AAA

⁵Building Permit Data: US Census Bureau

Note: Florida Education Finance Program (FTE) is influenced by programmatic changes

Prepared by:

Florida Legislature
Office of Economic and Demographic Research
111 W. Madison Street, Suite 574
Tallahassee, FL 32399-6588
(850) 487-1402
<http://edr.state.fl.us>



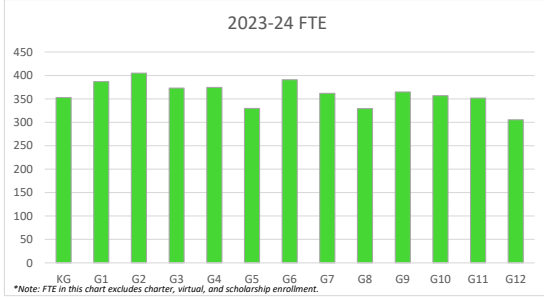
January 2025

15 Year Low: 29 Units

15 Year High: 206 Units

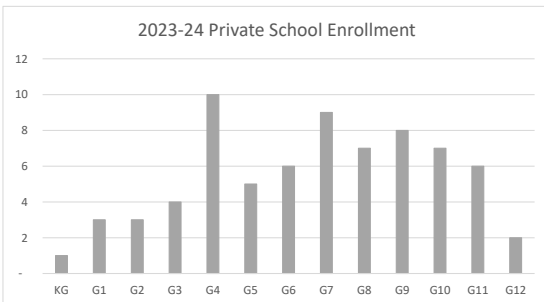
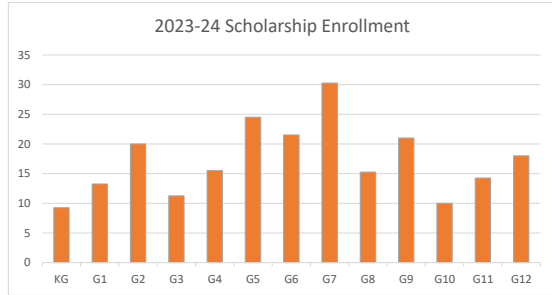
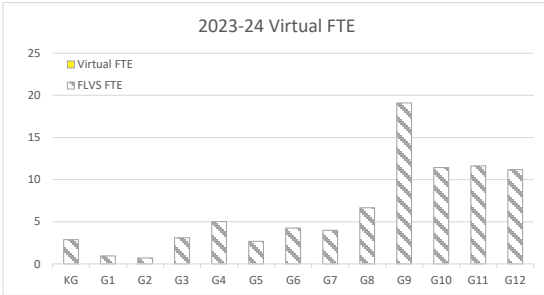
Baker County Historical Education Data Profile

K-12 Grade Level School Setting Data^{1,4}



2023-24 Charter School FTE

No Charter FTE
reported for this time period.



2023-24	Schools
Traditional	6
Elementary	4
Middle	1
High	1
Combo	0
Charter	0
Virtual	0
Private	3
Scholarship Participant	100%

Public High School Data

