

Columbia County

Florida's 41st most populous county
with .3% of Florida's population

Crime	Columbia County	Florida
Crime rate (index crimes per 100,000 population)		
2019	2,882.6	2,551.1
2020	2,618.3	2,152.3
2020 rank in state	11	NA
% change from 2019 to 2020	-9.2%	-15.6%

Violent crimes		
2019	355	81,092
2020	369	82,941
County share of violent crimes	0.4%	NA

Violent crime rate (violent crimes per 100,000 population)		
2019	503.6	382.4
2020	522.5	384.1
2020 rank in state	11	NA
% change from 2019 to 2020	3.8%	0.4%

Felony Filings

FY 2019-20 Total

Filings(defendants)

	Columbia County	Florida
Filings(defendants)	781	158,200
Violent crimes	11	4,719
Other crimes against persons	149	31,585
Crimes against property	349	72,981
Drug Crimes	272	48,915

Change from prior FY

Change from prior FY	-6.2%	-10.9%
Violent crimes	-47.6%	3.7%
Other crimes against persons	24.2%	0.0%
Crimes against property	-18.8%	-11.8%
Drug Crimes	3.8%	-16.7%

Total charges FY 2019-20 1,584 345,611

Number of charges per defendant 2.0 2.2

Juvenile Delinquency

	Columbia County	Florida
FY 2019-20 juvenile delinquency complaints filed	157	38,331
Per 100,000 juveniles 10-17	2,348.2	1,947.1
Juveniles direct filed to adult court	5	1,031
County share of juveniles direct filed	0.5%	NA

New Commitments to Prison

	Columbia County	Florida
2019	317	27,242
2020	142	12,834
% change from 2019 to 2020	-55.1%	-52.9%
2020 rank in state	30	NA

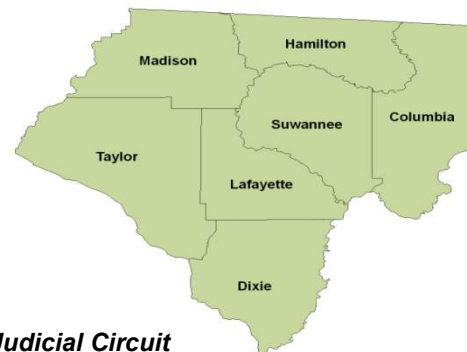
County share of new commitments	1.1%	NA
% of new commitments who are female	21.1%	14.6%

2020 New Commitments by Offense Category

	Columbia County	Florida
Murder/manslaughter	3	416
Sexual/lewd behavior	3	750
Robbery	4	654
Other violent	17	2,068
Burglary	17	1,741
Property theft/fraud	22	1,868
Drugs	54	3,119
Weapons	7	945
Other	14	1,274

Change in New Commitments from 2019

	Columbia County	Florida
Murder/manslaughter	4.9%	-57.1%
Sexual/lewd behavior	-80.3%	-54.9%
Robbery	-30.1%	-57.0%
Other violent	-56.3%	-50.3%
Burglary	-43.8%	-54.2%
Property theft/fraud	-63.8%	-53.6%
Drugs	-51.5%	-52.6%
Weapons	-60.7%	-51.0%
Other	-54.6%	-50.7%



3rd Judicial Circuit

Drug New Commitments

	Columbia County	Florida
Drug new commitments as % of all new commitments		
2019	35.5%	24.2%
2020	38.3%	24.3%
County share of all drug new commitments--2020	1.7%	NA
As percent of drug new commitments--2020		
Drug trafficking	0.0%	21.4%
Drug manufacture/sale/purchase	14.3%	37.6%
Drug possession/other	85.7%	41.0%

Sentence Length of New Commitments

	Columbia County	Florida
Average sentence length (months)		
2019	41.3	59.9
2020	38.6	55.7
2020 year-and-a-day new commitments	26	911
As percent of all new commitments	18.0%	7.1%
County share of all year-and-a-day new commitments	2.8%	NA

DOC Incarcerated Inmates by County of Commitment

	Columbia County	Florida
June 30, 2020	651	87,736
Incarceration rate (inmates per 100,000 county population)	921.9	406.3
County rank	15	NA

DOC Community Supervision

	Columbia County	Florida
FY 2019-20 admissions by county of conviction	368	62,690
County share of all supervision admissions	0.6%	NA
June 30, 2020 supervised population	933	153,542
County share of supervised population	0.6%	NA

Department of Corrections Facilities

	Columbia County	Florida
DOC facilities--6/30/20	5	145
DOC inmates--6/30/20	3,136	87,736
% of DOC inmates in county	3.6%	NA

County Detention Facilities

	Columbia County	Florida
Average daily population		
June 2020	209	48,012
County jail capacity		
June 2020	NA	NA
Occupancy rate	NA	NA


Registered Sex Offenders

	Columbia County	Florida
Offenders	245	27,397
Predators	65	4,241
Total	310	31,638
County share of registered sex offenders and predators	1.0%	NA
Registered sex offenders and predators per 100,000 population	439.0	146.5

County Demographics

	Columbia County	Florida
Official 4/1/20 Estimate of population	70,617	21,596,068
Population change 2010-20	3,086	2,794,736
% change from 2010 to 2020	4.6%	14.9%
Median age	41.5	41.8
Persons per square mile	89	403

Prepared by
 Florida Legislature
 Office of Economic and
 Demographic Research
 111 W. Madison Street, Suite 574
 Tallahassee, FL 32399-6588



(850) 487-1402 <http://edr.state.fl.us>

September 2021

Dixie County

Florida's 58th most populous county
with .1% of Florida's population

Crime

	Dixie County	Florida
Crime rate (index crimes per 100,000 population)		
2019	1,432.9	2,551.1
2020	1,572.3	2,152.3
2020 rank in state	36	NA
% change from 2019 to 2020	9.7%	-15.6%
Violent crimes		
2019	89	81,092
2020	92	82,941
County share of violent crimes	0.1%	NA
Violent crime rate (violent crimes per 100,000 population)		
2019	535.8	382.4
2020	552.1	384.1
2020 rank in state	10	NA
% change from 2019 to 2020	3.0%	0.4%

Felony Filings

	Dixie County	Florida
FY 2019-20 Total Filings(defendants)	257	158,200
Violent crimes	6	4,719
Other crimes against persons	36	31,585
Crimes against property	107	72,981
Drug Crimes	108	48,915
Change from prior FY	36.0%	-10.9%
Violent crimes	-33.3%	3.7%
Other crimes against persons	44.0%	0.0%
Crimes against property	17.6%	-11.8%
Drug Crimes	68.8%	-16.7%

Total charges FY 2019-20	755	345,611
Number of charges per defendant	2.9	2.2

Juvenile Delinquency

	Dixie County	Florida
FY 2019-20 juvenile delinquency complaints filed	27	38,331
Per 100,000 juveniles 10-17	2,059.5	1,947.1
Juveniles direct filed to adult court	3	1,031
County share of juveniles direct filed	0.3%	NA

New Commitments to Prison

	Dixie County	Florida
2019	97	27,242
2020	32	12,834
% change from 2019 to 2020	-66.9%	-52.9%
2020 rank in state	56	NA
County share of new commitments	0.3%	NA
% of new commitments who are female	24.1%	14.6%

2020 New Commitments by Offense Category

	Dixie County	Florida
Murder/manslaughter	2	416
Sexual/lewd behavior	2	750
Robbery	2	654
Other violent	2	2,068
Burglary	6	1,741
Property theft/fraud	1	1,868
Drugs	9	3,119
Weapons	1	945
Other	7	1,274

Change in New Commitments from 2019

	Dixie County	Florida
Murder/manslaughter	109.7%	-57.1%
Sexual/lewd behavior	-47.6%	-54.9%
Robbery	---	-57.0%
Other violent	-87.7%	-50.3%
Burglary	-69.2%	-54.2%
Property theft/fraud	-91.3%	-53.6%
Drugs	-65.0%	-52.6%
Weapons	-79.0%	-51.0%
Other	-47.6%	-50.7%



3rd Judicial Circuit

Drug New Commitments

	Dixie County	Florida
Drug new commitments as % of all new commitments		
2019	26.1%	24.2%
2020	27.6%	24.3%
County share of all drug new commitments--2020	0.3%	NA
As percent of drug new commitments--2020		
Drug trafficking	0.0%	21.4%
Drug manufacture/sale/purchase	62.5%	37.6%
Drug possession/other	37.5%	41.0%

Sentence Length of New Commitments

	Dixie County	Florida
Average sentence length (months)		
2019	42.5	59.9
2020	64.5	55.7
2020 year-and-a-day new commitments	3	911
As percent of all new commitments	10.4%	7.1%
County share of all year-and-a-day new commitments	0.4%	NA

DOC Incarcerated Inmates by County of Commitment

	Dixie County	Florida
June 30, 2020	6,540	87,736
Incarceration rate (inmates per 100,000 county population)	39,248.6	406.3
County rank	1	NA

DOC Community Supervision

	Dixie County	Florida
FY 2019-20 admissions by county of conviction	92	62,690
County share of all supervision admissions	0.1%	NA
June 30, 2020 supervised population	236	153,542
County share of supervised population	0.2%	NA

Department of Corrections Facilities

	Dixie County	Florida
DOC facilities--6/30/20	3	145
DOC inmates--6/30/20	1,583	87,736
% of DOC inmates in county	1.8%	NA

County Detention Facilities

	Dixie County	Florida
Average daily population		
June 2020	135	48,012
County jail capacity		
June 2020	NA	NA
Occupancy rate	NA	NA

Registered Sex Offenders

	Dixie County	Florida
Offenders	87	27,397
Predators	10	4,241
Total	97	31,638
County share of registered sex offenders and predators	0.3%	NA
Registered sex offenders and predators per 100,000 population	582.1	146.5

County Demographics

	Dixie County	Florida
Official 4/1/20 Estimate of population	16,663	21,596,068
Population change 2010-20	241	2,794,736
% change from 2010 to 2020	1.5%	14.9%
Median age	47.7	41.8
Persons per square mile	24	403

Prepared by
 Florida Legislature
 Office of Economic and
 Demographic Research
 111 W. Madison Street, Suite 574
 Tallahassee, FL 32399-6588



(850) 487-1402 <http://edr.state.fl.us>

September 2021

Hamilton County

Florida's 61st most populous county
with .1% of Florida's population

Crime	Hamilton County	Florida
Crime rate (index crimes per 100,000 population)		
2019	2,137.0	2,551.1
2020	2,223.7	2,152.3
2020 rank in state	16	NA
% change from 2019 to 2020	4.1%	-15.6%

Violent crimes		
2019	55	81,092
2020	64	82,941
County share of violent crimes	0.1%	NA

Violent crime rate (violent crimes per 100,000 population)		
2019	376.7	382.4
2020	439.3	384.1
2020 rank in state	20	NA
% change from 2019 to 2020	16.6%	0.4%

Felony Filings

FY 2019-20 Total

Filings(defendants)	Hamilton County	Florida
Violent crimes	5	4,719
Other crimes against persons	55	31,585
Crimes against property	169	72,981
Drug Crimes	89	48,915

Change from prior FY

Violent crimes	-44.4%	3.7%
Other crimes against persons	-5.2%	0.0%
Crimes against property	-27.8%	-11.8%
Drug Crimes	17.1%	-16.7%

Total charges FY 2019-20 720 345,611

Number of charges per defendant 2.3 2.2

Juvenile Delinquency

	Hamilton County	Florida
FY 2019-20 juvenile delinquency complaints filed	88	38,331
Per 100,000 juveniles 10-17	7,131.3	1,947.1
Juveniles direct filed to adult court	0	1,031
County share of juveniles direct filed	0.0%	NA

New Commitments to Prison

	Hamilton County	Florida
2019	57	27,242
2020	24	12,834
% change from 2019 to 2020	-57.3%	-52.9%
2020 rank in state	59	NA

County share of new commitments	0.2%	NA
% of new commitments who are female	13.6%	14.6%

2020 New Commitments by Offense Category

	Hamilton County	Florida
Murder/manslaughter	0	416
Sexual/lewd behavior	1	750
Robbery	0	654
Other violent	6	2,068
Burglary	2	1,741
Property theft/fraud	3	1,868
Drugs	8	3,119
Weapons	1	945
Other	3	1,274

Change in New Commitments from 2019

	Hamilton County	Florida
Murder/manslaughter	---	-57.1%
Sexual/lewd behavior	-47.6%	-54.9%
Robbery	---	-57.0%
Other violent	-12.6%	-50.3%
Burglary	-30.1%	-54.2%
Property theft/fraud	-55.1%	-53.6%
Drugs	-61.4%	-52.6%
Weapons	-86.9%	-51.0%
Other	-65.0%	-50.7%



3rd Judicial Circuit

Drug New Commitments

	Hamilton County	Florida
Drug new commitments as % of all new commitments		
2019	35.2%	24.2%
2020	31.8%	24.3%
County share of all drug new commitments--2020	0.2%	NA
As percent of drug new commitments--2020		
Drug trafficking	14.3%	21.4%
Drug manufacture/sale/purchase	42.9%	37.6%
Drug possession/other	42.9%	41.0%

Sentence Length of New Commitments

	Hamilton County	Florida
Average sentence length (months)		
2019	42.0	59.9
2020	54.9	55.7
2020 year-and-a-day new commitments	3	911
As percent of all new commitments	13.7%	7.1%
County share of all year-and-a-day new commitments	0.4%	NA

DOC Incarcerated Inmates by County of Commitment

	Hamilton County	Florida
June 30, 2020	200	87,736
Incarceration rate (inmates per 100,000 county population)	1,372.7	406.3
County rank	10	NA

DOC Community Supervision

	Hamilton County	Florida
FY 2019-20 admissions by county of conviction	114	62,690
County share of all supervision admissions	0.2%	NA
June 30, 2020 supervised population	75	153,542
County share of supervised population	0.0%	NA

Department of Corrections Facilities

	Hamilton County	Florida
DOC facilities--6/30/20	3	145
DOC inmates--6/30/20	2,187	87,736
% of DOC inmates in county	2.5%	NA

County Detention Facilities

	Hamilton County	Florida
Average daily population		
June 2020	41	48,012
County jail capacity		
June 2020	NA	NA
Occupancy rate	NA	NA

Registered Sex Offenders

	Hamilton County	Florida
Offenders	26	27,397
Predators	7	4,241
Total	33	31,638
County share of registered sex offenders and predators	0.1%	NA
Registered sex offenders and predators per 100,000 population	226.5	146.5

County Demographics

	Hamilton County	Florida
Official 4/1/20 Estimate of population	14,570	21,596,068
Population change 2010-20	-229	2,794,736
% change from 2010 to 2020	-1.5%	14.9%
Median age	41.7	41.8
Persons per square mile	28	403

Prepared by
 Florida Legislature
 Office of Economic and
 Demographic Research
 111 W. Madison Street, Suite 574
 Tallahassee, FL 32399-6588



(850) 487-1402 <http://edr.state.fl.us>

September 2021

Lafayette County

Florida's 66th most populous county

Crime	Lafayette County	Florida
Crime rate (index crimes per 100,000 population)		
2019	589.5	2,551.1
2020	540.9	2,152.3
2020 rank in state	67	NA
% change from 2019 to 2020	-8.3%	-15.6%
Violent crimes		
2019	13	81,092
2020	26	82,941
County share of violent crimes	0.0%	NA

Violent crime rate (violent crimes per 100,000 population)		
2019	153.3	382.4
2020	299.2	384.1
2020 rank in state	34	NA
% change from 2019 to 2020	95.2%	0.4%

Felony Filings	Lafayette County	Florida
FY 2019-20 Total Filings(defendants)	62	158,200
Violent crimes	2	4,719
Other crimes against persons	20	31,585
Crimes against property	24	72,981
Drug Crimes	16	48,915
Change from prior FY	-31.9%	-10.9%
Violent crimes	100.0%	3.7%
Other crimes against persons	33.3%	0.0%
Crimes against property	-29.4%	-11.8%
Drug Crimes	-61.0%	-16.7%
Total charges FY 2019-20	123	345,611
Number of charges per defendant	2.0	2.2

Juvenile Delinquency	Lafayette County	Florida
FY 2019-20 juvenile delinquency complaints filed	5	38,331
Per 100,000 juveniles 10-17	594.5	1,947.1
Juveniles direct filed to adult court	0	1,031
County share of juveniles direct filed	0.0%	NA

New Commitments to Prison

	Lafayette County	Florida
2019	14	27,242
2020	2	12,834
% change from 2019 to 2020	-83.9%	-52.9%
2020 rank in state	67	NA
County share of new commitments	0.0%	NA
% of new commitments who are female	0.0%	14.6%

2020 New Commitments by Offense Category

	Lafayette County	Florida
Murder/manslaughter	0	416
Sexual/lewd behavior	0	750
Robbery	0	654
Other violent	0	2,068
Burglary	0	1,741
Property theft/fraud	0	1,868
Drugs	0	3,119
Weapons	2	945
Other	0	1,274

Change in New Commitments from 2019

	Lafayette County	Florida
Murder/manslaughter	-100.0%	-57.1%
Sexual/lewd behavior	-100.0%	-54.9%
Robbery	---	-57.0%
Other violent	-100.0%	-50.3%
Burglary	-100.0%	-54.2%
Property theft/fraud	-100.0%	-53.6%
Drugs	-100.0%	-52.6%
Weapons	---	-51.0%
Other	-100.0%	-50.7%



3rd Judicial Circuit

Drug New Commitments

	Lafayette County	Florida
Drug new commitments as % of all new commitments		
2019	38.5%	24.2%
2020	0.0%	24.3%
County share of all drug new commitments--2020	0.0%	NA
As percent of drug new commitments--2020		
Drug trafficking NA		21.4%
Drug manufacture/sale/purchase NA		37.6%
Drug possession/other NA		41.0%

Sentence Length of New Commitments

	Lafayette County	Florida
Average sentence length (months)		
2019	46.4	59.9
2020	43.0	55.7
2020 year-and-a-day new commitments	-	911
As percent of all new commitments	0.0%	7.1%
County share of all year-and-a-day new commitments	0.0%	NA

DOC Incarcerated Inmates by County of Commitment

	Lafayette County	Florida
June 30, 2020	977	87,736
Incarceration rate (inmates per 100,000 county population)	11,242.8	406.3
County rank	2	NA

DOC Community Supervision

	Lafayette County	Florida
FY 2019-20 admissions by county of conviction	35	62,690
County share of all supervision admissions	0.1%	NA
June 30, 2020 supervised population	41	153,542
County share of supervised population	0.0%	NA

Department of Corrections Facilities

	Lafayette County	Florida
DOC facilities--6/30/20	1	145
DOC inmates--6/30/20	1,370	87,736
% of DOC inmates in county	1.6%	NA

County Detention Facilities

	Lafayette County	Florida
Average daily population		
June 2020	38	48,012
County jail capacity		
June 2020	NA	NA
Occupancy rate	NA	NA

Registered Sex Offenders

	Lafayette County	Florida
Offenders	11	27,397
Predators	3	4,241
Total	14	31,638
County share of registered sex offenders and predators	0.0%	NA
Registered sex offenders and predators per 100,000 population	161.1	146.5

County Demographics

	Lafayette County	Florida
Official 4/1/20 Estimate of population	8,690	21,596,068
Population change 2010-20	-180	2,794,736
% change from 2010 to 2020	-2.0%	14.9%
Median age	37.9	41.8
Persons per square mile	16	403

Prepared by

Florida Legislature
Office of Economic and Demographic Research
111 W. Madison Street, Suite 574
Tallahassee, FL 32399-6588

(850) 487-1402

<http://edr.state.fl.us>

September 2021



Madison County

Florida's 56th most populous county
with .1% of Florida's population

Crime	Madison County	Florida
Crime rate (index crimes per 100,000 population)		
2019	1,456.3	2,551.1
2020	1,551.1	2,152.3
2020 rank in state	39	NA
% change from 2019 to 2020	6.5%	-15.6%

Violent crimes		
2019	111	81,092
2020	128	82,941
County share of violent crimes	0.2%	NA

Violent crime rate (violent crimes per 100,000 population)		
2019	567.2	382.4
2020	675.3	384.1
2020 rank in state	5	NA
% change from 2019 to 2020	19.1%	0.4%

Felony Filings

FY 2019-20 Total

Filings(defendants)

	Madison County	Florida
Filings(defendants)	183	158,200
Violent crimes	7	4,719
Other crimes against persons	33	31,585
Crimes against property	95	72,981
Drug Crimes	48	48,915

Change from prior FY

Change from prior FY	-9.0%	-10.9%
Violent crimes	16.7%	3.7%
Other crimes against persons	-50.0%	0.0%
Crimes against property	13.1%	-11.8%
Drug Crimes	6.7%	-16.7%

Total charges FY 2019-20 414 345,611

Number of charges per defendant 2.3 2.2

Juvenile Delinquency

	Madison County	Florida
FY 2019-20 juvenile delinquency complaints filed	69	38,331
Per 100,000 juveniles 10-17	3,739.8	1,947.1
Juveniles direct filed to adult court	0	1,031
County share of juveniles direct filed	0.0%	NA

New Commitments to Prison

	Madison County	Florida
2019	94	27,242
2020	44	12,834
% change from 2019 to 2020	-52.9%	-52.9%
2020 rank in state	51	NA

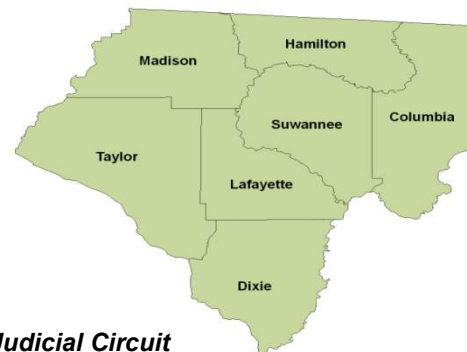
County share of new commitments	0.3%	NA
% of new commitments who are female	22.5%	14.6%

2020 New Commitments by Offense Category

	Madison County	Florida
Murder/manslaughter	4	416
Sexual/lewd behavior	1	750
Robbery	1	654
Other violent	8	2,068
Burglary	6	1,741
Property theft/fraud	11	1,868
Drugs	10	3,119
Weapons	0	945
Other	3	1,274

Change in New Commitments from 2019

	Madison County	Florida
Murder/manslaughter	39.8%	-57.1%
Sexual/lewd behavior	-65.0%	-54.9%
Robbery	4.9%	-57.0%
Other violent	-51.1%	-50.3%
Burglary	-56.3%	-54.2%
Property theft/fraud	-34.5%	-53.6%
Drugs	-67.5%	-52.6%
Weapons	-100.0%	-51.0%
Other	-65.0%	-50.7%



3rd Judicial Circuit

Drug New Commitments

	Madison County	Florida
Drug new commitments as % of all new commitments		
2019	32.6%	24.2%
2020	22.5%	24.3%
County share of all drug new commitments--2020	0.3%	NA
As percent of drug new commitments--2020		
Drug trafficking	0.0%	21.4%
Drug manufacture/sale/purchase	22.2%	37.6%
Drug possession/other	77.8%	41.0%

Sentence Length of New Commitments

	Madison County	Florida
Average sentence length (months)		
2019	72.3	59.9
2020	79.8	55.7
2020 year-and-a-day new commitments	-	911
As percent of all new commitments	0.0%	7.1%
County share of all year-and-a-day new commitments	0.0%	NA

DOC Incarcerated Inmates by County of Commitment

	Madison County	Florida
June 30, 2020	1,516	87,736
Incarceration rate (inmates per 100,000 county population)	7,998.3	406.3
County rank	3	NA

DOC Community Supervision

	Madison County	Florida
FY 2019-20 admissions by county of conviction	83	62,690
County share of all supervision admissions	0.1%	NA
June 30, 2020 supervised population	240	153,542
County share of supervised population	0.2%	NA

Department of Corrections Facilities

	Madison County	Florida
DOC facilities--6/30/20	2	145
DOC inmates--6/30/20	1,168	87,736
% of DOC inmates in county	1.3%	NA

County Detention Facilities

	Madison County	Florida
Average daily population		
June 2020	49	48,012
County jail capacity		
June 2020	NA	NA
Occupancy rate	NA	NA

Registered Sex Offenders

	Madison County	Florida
Offenders	47	27,397
Predators	8	4,241
Total	55	31,638

County share of registered sex offenders and predators 0.2% NA

Registered sex offenders and predators per 100,000 population 290.2 146.5

County Demographics

	Madison County	Florida
Official 4/1/20 Estimate of population	18,954	21,596,068
Population change 2010-20	-270	2,794,736
% change from 2010 to 2020	-1.4%	14.9%
Median age	42.4	41.8
Persons per square mile	27	403

Prepared by
 Florida Legislature
 Office of Economic and
 Demographic Research
 111 W. Madison Street, Suite 574
 Tallahassee, FL 32399-6588



(850) 487-1402 <http://edr.state.fl.us>

September 2021

Suwannee County

Florida's 44th most populous county
with .2% of Florida's population

Crime	Suwannee County	Florida
Crime rate (index crimes per 100,000 population)		
2019	1,770.0	2,551.1
2020	2,008.2	2,152.3
2020 rank in state	24	NA
% change from 2019 to 2020	13.5%	-15.6%

Violent crimes		
2019	212	81,092
2020	216	82,941
County share of violent crimes	0.3%	NA

Violent crime rate (violent crimes per 100,000 population)		
2019	466.7	382.4
2020	475.1	384.1
2020 rank in state	16	NA
% change from 2019 to 2020	1.8%	0.4%

Felony Filings

FY 2019-20 Total

Filings(defendants)

	Suwannee County	Florida
Filings(defendants)	453	158,200
Violent crimes	18	4,719
Other crimes against persons	77	31,585
Crimes against property	187	72,981
Drug Crimes	171	48,915

Change from prior FY

Change from prior FY	-23.6%	-10.9%
Violent crimes	38.5%	3.7%
Other crimes against persons	-12.5%	0.0%
Crimes against property	-26.7%	-11.8%
Drug Crimes	-27.8%	-16.7%

Total charges FY 2019-20 993 345,611

Number of charges per defendant 2.2 2.2

Juvenile Delinquency

	Suwannee County	Florida
FY 2019-20 juvenile delinquency complaints filed	147	38,331
Per 100,000 juveniles 10-17	3,259.4	1,947.1
Juveniles direct filed to adult court	2	1,031
County share of juveniles direct filed	0.2%	NA

New Commitments to Prison

	Suwannee County	Florida
2019	219	27,242
2020	69	12,834
% change from 2019 to 2020	-68.6%	-52.9%
2020 rank in state	41	NA

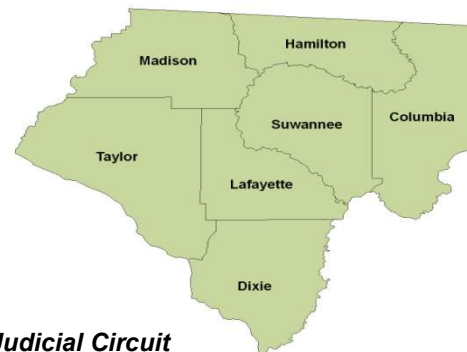
County share of new commitments	0.5%	NA
% of new commitments who are female	25.8%	14.6%

2020 New Commitments by Offense Category

	Suwannee County	Florida
Murder/manslaughter	1	416
Sexual/lewd behavior	3	750
Robbery	4	654
Other violent	10	2,068
Burglary	10	1,741
Property theft/fraud	14	1,868
Drugs	17	3,119
Weapons	3	945
Other	6	1,274

Change in New Commitments from 2019

	Suwannee County	Florida
Murder/manslaughter	-73.8%	-57.1%
Sexual/lewd behavior	-60.7%	-54.9%
Robbery	-30.1%	-57.0%
Other violent	-41.0%	-50.3%
Burglary	-50.3%	-54.2%
Property theft/fraud	-64.1%	-53.6%
Drugs	-81.5%	-52.6%
Weapons	-73.8%	-51.0%
Other	-72.4%	-50.7%



3rd Judicial Circuit

Drug New Commitments

	Suwannee County	Florida
Drug new commitments as % of all new commitments		
2019	41.1%	24.2%
2020	24.2%	24.3%
County share of all drug new commitments--2020	0.5%	NA
As percent of drug new commitments--2020		
Drug trafficking	6.7%	21.4%
Drug manufacture/sale/purchase	53.3%	37.6%
Drug possession/other	40.0%	41.0%

Sentence Length of New Commitments

	Suwannee County	Florida
Average sentence length (months)		
2019	41.8	59.9
2020	40.6	55.7
2020 year-and-a-day new commitments	6	911
As percent of all new commitments	8.1%	7.1%
County share of all year-and-a-day new commitments	0.6%	NA

DOC Incarcerated Inmates by County of Commitment

	Suwannee County	Florida
June 30, 2020	409	87,736
Incarceration rate (inmates per 100,000 county population)	899.6	406.3
County rank	17	NA

DOC Community Supervision

	Suwannee County	Florida
FY 2019-20 admissions by county of conviction	187	62,690
County share of all supervision admissions	0.3%	NA
June 30, 2020 supervised population	798	153,542
County share of supervised population	0.5%	NA

Department of Corrections Facilities

	Suwannee County	Florida
DOC facilities--6/30/20	3	145
DOC inmates--6/30/20	1,947	87,736
% of DOC inmates in county	2.2%	NA

County Detention Facilities

	Suwannee County	Florida
Average daily population		
June 2020	131	48,012
County jail capacity		
June 2020	NA	NA
Occupancy rate	NA	NA

Registered Sex Offenders

	Suwannee County	Florida
Offenders	72	27,397
Predators	9	4,241
Total	81	31,638
County share of registered sex offenders and predators	0.3%	NA
Registered sex offenders and predators per 100,000 population	178.2	146.5

County Demographics

	Suwannee County	Florida
Official 4/1/20 Estimate of population	45,463	21,596,068
Population change 2010-20	3,912	2,794,736
% change from 2010 to 2020	9.4%	14.9%
Median age	43.3	41.8
Persons per square mile	66	403

Prepared by
 Florida Legislature
 Office of Economic and
 Demographic Research
 111 W. Madison Street, Suite 574
 Tallahassee, FL 32399-6588



(850) 487-1402 <http://edr.state.fl.us>

September 2021

Taylor County

Florida's 54th most populous county
with .1% of Florida's population

Crime

	Taylor County	Florida
Crime rate (index crimes per 100,000 population)		
2019	3,041.2	2,551.1
2020	3,071.0	2,152.3
2020 rank in state	5	NA
% change from 2019 to 2020	1.0%	-15.6%
Violent crimes		
2019	153	81,092
2020	138	82,941
County share of violent crimes	0.2%	NA
Violent crime rate (violent crimes per 100,000 population)		
2019	681.3	382.4
2020	615.1	384.1
2020 rank in state	6	NA
% change from 2019 to 2020	-9.7%	0.4%

Felony Filings

	Taylor County	Florida
FY 2019-20 Total Filings(defendants)	238	158,200
Violent crimes	2	4,719
Other crimes against persons	42	31,585
Crimes against property	114	72,981
Drug Crimes	80	48,915
Change from prior FY	-4.8%	-10.9%
Violent crimes	-75.0%	3.7%
Other crimes against persons	16.7%	0.0%
Crimes against property	-13.0%	-11.8%
Drug Crimes	6.7%	-16.7%
Total charges FY 2019-20	439	345,611
Number of charges per defendant	1.8	2.2

Juvenile Delinquency

	Taylor County	Florida
FY 2019-20 juvenile delinquency complaints filed	72	38,331
Per 100,000 juveniles 10-17	3,724.8	1,947.1
Juveniles direct filed to adult court	0	1,031
County share of juveniles direct filed	0.0%	NA

New Commitments to Prison

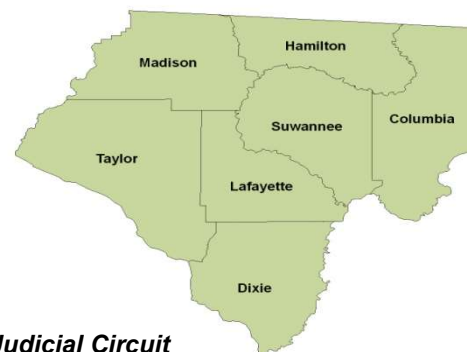
	Taylor County	Florida
2019	69	27,242
2020	19	12,834
% change from 2019 to 2020	-72.6%	-52.9%
2020 rank in state	63	NA
County share of new commitments	0.1%	NA
% of new commitments who are female	23.5%	14.6%

2020 New Commitments by Offense Category

	Taylor County	Florida
Murder/manslaughter	0	416
Sexual/lewd behavior	0	750
Robbery	0	654
Other violent	3	2,068
Burglary	3	1,741
Property theft/fraud	4	1,868
Drugs	4	3,119
Weapons	0	945
Other	3	1,274

Change in New Commitments from 2019

	Taylor County	Florida
Murder/manslaughter	---	-57.1%
Sexual/lewd behavior	-100.0%	-54.9%
Robbery	-100.0%	-57.0%
Other violent	-73.8%	-50.3%
Burglary	-60.7%	-54.2%
Property theft/fraud	-72.0%	-53.6%
Drugs	-70.0%	-52.6%
Weapons	-100.0%	-51.0%
Other	-37.1%	-50.7%



3rd Judicial Circuit

Drug New Commitments

	Taylor County	Florida
Drug new commitments as % of all new commitments		
2019	21.5%	24.2%
2020	23.5%	24.3%
County share of all drug new commitments--2020	0.1%	NA
As percent of drug new commitments--2020		
Drug trafficking	25.0%	21.4%
Drug manufacture/sale/purchase	25.0%	37.6%
Drug possession/other	50.0%	41.0%

Sentence Length of New Commitments

	Taylor County	Florida
Average sentence length (months)		
2019	26.6	59.9
2020	23.8	55.7
2020 year-and-a-day new commitments	2	911
As percent of all new commitments	11.8%	7.1%
County share of all year-and-a-day new commitments	0.2%	NA

DOC Incarcerated Inmates by County of Commitment

	Taylor County	Florida
June 30, 2020	142	87,736
Incarceration rate (inmates per 100,000 county population)	632.9	406.3
County rank	25	NA

DOC Community Supervision

	Taylor County	Florida
FY 2019-20 admissions by county of conviction	124	62,690
County share of all supervision admissions	0.2%	NA
June 30, 2020 supervised population	317	153,542
County share of supervised population	0.2%	NA

Department of Corrections Facilities

	Taylor County	Florida
DOC facilities--6/30/20	3	145
DOC inmates--6/30/20	2,239	87,736
% of DOC inmates in county	2.6%	NA

County Detention Facilities

	Taylor County	Florida
Average daily population		
June 2020	126	48,012
County jail capacity		
June 2020	NA	NA
Occupancy rate	NA	NA

Registered Sex Offenders

	Taylor County	Florida
Offenders	66	27,397
Predators	12	4,241
Total	78	31,638
County share of registered sex offenders and predators	0.2%	NA
Registered sex offenders and predators per 100,000 population	347.7	146.5

County Demographics

	Taylor County	Florida
Official 4/1/20 Estimate of population	22,436	21,596,068
Population change 2010-20	-134	2,794,736
% change from 2010 to 2020	-0.6%	14.9%
Median age	44.1	41.8
Persons per square mile	22	403

Prepared by
 Florida Legislature
 Office of Economic and
 Demographic Research
 111 W. Madison Street, Suite 574
 Tallahassee, FL 32399-6588



(850) 487-1402 <http://edr.state.fl.us>

September 2021