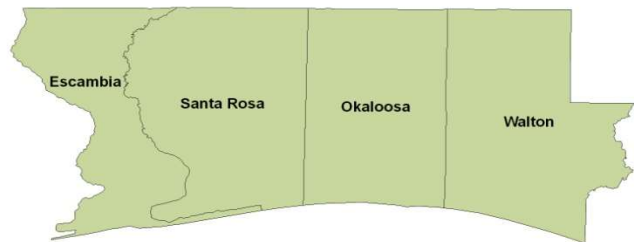


1st Judicial Circuit

Florida's 14th most populous circuit
with 3.6% of Florida's population

Crime			New Commitments to Prison		
	1st Judicial Circuit	Florida		1st Judicial Circuit	Florida
Crime rate (index crimes per 100,000 population)					
2019	2,390.0	2,551.1	2019	1,665	27,242
2020	2,126.4	2,152.3	2020	822	12,834
2020 rank in state	10	NA	% change from 2019 to 2020	-50.6%	-52.9%
% change from 2019 to 2020	-11.0%	-15.6%	2020 rank in state	5	NA
Violent crimes			Circuit share of new commitments	6.4%	NA
2019	2,919	81,092	% of new commitments who are female	16.5%	14.6%
2020	2,960	82,941			
Circuit share of violent crimes	3.6%	NA			
Violent crime rate (violent crimes per 100,000 population)					
2019	378.2	382.4			
2020	376.1	384.1			
2020 rank in state	10	NA			
% change from 2019 to 2020	-0.6%	0.4%			
Felony Filings			2020 New Commitments by Offense Category		
	1st Judicial Circuit	Florida		1st Judicial Circuit	Florida
FY 2019-20 Total Filings(defendants)			Murder/manslaughter	18	416
Violent crimes	11,098	158,200	Sexual/lewd behavior	42	750
Other crimes against persons	219	4,719	Robbery	27	654
Crimes against property	2,402	31,585	Other violent	132	2,068
Drug Crimes	4,865	72,981	Burglary	97	1,741
Drug Crimes	3,612	48,915	Property theft/fraud	118	1,868
			Drugs	213	3,119
			Weapons	58	945
			Other	118	1,274
Change from prior FY			Change in New Commitments from 2019		
	1st Judicial Circuit	Florida		1st Judicial Circuit	Florida
Total Filings	-7.7%	-10.9%	Murder/manslaughter	-40.1%	-57.1%
Violent crimes	-9.1%	3.7%	Sexual/lewd behavior	-61.7%	-54.9%
Other crimes against persons	-2.3%	0.0%	Robbery	-49.7%	-57.0%
Crimes against property	-11.8%	-11.8%	Other violent	-47.8%	-50.3%
Drug Crimes	-5.3%	-16.7%	Burglary	-38.4%	-54.2%
			Property theft/fraud	-56.8%	-53.6%
			Drugs	-50.8%	-52.6%
			Weapons	-61.6%	-51.0%
			Other	-43.0%	-50.7%
Total charges FY 2019-20	25,399	345,611			
Number of charges per defendant	2.3	2.2			
Juvenile Delinquency					
	1st Judicial Circuit	Florida			
FY 2019-20 juvenile delinquency complaints filed	2,115	38,331			
Per 100,000 juveniles 10-17	2,744.3	1,947.1			
Juveniles direct filed to adult court	74	1,031			
Circuit share of juveniles direct filed	7.2%	NA			



1st Judicial Circuit

Drug New Commitments	1st Judicial Circuit	Florida
Drug new commitments as % of all new commitments		
2019	26.0%	24.2%
2020	25.9%	24.3%
County share of all drug new commitments--2020	6.8%	NA
As percent of drug new commitments--2020		
Drug trafficking	22.4%	21.4%
Drug manufacture/sale/purchase	15.6%	37.6%
Drug possession/other	62.0%	41.0%

Department of Corrections Facilities	1st Judicial Circuit	Florida
DOC facilities--6/30/20	11	145
DOC inmates--6/30/20	8,720	87,736
% of DOC inmates in circuit	9.9%	NA

County Detention Facilities	1st Judicial Circuit	Florida
Average daily population		
June 2020	2,574	48,012
Jail capacity in circuit		
June 2020	NA	NA

Sentence Length of New Commitments	1st Judicial Circuit	Florida
Average sentence length (months)		
2019	57.7	59.9
2020	53.4	55.7
2020 year-and-a-day new commitments	26	911
As percent of all new commitments	3.1%	7.1%
Circuit share of all year-and-a-day new commitments	2.8%	NA

Registered Sex Offenders	1st Judicial Circuit	Florida
Offenders	1,700	27,397
Predators	193	4,241
Total	1,893	31,638
Circuit share of registered sex offenders and predators	6.0%	NA
Registered sex offenders and predators per 100,000 population	240.5	146.5

DOC Incarcerated Inmates by Circuit of Commitment	1st Judicial Circuit	Florida
June 30, 2020	2,372	87,736
Incarceration rate (inmates per 100,000 circuit population)	301.4	406.3
Circuit rank	14	NA


Circuit Demographics	1st Judicial Circuit	Florida
Official 4/1/20 Estimate of population	787,042	21,596,068
Population change 2010-20	102,186	2,794,736
% change from 2010 to 2020	14.9%	14.9%
Persons per square mile	216	403

DOC Community Supervision	1st Judicial Circuit	Florida
FY 2019-20 admissions by circuit of conviction	4,707	62,690
Circuit share of all supervision admissions	7.5%	NA
June 30, 2020 supervised population	9,951	153,542
Circuit share of supervised population	6.5%	NA

Prepared by
 Florida Legislature
 Office of Economic and Demographic Research
 111 W. Madison Street, Suite 574
 Tallahassee, FL 32399-6588

(850) 487-1402 <http://edr.state.fl.us>

September 2021



2nd Judicial Circuit

Florida's 16th most populous circuit
with 1.9% of Florida's population

Crime	2nd Judicial Circuit	Florida
Crime rate (index crimes per 100,000 population)		
2019	3,298.1	2,551.1
2020	2,608.5	2,152.3
2020 rank in state	5	NA
% change from 2019 to 2020	-20.9%	-15.6%

Violent crimes		
2019	2,097	81,092
2020	2,157	82,941
Circuit share of violent crimes	2.6%	NA

Violent crime rate (violent crimes per 100,000 population)		
2019	509.5	382.4
2020	520.4	384.1
2020 rank in state	4	NA
% change from 2019 to 2020	2.1%	0.4%

Felony Filings

	2nd Judicial Circuit	Florida
FY 2019-20 Total Filings(defendants)	4,392	158,200
Violent crimes	138	4,719
Other crimes against persons	1,041	31,585
Crimes against property	2,140	72,981
Drug Crimes	1,073	48,915

Change from prior FY

Total Filings	-11.3%	-10.9%
Violent crimes	-14.8%	3.7%
Other crimes against persons	-2.9%	0.0%
Crimes against property	-7.6%	-11.8%
Drug Crimes	-23.5%	-16.7%

Total charges FY 2019-20 9,555 345,611

Number of charges per defendant 2.2 2.2

Juvenile Delinquency

	2nd Judicial Circuit	Florida
FY 2019-20 juvenile delinquency complaints filed	866	38,331

Per 100,000 juveniles 10-17 2,387.1 1,947.1

Juveniles direct filed to adult court 107 1,031

Circuit share of juveniles direct filed 10.4% NA

New Commitments to Prison

	2nd Judicial Circuit	Florida
2019	903	27,242
2020	531	12,834
% change from 2019 to 2020	-41.2%	-52.9%
2020 rank in state	13	NA

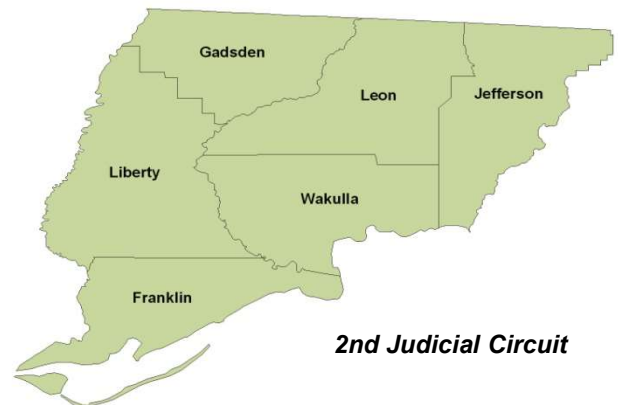
Circuit share of new commitments	4.1%	NA
% of new commitments who are female	10.9%	14.6%

2020 New Commitments by Offense Category

	2nd Judicial Circuit	Florida
Murder/manslaughter	12	416
Sexual/lewd behavior	31	750
Robbery	26	654
Other violent	104	2,068
Burglary	71	1,741
Property theft/fraud	81	1,868
Drugs	114	3,119
Weapons	43	945
Other	48	1,274

Change in New Commitments from 2019

	2nd Judicial Circuit	Florida
Murder/manslaughter	-49.8%	-57.1%
Sexual/lewd behavior	-52.6%	-54.9%
Robbery	-46.4%	-57.0%
Other violent	-38.8%	-50.3%
Burglary	-49.5%	-54.2%
Property theft/fraud	-30.4%	-53.6%
Drugs	-43.2%	-52.6%
Weapons	-35.1%	-51.0%
Other	-31.7%	-50.7%



2nd Judicial Circuit

Drug New Commitments	2nd Judicial Circuit	Florida
Drug new commitments as % of all new commitments		
2019	22.3%	24.2%
2020	21.5%	24.3%
County share of all drug new commitments--2020	3.7%	NA
As percent of drug new commitments--2020		
Drug trafficking	14.6%	21.4%
Drug manufacture/sale/purchase	50.5%	37.6%
Drug possession/other	35.0%	41.0%

Department of Corrections Facilities	2nd Judicial Circuit	Florida
DOC facilities--6/30/20	13	145
DOC inmates--6/30/20	8,313	87,736
% of DOC inmates in circuit	9.5%	NA

County Detention Facilities	2nd Judicial Circuit	Florida
Average daily population		
June 2020	1,622	48,012
Jail capacity in circuit		
June 2020	NA	NA


Sentence Length of New Commitments	2nd Judicial Circuit	Florida
Average sentence length (months)		
2019	64.1	59.9
2020	51.6	55.7
2020 year-and-a-day new commitments	80	911
As percent of all new commitments	15.1%	7.1%
Circuit share of all year-and-a-day new commitments	8.8%	NA

Registered Sex Offenders	2nd Judicial Circuit	Florida
Offenders	965	27,397
Predators	199	4,241
Total	1,164	31,638
Circuit share of registered sex offenders and predators	3.7%	NA
Registered sex offenders and predators per 100,000 population	280.8	146.5

DOC Incarcerated Inmates by Circuit of Commitment	2nd Judicial Circuit	Florida
June 30, 2020	1,016	87,736
Incarceration rate (inmates per 100,000 circuit population)	245.1	406.3
Circuit rank	18	NA

Circuit Demographics	2nd Judicial Circuit	Florida
Official 4/1/20 Estimate of population	414,524	21,596,068
Population change 2010-20	27,197	2,794,736
% change from 2010 to 2020	7.0%	14.9%
Persons per square mile	110	403

DOC Community Supervision	2nd Judicial Circuit	Florida
FY 2019-20 admissions by circuit of conviction	2,077	62,690
Circuit share of all supervision admissions	3.3%	NA
June 30, 2020 supervised population	5,452	153,542
Circuit share of supervised population	3.6%	NA

Prepared by	
Florida Legislature	
Office of Economic and Demographic Research	
111 W. Madison Street, Suite 574 Tallahassee, FL 32399-6588	
(850) 487-1402	
	http://edr.state.fl.us
	September 2021

3rd Judicial Circuit

Florida's 19th most populous circuit
with .9% of Florida's population

Crime	3rd Judicial Circuit	Florida
Crime rate (index crimes per 100,000 population)		
2019	2,228.4	2,551.1
2020	2,217.9	2,152.3
2020 rank in state	9	NA
% change from 2019 to 2020	-0.5%	-15.6%
Violent crimes		
2019	988	81,092
2020	1,033	82,941
Circuit share of violent crimes	1.2%	NA

Violent crime rate (violent crimes per 100,000 population)		
2019	499.9	382.4
2020	523.3	384.1
2020 rank in state	3	NA
% change from 2019 to 2020	4.7%	0.4%

Felony Filings

	3rd Judicial Circuit	Florida
FY 2019-20 Total Filings(defendants)	2,292	158,200
Violent crimes	51	4,719
Other crimes against persons	412	31,585
Crimes against property	1,045	72,981
Drug Crimes	784	48,915

Change from prior FY

Total Filings	-9.6%	-10.9%
Violent crimes	-23.9%	3.7%
Other crimes against persons	1.0%	0.0%
Crimes against property	-17.0%	-11.8%
Drug Crimes	-2.0%	-16.7%

Total charges FY 2019-20 5,028 345,611

Number of charges per defendant 2.2 2.2

Juvenile Delinquency

	3rd Judicial Circuit	Florida
FY 2019-20 juvenile delinquency complaints filed	565	38,331
Per 100,000 juveniles 10-17	3,077.3	1,947.1
Juveniles direct filed to adult court	10	1,031
Circuit share of juveniles direct filed	1.0%	NA

New Commitments to Prison

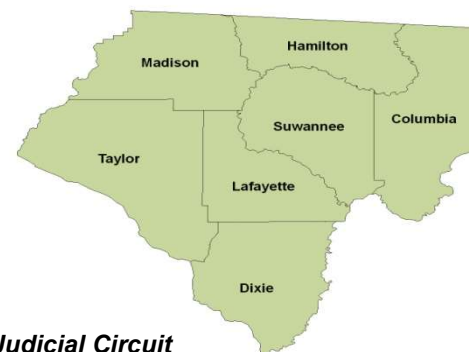
	3rd Judicial Circuit	Florida
2019	867	27,242
2020	333	12,834
% change from 2019 to 2020	-61.6%	-52.9%
2020 rank in state	19	NA
Circuit share of new commitments	2.6%	NA
% of new commitments who are female	22.0%	14.6%

2020 New Commitments by Offense Category

	3rd Judicial Circuit	Florida
Murder/manslaughter	11	416
Sexual/lewd behavior	11	750
Robbery	12	654
Other violent	46	2,068
Burglary	43	1,741
Property theft/fraud	57	1,868
Drugs	102	3,119
Weapons	14	945
Other	37	1,274

Change in New Commitments from 2019

	3rd Judicial Circuit	Florida
Murder/manslaughter	-12.6%	-57.1%
Sexual/lewd behavior	-72.4%	-54.9%
Robbery	-27.9%	-57.0%
Other violent	-58.3%	-50.3%
Burglary	-54.0%	-54.2%
Property theft/fraud	-63.9%	-53.6%
Drugs	-65.8%	-52.6%
Weapons	-70.4%	-51.0%
Other	-59.3%	-50.7%



3rd Judicial Circuit

Drug New Commitments	3rd Judicial Circuit	Florida
Drug new commitments as % of all new commitments		
2019	34.4%	24.2%
2020	30.7%	24.3%
County share of all drug new commitments--2020	3.3%	NA
As percent of drug new commitments--2020		
Drug trafficking	3.3%	21.4%
Drug manufacture/sale/purchase	28.3%	37.6%
Drug possession/other	68.5%	41.0%

Department of Corrections Facilities	3rd Judicial Circuit	Florida
DOC facilities--6/30/20	20	145
DOC inmates--6/30/20	13,630	87,736
% of DOC inmates in circuit	15.5%	NA

County Detention Facilities	3rd Judicial Circuit	Florida
Average daily population		
June 2020	729	48,012
Jail capacity in circuit		
June 2020	NA	NA

Sentence Length of New Commitments	3rd Judicial Circuit	Florida
Average sentence length (months)		
2019	43.9	59.9
2020	47.4	55.7
2020 year-and-a-day new commitments	40	911
As percent of all new commitments	12.0%	7.1%
Circuit share of all year-and-a-day new commitments	4.4%	NA

Registered Sex Offenders	3rd Judicial Circuit	Florida
Offenders	554	27,397
Predators	114	4,241
Total	668	31,638

Circuit share of registered sex offenders and predators	2.1%	NA
Registered sex offenders and predators per 100,000 population	338.4	146.5

DOC Incarcerated Inmates by Circuit of Commitment	3rd Judicial Circuit	Florida
June 30, 2020	10,435	87,736
Incarceration rate (inmates per 100,000 circuit population)	5,286.4	406.3
Circuit rank	1	NA


Circuit Demographics	3rd Judicial Circuit	Florida
Official 4/1/20 Estimate of population	197,393	21,596,068
Population change 2010-20	6,426	2,794,736
% change from 2010 to 2020	3.4%	14.9%
Persons per square mile	40	403

DOC Community Supervision	3rd Judicial Circuit	Florida
FY 2019-20 admissions by circuit of conviction	1,003	62,690
Circuit share of all supervision admissions	1.6%	NA
June 30, 2020 supervised population	2,640	153,542
Circuit share of supervised population	1.7%	NA

Prepared by
 Florida Legislature
 Office of Economic and Demographic Research
 111 W. Madison Street, Suite 574
 Tallahassee, FL 32399-6588

(850) 487-1402 <http://edr.state.fl.us>

September 2021



Drug New Commitments	4th Judicial Circuit	Florida
Drug new commitments as % of all new commitments		
2019	19.6%	24.2%
2020	23.8%	24.3%
County share of all drug new commitments--2020	6.2%	NA
As percent of drug new commitments--2020		
Drug trafficking	20.8%	21.4%
Drug manufacture/sale/purchase	63.6%	37.6%
Drug possession/other	15.6%	41.0%

Department of Corrections Facilities	4th Judicial Circuit	Florida
DOC facilities--6/30/20	3	145
DOC inmates--6/30/20	300	87,736
% of DOC inmates in circuit	0.3%	NA

County Detention Facilities	4th Judicial Circuit	Florida
Average daily population		
June 2020	3,921	48,012
Jail capacity in circuit		
June 2020	NA	NA

Sentence Length of New Commitments	4th Judicial Circuit	Florida
Average sentence length (months)		
2019	66.6	59.9
2020	61.3	55.7
2020 year-and-a-day new commitments	4	911
As percent of all new commitments	0.6%	7.1%
Circuit share of all year-and-a-day new commitments	0.5%	NA

Registered Sex Offenders	4th Judicial Circuit	Florida
Offenders	2,346	27,397
Predators	520	4,241
Total	2,866	31,638
Circuit share of registered sex offenders and predators	9.1%	NA
Registered sex offenders and predators per 100,000 population	222.0	146.5

DOC Incarcerated Inmates by Circuit of Commitment	4th Judicial Circuit	Florida
June 30, 2020	3,704	87,736
Incarceration rate (inmates per 100,000 circuit population)	286.9	406.3
Circuit rank	15	NA


Circuit Demographics	4th Judicial Circuit	Florida
Official 4/1/20 Estimate of population	1,290,913	21,596,068
Population change 2010-20	162,471	2,794,736
% change from 2010 to 2020	14.4%	14.9%
Persons per square mile	640	403

DOC Community Supervision	4th Judicial Circuit	Florida
FY 2019-20 admissions by circuit of conviction	3,076	62,690
Circuit share of all supervision admissions	4.9%	NA
June 30, 2020 supervised population	7,104	153,542
Circuit share of supervised population	4.6%	NA

Prepared by
 Florida Legislature
 Office of Economic and Demographic Research
 111 W. Madison Street, Suite 574
 Tallahassee, FL 32399-6588

(850) 487-1402 <http://edr.state.fl.us>

September 2021



5th Judicial Circuit

Florida's 9th most populous circuit
with 5.6% of Florida's population

Crime			New Commitments to Prison		
	5th Judicial Circuit	Florida		5th Judicial Circuit	Florida
Crime rate (index crimes per 100,000 population)					
2019	1,928.2	2,551.1	2019	1,831	27,242
2020	1,664.7	2,152.3	2020	913	12,834
2020 rank in state	15	NA	% change from 2019 to 2020	-50.1%	-52.9%
% change from 2019 to 2020	-13.7%	-15.6%	2020 rank in state	3	NA
Violent crimes			Circuit share of new commitments	7.1%	NA
2019	3,703	81,092	% of new commitments who are female	19.0%	14.6%
2020	3,701	82,941			
Circuit share of violent crimes	4.5%	NA			
Violent crime rate (violent crimes per 100,000 population)					
2019	313.2	382.4			
2020	303.9	384.1			
2020 rank in state	15	NA			
% change from 2019 to 2020	-3.0%	0.4%			
Felony Filings			2020 New Commitments by Offense Category		
	5th Judicial Circuit	Florida		5th Judicial Circuit	Florida
FY 2019-20 Total Filings(defendants)	10,723	158,200	Murder/manslaughter	17	416
Violent crimes	307	4,719	Sexual/lewd behavior	63	750
Other crimes against persons	2,094	31,585	Robbery	23	654
Crimes against property	4,940	72,981	Other violent	133	2,068
Drug Crimes	3,382	48,915	Burglary	128	1,741
			Property theft/fraud	164	1,868
			Drugs	207	3,119
			Weapons	69	945
			Other	109	1,274
Change from prior FY			Change in New Commitments from 2019		
	5th Judicial Circuit	Florida		5th Judicial Circuit	Florida
Total Filings	1.3%	-10.9%	Murder/manslaughter	-65.8%	-57.1%
Violent crimes	4.4%	3.7%	Sexual/lewd behavior	-38.4%	-54.9%
Other crimes against persons	9.1%	0.0%	Robbery	-60.7%	-57.0%
Crimes against property	-5.7%	-11.8%	Other violent	-49.3%	-50.3%
Drug Crimes	7.9%	-16.7%	Burglary	-45.9%	-54.2%
			Property theft/fraud	-47.0%	-53.6%
			Drugs	-56.6%	-52.6%
			Weapons	-48.8%	-51.0%
			Other	-45.9%	-50.7%
Total charges FY 2019-20	23,700	345,611			
Number of charges per defendant	2.2	2.2			
Juvenile Delinquency					
	5th Judicial Circuit	Florida			
FY 2019-20 juvenile delinquency complaints filed	2,422	38,331			
Per 100,000 juveniles 10-17	2,553.6	1,947.1			
Juveniles direct filed to adult court	51	1,031			
Circuit share of juveniles direct filed	4.9%	NA			



5th Judicial Circuit

Drug New Commitments

	5th Judicial Circuit	Florida
Drug new commitments as % of all new commitments		
2019	26.0%	24.2%
2020	22.6%	24.3%
County share of all drug new commitments--2020	6.6%	NA
As percent of drug new commitments--2020		
Drug trafficking	29.6%	21.4%
Drug manufacture/sale/purchase	24.2%	37.6%
Drug possession/other	46.2%	41.0%

Department of Corrections Facilities

	5th Judicial Circuit	Florida
DOC facilities--6/30/20	13	145
DOC inmates--6/30/20	7,490	87,736
% of DOC inmates in circuit	8.5%	NA

County Detention Facilities

	5th Judicial Circuit	Florida
Average daily population		
June 2020	3,781	48,012
Jail capacity in circuit		
June 2020	NA	NA

Sentence Length of New Commitments

	5th Judicial Circuit	Florida
Average sentence length (months)		
2019	60.7	59.9
2020	55.3	55.7
2020 year-and-a-day new commitments	61	911
As percent of all new commitments	6.7%	7.1%
Circuit share of all year-and-a-day new commitments	6.7%	NA

Registered Sex Offenders

	5th Judicial Circuit	Florida
Offenders	2,230	27,397
Predators	279	4,241
Total	2,509	31,638
Circuit share of registered sex offenders and predators	8.0%	NA
Registered sex offenders and predators per 100,000 population	206.0	146.5

DOC Incarcerated Inmates by Circuit of Commitment

	5th Judicial Circuit	Florida
June 30, 2020	5,389	87,736
Incarceration rate (inmates per 100,000 circuit population)	442.5	406.3
Circuit rank	8	NA

Circuit Demographics

	5th Judicial Circuit	Florida
Official 4/1/20 Estimate of population	1,217,868	21,596,068
Population change 2010-20	182,084	2,794,736
% change from 2010 to 2020	17.6%	14.9%
Persons per square mile	293	403

DOC Community Supervision

	5th Judicial Circuit	Florida
FY 2019-20 admissions by circuit of conviction	4,233	62,690
Circuit share of all supervision admissions	6.8%	NA
June 30, 2020 supervised population	8,354	153,542
Circuit share of supervised population	5.4%	NA

Prepared by
 Florida Legislature
 Office of Economic and Demographic Research
 111 W. Madison Street, Suite 574
 Tallahassee, FL 32399-6588

(850) 487-1402 <http://edr.state.fl.us>

September 2021



6th Judicial Circuit

Florida's 4th most populous circuit
with 7.1% of Florida's population

Crime	6th Judicial Circuit	Florida
Crime rate (index crimes per 100,000 population)		
2019	2,383.3	2,551.1
2020	2,016.3	2,152.3
2020 rank in state	11	NA
% change from 2019 to 2020	-15.4%	-15.6%
Violent crimes		
2019	5,072	81,092
2020	5,377	82,941
Circuit share of violent crimes	6.5%	NA

Violent crime rate (violent crimes per 100,000 population)		
2019	337.0	382.4
2020	352.2	384.1
2020 rank in state	12	NA
% change from 2019 to 2020	4.5%	0.4%

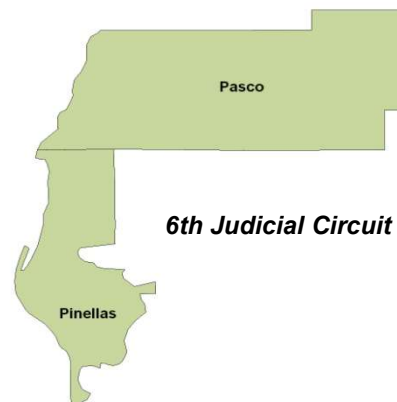
Felony Filings	6th Judicial Circuit	Florida
FY 2019-20 Total Filings(defendants)	15,512	158,200
Violent crimes	289	4,719
Other crimes against persons	2,559	31,585
Crimes against property	7,254	72,981
Drug Crimes	5,410	48,915
Change from prior FY		
Total Filings	-14.0%	-10.9%
Violent crimes	-10.2%	3.7%
Other crimes against persons	0.1%	0.0%
Crimes against property	-14.4%	-11.8%
Drug Crimes	-19.0%	-16.7%
Total charges FY 2019-20	26,557	345,611
Number of charges per defendant	1.7	2.2

Juvenile Delinquency	6th Judicial Circuit	Florida
FY 2019-20 juvenile delinquency complaints filed	3,455	38,331
Per 100,000 juveniles 10-17	2,803.2	1,947.1
Juveniles direct filed to adult court	107	1,031
Circuit share of juveniles direct filed	10.4%	NA

New Commitments to Prison	6th Judicial Circuit	Florida
2019	2,282	27,242
2020	993	12,834
% change from 2019 to 2020	-56.5%	-52.9%
2020 rank in state	1	NA
Circuit share of new commitments	7.7%	NA
% of new commitments who are female	13.4%	14.6%

2020 New Commitments by Offense Category	6th Judicial Circuit	Florida
Murder/manslaughter	33	416
Sexual/lewd behavior	62	750
Robbery	33	654
Other violent	175	2,068
Burglary	125	1,741
Property theft/fraud	140	1,868
Drugs	268	3,119
Weapons	58	945
Other	98	1,274

Change in New Commitments from 2019	6th Judicial Circuit	Florida
Murder/manslaughter	-45.8%	-57.1%
Sexual/lewd behavior	-47.1%	-54.9%
Robbery	-61.2%	-57.0%
Other violent	-48.4%	-50.3%
Burglary	-63.0%	-54.2%
Property theft/fraud	-56.5%	-53.6%
Drugs	-55.7%	-52.6%
Weapons	-59.3%	-51.0%
Other	-64.0%	-50.7%



Drug New Commitments

	6th Judicial Circuit	Florida
Drug new commitments as % of all new commitments		
2019	26.5%	24.2%
2020	27.0%	24.3%
County share of all drug new commitments--2020	8.6%	NA
As percent of drug new commitments--2020		
Drug trafficking	17.8%	21.4%
Drug manufacture/sale/purchase	41.1%	37.6%
Drug possession/other	41.1%	41.0%

Department of Corrections Facilities

	6th Judicial Circuit	Florida
DOC facilities--6/30/20	5	145
DOC inmates--6/30/20	1,024	87,736
% of DOC inmates in circuit	1.2%	NA

County Detention Facilities

	6th Judicial Circuit	Florida
Average daily population		
June 2020	3,471	48,012
Jail capacity in circuit		
June 2020	NA	NA

Sentence Length of New Commitments

	6th Judicial Circuit	Florida
Average sentence length (months)		
2019	55.3	59.9
2020	56.9	55.7
2020 year-and-a-day new commitments	26	911
As percent of all new commitments	2.6%	7.1%
Circuit share of all year-and-a-day new commitments	2.8%	NA

Registered Sex Offenders

	6th Judicial Circuit	Florida
Offenders	2,403	27,397
Predators	323	4,241
Total	2,726	31,638
Circuit share of registered sex offenders and predators	8.7%	NA
Registered sex offenders and predators per 100,000 population	178.6	146.5

DOC Incarcerated Inmates by Circuit of Commitment

	6th Judicial Circuit	Florida
June 30, 2020	6,808	87,736
Incarceration rate (inmates per 100,000 circuit population)	445.9	406.3
Circuit rank	7	NA

Circuit Demographics

	6th Judicial Circuit	Florida
Official 4/1/20 Estimate of population	1,526,692	21,596,068
Population change 2010-20	145,453	2,794,736
% change from 2010 to 2020	10.5%	14.9%
Persons per square mile	1,496	403

DOC Community Supervision

	6th Judicial Circuit	Florida
FY 2019-20 admissions by circuit of conviction	4,721	62,690
Circuit share of all supervision admissions	7.5%	NA
June 30, 2020 supervised population	12,540	153,542
Circuit share of supervised population	8.2%	NA

Prepared by
 Florida Legislature
 Office of Economic and Demographic Research
 111 W. Madison Street, Suite 574
 Tallahassee, FL 32399-6588

(850) 487-1402 <http://edr.state.fl.us>

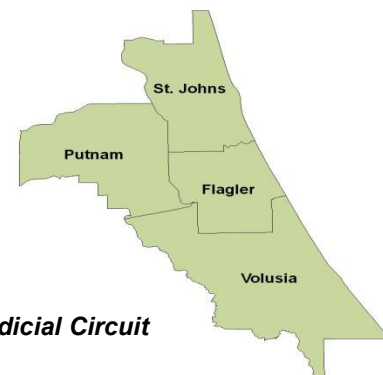
September 2021



7th Judicial Circuit

Florida's 11th most populous circuit
with 4.6% of Florida's population

Crime			New Commitments to Prison		
	7th Judicial Circuit	Florida		7th Judicial Circuit	Florida
Crime rate (index crimes per 100,000 population)					
2019	1,910.3	2,551.1	2019	1,704	27,242
2020	1,613.7	2,152.3	2020	962	12,834
2020 rank in state	17	NA	% change from 2019 to 2020	-43.6%	-52.9%
% change from 2019 to 2020	-15.5%	-15.6%	2020 rank in state	2	NA
Violent crimes			Circuit share of new commitments	7.5%	NA
2019	2,700	81,092	% of new commitments who are female	15.4%	14.6%
2020	2,808	82,941			
Circuit share of violent crimes	3.4%	NA			
Violent crime rate (violent crimes per 100,000 population)			2020 New Commitments by Offense Category	7th Judicial Circuit	Florida
2019	276.3	382.4	Murder/manslaughter	27	416
2020	280.4	384.1	Sexual/lewd behavior	46	750
2020 rank in state	18	NA	Robbery	41	654
% change from 2019 to 2020	1.5%	0.4%	Other violent	171	2,068
			Burglary	124	1,741
			Property theft/fraud	147	1,868
			Drugs	242	3,119
			Weapons	59	945
			Other	105	1,274
			Change in New Commitments from 2019	7th Judicial Circuit	Florida
			Murder/manslaughter	-35.5%	-57.1%
			Sexual/lewd behavior	-58.3%	-54.9%
			Robbery	-48.3%	-57.0%
			Other violent	-43.3%	-50.3%
			Burglary	-48.0%	-54.2%
			Property theft/fraud	-46.6%	-53.6%
			Drugs	-40.0%	-52.6%
			Weapons	-38.2%	-51.0%
			Other	-34.0%	-50.7%
Felony Filings	7th Judicial Circuit	Florida			
FY 2019-20 Total Filings(defendants)	8,907	158,200			
Violent crimes	184	4,719			
Other crimes against persons	1,856	31,585			
Crimes against property	3,980	72,981			
Drug Crimes	2,887	48,915			
Change from prior FY					
Total Filings	-6.0%	-10.9%			
Violent crimes	14.3%	3.7%			
Other crimes against persons	10.7%	0.0%			
Crimes against property	-5.7%	-11.8%			
Drug Crimes	-15.4%	-16.7%			
Total charges FY 2019-20	18,620	345,611			
Number of charges per defendant	2.1	2.2			
Juvenile Delinquency	7th Judicial Circuit	Florida			
FY 2019-20 juvenile delinquency complaints filed	1,894	38,331			
Per 100,000 juveniles 10-17	2,130.1	1,947.1			
Juveniles direct filed to adult court	32	1,031			
Circuit share of juveniles direct filed	3.1%	NA			



7th Judicial Circuit

Drug New Commitments	7th Judicial Circuit	Florida
Drug new commitments as % of all new commitments		
2019	23.7%	24.2%
2020	25.2%	24.3%
County share of all drug new commitments--2020	7.8%	NA
As percent of drug new commitments--2020		
Drug trafficking	21.1%	21.4%
Drug manufacture/sale/purchase	45.4%	37.6%
Drug possession/other	33.5%	41.0%

Department of Corrections Facilities	7th Judicial Circuit	Florida
DOC facilities--6/30/20	5	145
DOC inmates--6/30/20	1,981	87,736
% of DOC inmates in circuit	2.3%	NA

County Detention Facilities	7th Judicial Circuit	Florida
Average daily population		
June 2020	2,106	48,012
Jail capacity in circuit		
June 2020	NA	NA

Sentence Length of New Commitments	7th Judicial Circuit	Florida
Average sentence length (months)		
2019	55.6	59.9
2020	52.4	55.7
2020 year-and-a-day new commitments	135	911
As percent of all new commitments	14.0%	7.1%
Circuit share of all year-and-a-day new commitments	14.8%	NA

Registered Sex Offenders	7th Judicial Circuit	Florida
Offenders	1,550	27,397
Predators	186	4,241
Total	1,736	31,638
Circuit share of registered sex offenders and predators	5.5%	NA
Registered sex offenders and predators per 100,000 population	173.4	146.5

DOC Incarcerated Inmates by Circuit of Commitment	7th Judicial Circuit	Florida
June 30, 2020	4,287	87,736
Incarceration rate (inmates per 100,000 circuit population)	428.1	406.3
Circuit rank	10	NA


Circuit Demographics	7th Judicial Circuit	Florida
Official 4/1/20 Estimate of population	1,001,384	21,596,068
Population change 2010-20	146,692	2,794,736
% change from 2010 to 2020	17.2%	14.9%
Persons per square mile	343	403

DOC Community Supervision	7th Judicial Circuit	Florida
FY 2019-20 admissions by circuit of conviction	3,813	62,690
Circuit share of all supervision admissions	6.1%	NA
June 30, 2020 supervised population	7,370	153,542
Circuit share of supervised population	4.8%	NA

Prepared by
 Florida Legislature
 Office of Economic and Demographic Research
 111 W. Madison Street, Suite 574
 Tallahassee, FL 32399-6588

(850) 487-1402 <http://edr.state.fl.us>

September 2021



8th Judicial Circuit

Florida's 17th most populous circuit
with 1.9% of Florida's population

Crime			New Commitments to Prison		
	8th Judicial Circuit	Florida		8th Judicial Circuit	Florida
Crime rate (index crimes per 100,000 population)					
2019	2,871.8	2,551.1	2019	1,066	27,242
2020	2,681.9	2,152.3	2020	594	12,834
2020 rank in state	3	NA	% change from 2019 to 2020	-44.3%	-52.9%
% change from 2019 to 2020	-6.6%	-15.6%	2020 rank in state	12	NA
Violent crimes			Circuit share of new commitments	4.6%	NA
2019	2,562	81,092	% of new commitments who are female	14.0%	14.6%
2020	2,783	82,941			
Circuit share of violent crimes	3.4%	NA			
Violent crime rate (violent crimes per 100,000 population)					
2019	642.4	382.4			
2020	688.5	384.1			
2020 rank in state	1	NA			
% change from 2019 to 2020	7.2%	0.4%			
Felony Filings			2020 New Commitments by Offense Category		
	8th Judicial Circuit	Florida		8th Judicial Circuit	Florida
FY 2019-20 Total Filings(defendants)	3,706	158,200	Murder/manslaughter	18	416
Violent crimes	125	4,719	Sexual/lewd behavior	33	750
Other crimes against persons	751	31,585	Robbery	22	654
Crimes against property	1,788	72,981	Other violent	117	2,068
Drug Crimes	1,042	48,915	Burglary	59	1,741
Change from prior FY			Property theft/fraud	89	1,868
Total Filings	-3.7%	-10.9%	Drugs	158	3,119
Violent crimes	-6.0%	3.7%	Weapons	41	945
Other crimes against persons	10.6%	0.0%	Other	58	1,274
Crimes against property	-12.3%	-11.8%			
Drug Crimes	4.3%	-16.7%			
Total charges FY 2019-20	8,095	345,611			
Number of charges per defendant	2.2	2.2			
Juvenile Delinquency			Change in New Commitments from 2019		
	8th Judicial Circuit	Florida		8th Judicial Circuit	Florida
FY 2019-20 juvenile delinquency complaints filed	1,034	38,331	Murder/manslaughter	-27.1%	-57.1%
Per 100,000 juveniles 10-17	3,101.2	1,947.1	Sexual/lewd behavior	-50.8%	-54.9%
Juveniles direct filed to adult court	32	1,031	Robbery	-41.7%	-57.0%
Circuit share of juveniles direct filed	3.1%	NA	Other violent	-40.2%	-50.3%
			Burglary	-57.6%	-54.2%
			Property theft/fraud	-51.8%	-53.6%
			Drugs	-33.2%	-52.6%
			Weapons	-49.6%	-51.0%
			Other	-42.6%	-50.7%



8th Judicial Circuit

Drug New Commitments	8th Judicial Circuit	Florida
Drug new commitments as % of all new commitments		
2019	22.1%	24.2%
2020	26.5%	24.3%
County share of all drug new commitments--2020	5.1%	NA
As percent of drug new commitments--2020		
Drug trafficking	10.6%	21.4%
Drug manufacture/sale/purchase	51.4%	37.6%
Drug possession/other	38.0%	41.0%

Department of Corrections Facilities	8th Judicial Circuit	Florida
DOC facilities--6/30/20	16	145
DOC inmates--6/30/20	10,366	87,736
% of DOC inmates in circuit	11.8%	NA

County Detention Facilities	8th Judicial Circuit	Florida
Average daily population		
June 2020	1,472	48,012
Jail capacity in circuit		
June 2020	NA	NA

Sentence Length of New Commitments	8th Judicial Circuit	Florida
Average sentence length (months)		
2019	45.5	59.9
2020	47.4	55.7
2020 year-and-a-day new commitments	4	911
As percent of all new commitments	0.7%	7.1%
Circuit share of all year-and-a-day new commitments	0.5%	NA

Registered Sex Offenders	8th Judicial Circuit	Florida
Offenders	860	27,397
Predators	132	4,241
Total	992	31,638
Circuit share of registered sex offenders and predators	3.2%	NA
Registered sex offenders and predators per 100,000 population	245.4	146.5

DOC Incarcerated Inmates by Circuit of Commitment	8th Judicial Circuit	Florida
June 30, 2020	2,469	87,736
Incarceration rate (inmates per 100,000 circuit population)	610.8	406.3
Circuit rank	5	NA

Circuit Demographics	8th Judicial Circuit	Florida
Official 4/1/20 Estimate of population	404,223	21,596,068
Population change 2010-20	27,977	2,794,736
% change from 2010 to 2020	7.4%	14.9%
Persons per square mile	117	403

DOC Community Supervision	8th Judicial Circuit	Florida
FY 2019-20 admissions by circuit of conviction	1,679	62,690
Circuit share of all supervision admissions	2.7%	NA
June 30, 2020 supervised population	2,941	153,542
Circuit share of supervised population	1.9%	NA

Prepared by	
Florida Legislature	
Office of Economic and Demographic Research	
111 W. Madison Street, Suite 574 Tallahassee, FL 32399-6588	
(850) 487-1402	http://edr.state.fl.us
September 2021	

9th Judicial Circuit

Florida's 3rd most populous circuit
with 8.3% of Florida's population

Crime			New Commitments to Prison		
	9th Judicial Circuit	Florida		9th Judicial Circuit	Florida
Crime rate (index crimes per 100,000 population)					
2019	3,247.6	2,551.1	2019	1,344	27,242
2020	2,614.6	2,152.3	2020	512	12,834
2020 rank in state	4	NA	% change from 2019 to 2020	-61.9%	-52.9%
% change from 2019 to 2020	-19.5%	-15.6%	2020 rank in state	14	NA
Violent crimes			Circuit share of new commitments	4.0%	NA
2019	8,930	81,092	% of new commitments who are female	10.0%	14.6%
2020	8,994	82,941			
Circuit share of violent crimes	10.8%	NA			
Violent crime rate (violent crimes per 100,000 population)					
2019	508.4	382.4			
2020	499.0	384.1			
2020 rank in state	5	NA			
% change from 2019 to 2020	-1.8%	0.4%			
Felony Filings			2020 New Commitments by Offense Category		
	9th Judicial Circuit	Florida		9th Judicial Circuit	Florida
FY 2019-20 Total Filings(defendants)	12,200	158,200	Murder/manslaughter	23	416
Violent crimes	543	4,719	Sexual/lewd behavior	62	750
Other crimes against persons	2,718	31,585	Robbery	46	654
Crimes against property	5,436	72,981	Other violent	90	2,068
Drug Crimes	3,503	48,915	Burglary	64	1,741
			Property theft/fraud	54	1,868
			Drugs	88	3,119
			Weapons	37	945
			Other	48	1,274
Change from prior FY			Change in New Commitments from 2019		
	9th Judicial Circuit	Florida		9th Judicial Circuit	Florida
Total Filings	-3.9%	-10.9%	Murder/manslaughter	-65.0%	-57.1%
Violent crimes	26.6%	3.7%	Sexual/lewd behavior	-59.2%	-54.9%
Other crimes against persons	15.2%	0.0%	Robbery	-66.1%	-57.0%
Crimes against property	-2.8%	-11.8%	Other violent	-61.0%	-50.3%
Drug Crimes	-18.7%	-16.7%	Burglary	-64.6%	-54.2%
			Property theft/fraud	-55.7%	-53.6%
			Drugs	-65.5%	-52.6%
			Weapons	-56.7%	-51.0%
			Other	-58.6%	-50.7%
Total charges FY 2019-20	25,360	345,611			
Number of charges per defendant	2.1	2.2			
Juvenile Delinquency					
	9th Judicial Circuit	Florida			
FY 2019-20 juvenile delinquency complaints filed	3,504	38,331			
Per 100,000 juveniles 10-17	1,838.7	1,947.1			
Juveniles direct filed to adult court	40	1,031			
Circuit share of juveniles direct filed	3.9%	NA			



9th Judicial Circuit

Drug New Commitments	9th Judicial Circuit	Florida
Drug new commitments as % of all new commitments		
2019	18.9%	24.2%
2020	17.1%	24.3%
County share of all drug new commitments--2020	2.8%	NA
As percent of drug new commitments--2020		
Drug trafficking	48.1%	21.4%
Drug manufacture/sale/purchase	36.7%	37.6%
Drug possession/other	15.2%	41.0%

Department of Corrections Facilities	9th Judicial Circuit	Florida
DOC facilities--6/30/20	8	145
DOC inmates--6/30/20	2,807	87,736
% of DOC inmates in circuit	3.2%	NA

County Detention Facilities	9th Judicial Circuit	Florida
Average daily population		
June 2020	2,727	48,012
Jail capacity in circuit		
June 2020	NA	NA

Sentence Length of New Commitments	9th Judicial Circuit	Florida
Average sentence length (months)		
2019	75.3	59.9
2020	70.6	55.7
2020 year-and-a-day new commitments	39	911
As percent of all new commitments	7.6%	7.1%
Circuit share of all year-and-a-day new commitments	4.3%	NA

Registered Sex Offenders	9th Judicial Circuit	Florida
Offenders	2,593	27,397
Predators	519	4,241
Total	3,112	31,638
Circuit share of registered sex offenders and predators	9.9%	NA
Registered sex offenders and predators per 100,000 population	172.7	146.5

DOC Incarcerated Inmates by Circuit of Commitment	9th Judicial Circuit	Florida
June 30, 2020	6,234	87,736
Incarceration rate (inmates per 100,000 circuit population)	345.9	406.3
Circuit rank	13	NA


Circuit Demographics	9th Judicial Circuit	Florida
Official 4/1/20 Estimate of population	1,802,315	21,596,068
Population change 2010-20	387,674	2,794,736
% change from 2010 to 2020	27.4%	14.9%
Persons per square mile	808	403

DOC Community Supervision	9th Judicial Circuit	Florida
FY 2019-20 admissions by circuit of conviction	4,018	62,690
Circuit share of all supervision admissions	6.4%	NA
June 30, 2020 supervised population	10,358	153,542
Circuit share of supervised population	6.7%	NA

Prepared by
 Florida Legislature
 Office of Economic and Demographic Research
 111 W. Madison Street, Suite 574
 Tallahassee, FL 32399-6588

(850) 487-1402 <http://edr.state.fl.us>

September 2021



10th Judicial Circuit

Florida's 13th most populous circuit
with 3.9% of Florida's population

Crime	10th Judicial Circuit	Florida
Crime rate (index crimes per 100,000 population)		
2019	2,065.7	2,551.1
2020	1,755.6	2,152.3
2020 rank in state	14	NA
% change from 2019 to 2020	-15.0%	-15.6%

Violent crimes		
2019	2,342	81,092
2020	2,505	82,941
Circuit share of violent crimes	3.0%	NA

Violent crime rate (violent crimes per 100,000 population)		
2019	285.1	382.4
2020	295.6	384.1
2020 rank in state	16	NA
% change from 2019 to 2020	3.7%	0.4%

Felony Filings

FY 2019-20 Total

Filings(defendants)	10th Judicial Circuit	Florida
Violent crimes	173	4,719
Other crimes against persons	1,878	31,585
Crimes against property	3,552	72,981
Drug Crimes	3,721	48,915

Change from prior FY

Total Filings	-9.8%	-10.9%
Violent crimes	-19.9%	3.7%
Other crimes against persons	-1.3%	0.0%
Crimes against property	-16.3%	-11.8%
Drug Crimes	-6.4%	-16.7%

Total charges FY 2019-20 28,463 345,611

Number of charges per defendant 3.1 2.2

Juvenile Delinquency

	10th Judicial Circuit	Florida
FY 2019-20 juvenile delinquency complaints filed	2,409	38,331

Per 100,000 juveniles 10-17 2,867.7 1,947.1

Juveniles direct filed to adult court 53 1,031

Circuit share of juveniles direct filed 5.1% NA

New Commitments to Prison

	10th Judicial Circuit	Florida
2019	1,823	27,242
2020	821	12,834
% change from 2019 to 2020	-55.0%	-52.9%
2020 rank in state	6	NA

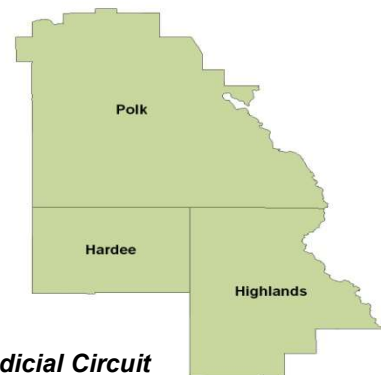
Circuit share of new commitments	6.4%	NA
% of new commitments who are female	15.6%	14.6%

2020 New Commitments by Offense Category

	10th Judicial Circuit	Florida
Murder/manslaughter	18	416
Sexual/lewd behavior	51	750
Robbery	39	654
Other violent	140	2,068
Burglary	124	1,741
Property theft/fraud	117	1,868
Drugs	185	3,119
Weapons	60	945
Other	87	1,274

Change in New Commitments from 2019

	10th Judicial Circuit	Florida
Murder/manslaughter	-64.3%	-57.1%
Sexual/lewd behavior	-62.0%	-54.9%
Robbery	-45.2%	-57.0%
Other violent	-51.2%	-50.3%
Burglary	-52.6%	-54.2%
Property theft/fraud	-56.3%	-53.6%
Drugs	-58.5%	-52.6%
Weapons	-45.6%	-51.0%
Other	-55.5%	-50.7%



10th Judicial Circuit

Drug New Commitments	10th Judicial Circuit	Florida
Drug new commitments as % of all new commitments		
2019	24.5%	24.2%
2020	22.6%	24.3%
County share of all drug new commitments--2020	5.9%	NA
As percent of drug new commitments--2020		
Drug trafficking	29.9%	21.4%
Drug manufacture/sale/purchase	13.8%	37.6%
Drug possession/other	56.3%	41.0%

Department of Corrections Facilities	10th Judicial Circuit	Florida
DOC facilities--6/30/20	7	145
DOC inmates--6/30/20	4,527	87,736
% of DOC inmates in circuit	5.2%	NA

County Detention Facilities	10th Judicial Circuit	Florida
Average daily population		
June 2020	2,593	48,012
Jail capacity in circuit		
June 2020	NA	NA


Sentence Length of New Commitments	10th Judicial Circuit	Florida
Average sentence length (months)		
2019	57.7	59.9
2020	55.1	55.7
2020 year-and-a-day new commitments	76	911
As percent of all new commitments	9.2%	7.1%
Circuit share of all year-and-a-day new commitments	8.3%	NA

Registered Sex Offenders	10th Judicial Circuit	Florida
Offenders	1,351	27,397
Predators	155	4,241
Total	1,506	31,638
Circuit share of registered sex offenders and predators	4.8%	NA
Registered sex offenders and predators per 100,000 population	177.7	146.5

DOC Incarcerated Inmates by Circuit of Commitment	10th Judicial Circuit	Florida
June 30, 2020	10,165	87,736
Incarceration rate (inmates per 100,000 circuit population)	1,199.6	406.3
Circuit rank	3	NA

Circuit Demographics	10th Judicial Circuit	Florida
Official 4/1/20 Estimate of population	847,367	21,596,068
Population change 2010-20	118,755	2,794,736
% change from 2010 to 2020	16.3%	14.9%
Persons per square mile	245	403

DOC Community Supervision	10th Judicial Circuit	Florida
FY 2019-20 admissions by circuit of conviction	3,731	62,690
Circuit share of all supervision admissions	6.0%	NA
June 30, 2020 supervised population	7,883	153,542
Circuit share of supervised population	5.1%	NA

Prepared by	
Florida Legislature	
Office of Economic and Demographic Research	
111 W. Madison Street, Suite 574 Tallahassee, FL 32399-6588	
(850) 487-1402	http://edr.state.fl.us
September 2021	

11th Judicial Circuit

Florida's most populous circuit
with 13.1% of Florida's population

Crime			New Commitments to Prison		
	11th Judicial Circuit	Florida		11th Judicial Circuit	Florida
Crime rate (index crimes per 100,000 population)					
2019	3,516.2	2,551.1	2019	1,305	27,242
2020	2,815.7	2,152.3	2020	502	12,834
2020 rank in state	2	NA	% change from 2019 to 2020	-61.5%	-52.9%
% change from 2019 to 2020	-19.9%	-15.6%	2020 rank in state	15	NA
Violent crimes			Circuit share of new commitments	3.9%	NA
2019	13,337	81,092	% of new commitments who are female	7.7%	14.6%
2020	13,129	82,941			
Circuit share of violent crimes	15.8%	NA			
Violent crime rate (violent crimes per 100,000 population)					
2019	474.3	382.4			
2020	463.5	384.1			
2020 rank in state	6	NA			
% change from 2019 to 2020	-2.3%	0.4%			
Felony Filings			2020 New Commitments by Offense Category		
	11th Judicial Circuit	Florida		11th Judicial Circuit	Florida
FY 2019-20 Total Filings(defendants)	11,686	158,200	Murder/manslaughter	56	416
Violent crimes	540	4,719	Sexual/lewd behavior	19	750
Other crimes against persons	2,565	31,585	Robbery	64	654
Crimes against property	5,955	72,981	Other violent	76	2,068
Drug Crimes	2,626	48,915	Burglary	101	1,741
Change from prior FY			Property theft/fraud	56	1,868
Total Filings	-16.6%	-10.9%	Drugs	64	3,119
Violent crimes	0.2%	3.7%	Weapons	31	945
Other crimes against persons	-10.8%	0.0%	Other	36	1,274
Crimes against property	-11.4%	-11.8%			
Drug Crimes	-32.1%	-16.7%			
Total charges FY 2019-20	23,630	345,611			
Number of charges per defendant	2.0	2.2			
Juvenile Delinquency			Change in New Commitments from 2019		
	11th Judicial Circuit	Florida		11th Judicial Circuit	Florida
FY 2019-20 juvenile delinquency complaints filed	2,309	38,331	Murder/manslaughter	-53.2%	-57.1%
Per 100,000 juveniles 10-17	882.3	1,947.1	Sexual/lewd behavior	-68.7%	-54.9%
Juveniles direct filed to adult court	69	1,031	Robbery	-61.5%	-57.0%
Circuit share of juveniles direct filed	6.7%	NA	Other violent	-65.2%	-50.3%
			Burglary	-62.3%	-54.2%
			Property theft/fraud	-58.1%	-53.6%
			Drugs	-64.4%	-52.6%
			Weapons	-59.8%	-51.0%
			Other	-57.0%	-50.7%



11th Judicial Circuit

Drug New Commitments	11th Judicial Circuit	Florida
Drug new commitments as % of all new commitments		
2019	13.9%	24.2%
2020	12.8%	24.3%
County share of all drug new commitments--2020	2.1%	NA
As percent of drug new commitments--2020		
Drug trafficking	50.0%	21.4%
Drug manufacture/sale/purchase	34.5%	37.6%
Drug possession/other	15.5%	41.0%

Department of Corrections Facilities	11th Judicial Circuit	Florida
DOC facilities--6/30/20	8	145
DOC inmates--6/30/20	5,859	87,736
% of DOC inmates in circuit	6.7%	NA

County Detention Facilities	11th Judicial Circuit	Florida
Average daily population		
June 2020	3,378	48,012
Jail capacity in circuit		
June 2020	NA	NA

Sentence Length of New Commitments	11th Judicial Circuit	Florida
Average sentence length (months)		
2019	75.0	59.9
2020	74.8	55.7
2020 year-and-a-day new commitments	89	911
As percent of all new commitments	17.8%	7.1%
Circuit share of all year-and-a-day new commitments	9.8%	NA

Registered Sex Offenders	11th Judicial Circuit	Florida
Offenders	1,759	27,397
Predators	377	4,241
Total	2,136	31,638
Circuit share of registered sex offenders and predators	6.8%	NA
Registered sex offenders and predators per 100,000 population	75.4	146.5

DOC Incarcerated Inmates by Circuit of Commitment	11th Judicial Circuit	Florida
June 30, 2020	324	87,736
Incarceration rate (inmates per 100,000 circuit population)	11.4	406.3
Circuit rank	20	NA


Circuit Demographics	11th Judicial Circuit	Florida
Official 4/1/20 Estimate of population	2,832,794	21,596,068
Population change 2010-20	336,337	2,794,736
% change from 2010 to 2020	13.5%	14.9%
Persons per square mile	1,491	403

DOC Community Supervision	11th Judicial Circuit	Florida
FY 2019-20 admissions by circuit of conviction	4,010	62,690
Circuit share of all supervision admissions	6.4%	NA
June 30, 2020 supervised population	15,090	153,542
Circuit share of supervised population	9.8%	NA

Prepared by
 Florida Legislature
 Office of Economic and Demographic Research
 111 W. Madison Street, Suite 574
 Tallahassee, FL 32399-6588

(850) 487-1402 <http://edr.state.fl.us>

September 2021



12th Judicial Circuit

**Florida's 12th most populous circuit
with 4.0% of Florida's population**

Crime			New Commitments to Prison		
	12th Judicial Circuit	Florida		12th Judicial Circuit	Florida
Crime rate (index crimes per 100,000 population)					
2019	2,055.4	2,551.1	2019	1,025	27,242
2020	1,878.0	2,152.3	2020	477	12,834
2020 rank in state	13	NA	% change from 2019 to 2020	-53.4%	-52.9%
% change from 2019 to 2020	-8.6%	-15.6%	2020 rank in state	16	NA
Violent crimes			Circuit share of new commitments	3.7%	NA
2019	2,904	81,092	% of new commitments who are female	13.3%	14.6%
2020	3,040	82,941			
Circuit share of violent crimes	3.7%	NA			
Violent crime rate (violent crimes per 100,000 population)			2020 New Commitments by Offense Category	12th Judicial Circuit	Florida
2019	341.7	382.4	Murder/manslaughter	9	416
2020	347.7	384.1	Sexual/lewd behavior	38	750
2020 rank in state	13	NA	Robbery	20	654
% change from 2019 to 2020	1.7%	0.4%	Other violent	79	2,068
Felony Filings	12th Judicial Circuit	Florida	Burglary	73	1,741
FY 2019-20 Total Filings(defendants)	6,698	158,200	Property theft/fraud	56	1,868
Violent crimes	215	4,719	Drugs	150	3,119
Other crimes against persons	1,118	31,585	Weapons	23	945
Crimes against property	3,046	72,981	Other	30	1,274
Drug Crimes	2,319	48,915	Change in New Commitments from 2019	12th Judicial Circuit	Florida
Change from prior FY			Murder/manslaughter	-72.0%	-57.1%
Total Filings	-1.1%	-10.9%	Sexual/lewd behavior	-57.0%	-54.9%
Violent crimes	49.3%	3.7%	Robbery	-59.0%	-57.0%
Other crimes against persons	5.6%	0.0%	Other violent	-47.2%	-50.3%
Crimes against property	-4.5%	-11.8%	Burglary	-38.2%	-54.2%
Drug Crimes	-2.5%	-16.7%	Property theft/fraud	-60.3%	-53.6%
Total charges FY 2019-20	15,190	345,611	Drugs	-50.8%	-52.6%
Number of charges per defendant	2.3	2.2	Weapons	-66.1%	-51.0%
Juvenile Delinquency	12th Judicial Circuit	Florida	Other	-60.1%	-50.7%
FY 2019-20 juvenile delinquency complaints filed	1,481	38,331			
Per 100,000 juveniles 10-17	2,152.5	1,947.1			
Juveniles direct filed to adult court	63	1,031			
Circuit share of juveniles direct filed	6.1%	NA			



Drug New Commitments	12th Judicial Circuit	Florida
Drug new commitments as % of all new commitments		
2019	29.8%	24.2%
2020	31.4%	24.3%
County share of all drug new commitments--2020	4.8%	NA
As percent of drug new commitments--2020		
Drug trafficking	15.6%	21.4%
Drug manufacture/sale/purchase	65.9%	37.6%
Drug possession/other	18.5%	41.0%

Department of Corrections Facilities	12th Judicial Circuit	Florida
DOC facilities--6/30/20	3	145
DOC inmates--6/30/20	1,926	87,736
% of DOC inmates in circuit	2.2%	NA

County Detention Facilities	12th Judicial Circuit	Florida
Average daily population		
June 2020	3,592	48,012
Jail capacity in circuit		
June 2020	NA	NA

Sentence Length of New Commitments	12th Judicial Circuit	Florida
Average sentence length (months)		
2019	67.3	59.9
2020	63.1	55.7
2020 year-and-a-day new commitments	22	911
As percent of all new commitments	4.7%	7.1%
Circuit share of all year-and-a-day new commitments	2.4%	NA

Registered Sex Offenders	12th Judicial Circuit	Florida
Offenders	934	27,397
Predators	125	4,241
Total	1,059	31,638
Circuit share of registered sex offenders and predators	3.4%	NA
Registered sex offenders and predators per 100,000 population	121.1	146.5

DOC Incarcerated Inmates by Circuit of Commitment	12th Judicial Circuit	Florida
June 30, 2020	3,810	87,736
Incarceration rate (inmates per 100,000 circuit population)	435.7	406.3
Circuit rank	9	NA


Circuit Demographics	12th Judicial Circuit	Florida
Official 4/1/20 Estimate of population	874,401	21,596,068
Population change 2010-20	137,258	2,794,736
% change from 2010 to 2020	18.6%	14.9%
Persons per square mile	452	403

DOC Community Supervision	12th Judicial Circuit	Florida
FY 2019-20 admissions by circuit of conviction	2,844	62,690
Circuit share of all supervision admissions	4.5%	NA
June 30, 2020 supervised population	6,230	153,542
Circuit share of supervised population	4.1%	NA

Prepared by
 Florida Legislature
 Office of Economic and Demographic Research
 111 W. Madison Street, Suite 574
 Tallahassee, FL 32399-6588

(850) 487-1402 <http://edr.state.fl.us>

September 2021



13th Judicial Circuit

Florida's 5th most populous circuit
with 6.8% of Florida's population

Crime			New Commitments to Prison		
	13th Judicial Circuit	Florida		13th Judicial Circuit	Florida
Crime rate (index crimes per 100,000 population)					
2019	1,633.4	2,551.1	2019	1,754	27,242
2020	1,400.2	2,152.3	2020	652	12,834
2020 rank in state	19	NA	% change from 2019 to 2020	-62.8%	-52.9%
% change from 2019 to 2020	-14.3%	-15.6%	2020 rank in state	11	NA
Violent crimes			Circuit share of new commitments	5.1%	NA
2019	3,656	81,092	% of new commitments who are female	8.7%	14.6%
2020	4,295	82,941			
Circuit share of violent crimes	5.2%	NA			
Violent crime rate (violent crimes per 100,000 population)			2020 New Commitments by Offense Category	13th Judicial Circuit	Florida
2019	253.0	382.4	Murder/manslaughter	28	416
2020	290.4	384.1	Sexual/lewd behavior	32	750
2020 rank in state	17	NA	Robbery	46	654
% change from 2019 to 2020	14.8%	0.4%	Other violent	114	2,068
			Burglary	115	1,741
			Property theft/fraud	70	1,868
			Drugs	120	3,119
			Weapons	62	945
			Other	64	1,274
Felony Filings	13th Judicial Circuit	Florida	Change in New Commitments from 2019	13th Judicial Circuit	Florida
FY 2019-20 Total Filings(defendants)	11,074	158,200	Murder/manslaughter	-46.5%	-57.1%
Violent crimes	215	4,719	Sexual/lewd behavior	-62.5%	-54.9%
Other crimes against persons	2,105	31,585	Robbery	-65.0%	-57.0%
Crimes against property	5,392	72,981	Other violent	-55.6%	-50.3%
Drug Crimes	3,362	48,915	Burglary	-52.2%	-54.2%
Change from prior FY			Property theft/fraud	-76.1%	-53.6%
Total Filings	-12.7%	-10.9%	Drugs	-70.3%	-52.6%
Violent crimes	-14.0%	3.7%	Weapons	-57.8%	-51.0%
Other crimes against persons	-5.6%	0.0%	Other	-55.3%	-50.7%
Crimes against property	-8.2%	-11.8%			
Drug Crimes	-22.4%	-16.7%			
Total charges FY 2019-20	24,704	345,611			
Number of charges per defendant	2.2	2.2			
Juvenile Delinquency	13th Judicial Circuit	Florida			
FY 2019-20 juvenile delinquency complaints filed	3,079	38,331			
Per 100,000 juveniles 10-17	2,024.9	1,947.1			
Juveniles direct filed to adult court	39	1,031			
Circuit share of juveniles direct filed	3.8%	NA			



13th Judicial Circuit

Drug New Commitments	13th Judicial Circuit	Florida
Drug new commitments as % of all new commitments		
2019	23.0%	24.2%
2020	18.4%	24.3%
County share of all drug new commitments--2020	3.8%	NA
As percent of drug new commitments--2020		
Drug trafficking	38.0%	21.4%
Drug manufacture/sale/purchase	29.6%	37.6%
Drug possession/other	32.4%	41.0%

Department of Corrections Facilities	13th Judicial Circuit	Florida
DOC facilities--6/30/20	0	145
DOC inmates--6/30/20	0	87,736
% of DOC inmates in circuit	0.0%	NA

County Detention Facilities	13th Judicial Circuit	Florida
Average daily population		
June 2020	2,470	48,012
Jail capacity in circuit		
June 2020	NA	NA

Sentence Length of New Commitments	13th Judicial Circuit	Florida
Average sentence length (months)		
2019	52.1	59.9
2020	52.2	55.7
2020 year-and-a-day new commitments	92	911
As percent of all new commitments	14.2%	7.1%
Circuit share of all year-and-a-day new commitments	10.1%	NA

Registered Sex Offenders	13th Judicial Circuit	Florida
Offenders	1,698	27,397
Predators	291	4,241
Total	1,989	31,638
Circuit share of registered sex offenders and predators	6.3%	NA
Registered sex offenders and predators per 100,000 population	134.5	146.5

DOC Incarcerated Inmates by Circuit of Commitment	13th Judicial Circuit	Florida
June 30, 2020	170	87,736
Incarceration rate (inmates per 100,000 circuit population)	11.5	406.3
Circuit rank	19	NA


Circuit Demographics	13th Judicial Circuit	Florida
Official 4/1/20 Estimate of population	1,478,759	21,596,068
Population change 2010-20	249,533	2,794,736
% change from 2010 to 2020	20.3%	14.9%
Persons per square mile	1,447	403

DOC Community Supervision	13th Judicial Circuit	Florida
FY 2019-20 admissions by circuit of conviction	4,176	62,690
Circuit share of all supervision admissions	6.7%	NA
June 30, 2020 supervised population	9,999	153,542
Circuit share of supervised population	6.5%	NA

Prepared by
 Florida Legislature
 Office of Economic and Demographic Research
 111 W. Madison Street, Suite 574
 Tallahassee, FL 32399-6588

(850) 487-1402 <http://edr.state.fl.us>

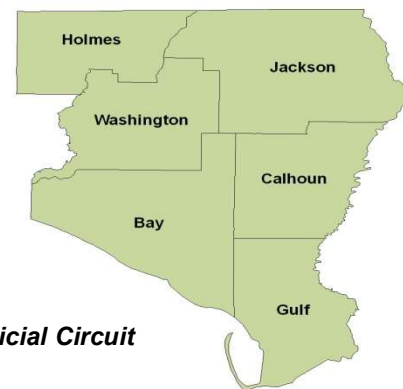
September 2021



14th Judicial Circuit

Florida's 18th most populous circuit
with 1.4% of Florida's population

Crime	14th Judicial Circuit	Florida	New Commitments to Prison	14th Judicial Circuit	Florida
Crime rate (index crimes per 100,000 population)					
2019	2,730.5	2,551.1	2019	1,552	27,242
2020	2,289.3	2,152.3	2020	882	12,834
2020 rank in state	8	NA	% change from 2019 to 2020	-43.2%	-52.9%
% change from 2019 to 2020	-16.2%	-15.6%	2020 rank in state	4	NA
Violent crimes			Circuit share of new commitments	6.9%	NA
2019	1,134	81,092	% of new commitments who are female	21.5%	14.6%
2020	1,174	82,941			
Circuit share of violent crimes	1.4%	NA			
Violent crime rate (violent crimes per 100,000 population)			2020 New Commitments by Offense Category	14th Judicial Circuit	Florida
2019	395.3	382.4	Murder/manslaughter	8	416
2020	397.2	384.1	Sexual/lewd behavior	30	750
2020 rank in state	7	NA	Robbery	21	654
% change from 2019 to 2020	0.5%	0.4%	Other violent	125	2,068
			Burglary	99	1,741
Felony Filings	14th Judicial Circuit	Florida	Property theft/fraud	140	1,868
FY 2019-20 Total Filings(defendants)	6,398	158,200	Drugs	303	3,119
Violent crimes	184	4,719	Weapons	54	945
Other crimes against persons	1,158	31,585	Other	101	1,274
Crimes against property	3,257	72,981	Change in New Commitments from 2019	14th Judicial Circuit	Florida
Drug Crimes	1,799	48,915	Murder/manslaughter	-65.0%	-57.1%
Change from prior FY			Sexual/lewd behavior	-39.8%	-54.9%
Total Filings	-8.7%	-10.9%	Robbery	-26.2%	-57.0%
Violent crimes	35.3%	3.7%	Other violent	-48.5%	-50.3%
Other crimes against persons	19.4%	0.0%	Burglary	-43.4%	-54.2%
Crimes against property	-19.9%	-11.8%	Property theft/fraud	-43.8%	-53.6%
Drug Crimes	-1.7%	-16.7%	Drugs	-43.2%	-52.6%
Total charges FY 2019-20	12,578	345,611	Weapons	-35.0%	-51.0%
Number of charges per defendant	2.0	2.2	Other	-39.6%	-50.7%
Juvenile Delinquency	14th Judicial Circuit	Florida			
FY 2019-20 juvenile delinquency complaints filed	844	38,331			
Per 100,000 juveniles 10-17	3,085.6	1,947.1			
Juveniles direct filed to adult court	9	1,031			
Circuit share of juveniles direct filed	0.9%	NA			



14th Judicial Circuit

Drug New Commitments	14th Judicial Circuit	Florida
Drug new commitments as % of all new commitments		
2019	34.4%	24.2%
2020	34.4%	24.3%
County share of all drug new commitments--2020	9.7%	NA
As percent of drug new commitments--2020		
Drug trafficking	9.2%	21.4%
Drug manufacture/sale/purchase	23.1%	37.6%
Drug possession/other	67.8%	41.0%

Department of Corrections Facilities	14th Judicial Circuit	Florida
DOC facilities--6/30/20	17	145
DOC inmates--6/30/20	12,148	87,736
% of DOC inmates in circuit	13.8%	NA

County Detention Facilities	14th Judicial Circuit	Florida
Average daily population		
June 2020	1,616	48,012
Jail capacity in circuit		
June 2020	NA	NA

Sentence Length of New Commitments	14th Judicial Circuit	Florida
Average sentence length (months)		
2019	40.5	59.9
2020	39.0	55.7
2020 year-and-a-day new commitments	29	911
As percent of all new commitments	3.3%	7.1%
Circuit share of all year-and-a-day new commitments	3.2%	NA

Registered Sex Offenders	14th Judicial Circuit	Florida
Offenders	761	27,397
Predators	74	4,241
Total	835	31,638
Circuit share of registered sex offenders and predators	2.7%	NA
Registered sex offenders and predators per 100,000 population	282.5	146.5

DOC Incarcerated Inmates by Circuit of Commitment	14th Judicial Circuit	Florida
June 30, 2020	2,912	87,736
Incarceration rate (inmates per 100,000 circuit population)	985.3	406.3
Circuit rank	4	NA


Circuit Demographics	14th Judicial Circuit	Florida
Official 4/1/20 Estimate of population	295,545	21,596,068
Population change 2010-20	1,636	2,794,736
% change from 2010 to 2020	0.6%	14.9%
Persons per square mile	77	403

DOC Community Supervision	14th Judicial Circuit	Florida
FY 2019-20 admissions by circuit of conviction	2,319	62,690
Circuit share of all supervision admissions	3.7%	NA
June 30, 2020 supervised population	6,032	153,542
Circuit share of supervised population	3.9%	NA

Prepared by
 Florida Legislature
 Office of Economic and Demographic Research
 111 W. Madison Street, Suite 574
 Tallahassee, FL 32399-6588

(850) 487-1402 <http://edr.state.fl.us>


September 2021



15th Judicial Circuit

Florida's 6th most populous circuit
with 6.8% of Florida's population

Crime			New Commitments to Prison		
	15th Judicial Circuit	Florida		15th Judicial Circuit	Florida
Crime rate (index crimes per 100,000 population)					
2019	2,594.9	2,551.1	2019	1,147	27,242
2020	2,299.3	2,152.3	2020	399	12,834
2020 rank in state	7	NA	% change from 2019 to 2020	-65.2%	-52.9%
% change from 2019 to 2020	-11.4%	-15.6%	2020 rank in state	18	NA
Violent crimes			Circuit share of new commitments	3.1%	NA
2019	5,643	81,092	% of new commitments who are female	10.9%	14.6%
2020	5,561	82,941			
Circuit share of violent crimes	6.7%	NA			
Violent crime rate (violent crimes per 100,000 population)			2020 New Commitments by Offense Category	15th Judicial Circuit	Florida
2019	389.7	382.4	Murder/manslaughter	27	416
2020	379.2	384.1	Sexual/lewd behavior	24	750
2020 rank in state	9	NA	Robbery	53	654
% change from 2019 to 2020	-2.7%	0.4%	Other violent	51	2,068
			Burglary	60	1,741
			Property theft/fraud	34	1,868
			Drugs	74	3,119
			Weapons	51	945
			Other	23	1,274
Felony Filings	15th Judicial Circuit	Florida	Change in New Commitments from 2019	15th Judicial Circuit	Florida
FY 2019-20 Total Filings(defendants)	7,142	158,200	Murder/manslaughter	-65.0%	-57.1%
Violent crimes	251	4,719	Sexual/lewd behavior	-69.6%	-54.9%
Other crimes against persons	1,381	31,585	Robbery	-58.4%	-57.0%
Crimes against property	3,537	72,981	Other violent	-62.6%	-50.3%
Drug Crimes	1,973	48,915	Burglary	-70.8%	-54.2%
Change from prior FY			Property theft/fraud	-70.2%	-53.6%
Total Filings	-8.6%	-10.9%	Drugs	-64.7%	-52.6%
Violent crimes	0.8%	3.7%	Weapons	-59.1%	-51.0%
Other crimes against persons	7.9%	0.0%	Other	-66.1%	-50.7%
Crimes against property	-2.3%	-11.8%			
Drug Crimes	-26.0%	-16.7%			
Total charges FY 2019-20	15,962	345,611			
Number of charges per defendant	2.2	2.2			
Juvenile Delinquency	15th Judicial Circuit	Florida			
FY 2019-20 juvenile delinquency complaints filed	2,489	38,331			
Per 100,000 juveniles 10-17	1,940.5	1,947.1			
Juveniles direct filed to adult court	50	1,031			
Circuit share of juveniles direct filed	4.8%	NA			



15th Judicial Circuit

Drug New Commitments	15th Judicial Circuit	Florida
Drug new commitments as % of all new commitments		
2019	18.4%	24.2%
2020	18.7%	24.3%
County share of all drug new commitments--2020	2.4%	NA
As percent of drug new commitments--2020		
Drug trafficking	35.8%	21.4%
Drug manufacture/sale/purchase	49.3%	37.6%
Drug possession/other	14.9%	41.0%

Department of Corrections Facilities	15th Judicial Circuit	Florida
DOC facilities--6/30/20	5	145
DOC inmates--6/30/20	2,347	87,736
% of DOC inmates in circuit	2.7%	NA

County Detention Facilities	15th Judicial Circuit	Florida
Average daily population		
June 2020	1,503	48,012
Jail capacity in circuit		
June 2020	NA	NA

Sentence Length of New Commitments	15th Judicial Circuit	Florida
Average sentence length (months)		
2019	76.5	59.9
2020	65.0	55.7
2020 year-and-a-day new commitments	76	911
As percent of all new commitments	19.0%	7.1%
Circuit share of all year-and-a-day new commitments	8.3%	NA

Registered Sex Offenders	15th Judicial Circuit	Florida
Offenders	911	27,397
Predators	156	4,241
Total	1,067	31,638
Circuit share of registered sex offenders and predators	3.4%	NA
Registered sex offenders and predators per 100,000 population	72.8	146.5

DOC Incarcerated Inmates by Circuit of Commitment	15th Judicial Circuit	Florida
June 30, 2020	3,818	87,736
Incarceration rate (inmates per 100,000 circuit population)	260.3	406.3
Circuit rank	17	NA


Circuit Demographics	15th Judicial Circuit	Florida
Official 4/1/20 Estimate of population	1,466,494	21,596,068
Population change 2010-20	146,360	2,794,736
% change from 2010 to 2020	11.1%	14.9%
Persons per square mile	747	403

DOC Community Supervision	15th Judicial Circuit	Florida
FY 2019-20 admissions by circuit of conviction	1,575	62,690
Circuit share of all supervision admissions	2.5%	NA
June 30, 2020 supervised population	5,134	153,542
Circuit share of supervised population	3.3%	NA

Prepared by
 Florida Legislature
 Office of Economic and Demographic Research
 111 W. Madison Street, Suite 574
 Tallahassee, FL 32399-6588

(850) 487-1402 <http://edr.state.fl.us>

September 2021



16th Judicial Circuit

Florida's 20th most populous circuit
with .4% of Florida's population

Crime	16th Judicial Circuit	Florida
Crime rate (index crimes per 100,000 population)		
2019	2,235.9	2,551.1
2020	1,640.9	2,152.3
2020 rank in state	16	NA
% change from 2019 to 2020	-26.6%	-15.6%

Violent crimes		
2019	282	81,092
2020	297	82,941
Circuit share of violent crimes	0.4%	NA

Violent crime rate (violent crimes per 100,000 population)		
2019	370.0	382.4
2020	381.6	384.1
2020 rank in state	8	NA
% change from 2019 to 2020	3.1%	0.4%

Felony Filings

	16th Judicial Circuit	Florida
FY 2019-20 Total Filings(defendants)	877	158,200
Violent crimes	24	4,719
Other crimes against persons	162	31,585
Crimes against property	369	72,981
Drug Crimes	322	48,915

Change from prior FY

Total Filings	-21.1%	-10.9%
Violent crimes	50.0%	3.7%
Other crimes against persons	-33.6%	0.0%
Crimes against property	-22.2%	-11.8%
Drug Crimes	-14.8%	-16.7%

Total charges FY 2019-20 2,209 345,611

Number of charges per defendant 2.5 2.2

Juvenile Delinquency

	16th Judicial Circuit	Florida
FY 2019-20 juvenile delinquency complaints filed	110	38,331

Per 100,000 juveniles 10-17 2,163.7 1,947.1

Juveniles direct filed to adult court 16 1,031

Circuit share of juveniles direct filed 1.6% NA

New Commitments to Prison

	16th Judicial Circuit	Florida
2019	194	27,242
2020	93	12,834
% change from 2019 to 2020	-51.9%	-52.9%
2020 rank in state	20	NA

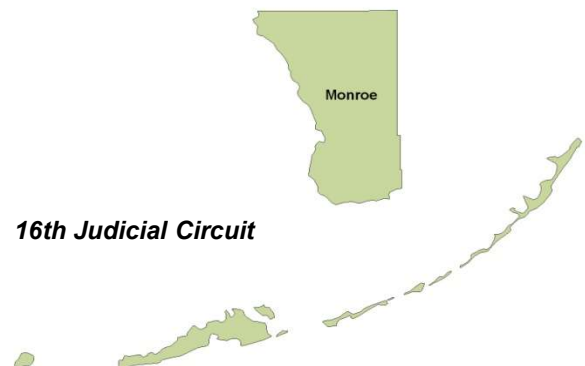
Circuit share of new commitments	0.7%	NA
% of new commitments who are female	14.3%	14.6%

2020 New Commitments by Offense Category

	16th Judicial Circuit	Florida
Murder/manslaughter	0	416
Sexual/lewd behavior	2	750
Robbery	1	654
Other violent	21	2,068
Burglary	10	1,741
Property theft/fraud	19	1,868
Drugs	31	3,119
Weapons	3	945
Other	6	1,274

Change in New Commitments from 2019

	16th Judicial Circuit	Florida
Murder/manslaughter	-100.0%	-57.1%
Sexual/lewd behavior	-58.1%	-54.9%
Robbery	-47.6%	-57.0%
Other violent	-23.4%	-50.3%
Burglary	-63.7%	-54.2%
Property theft/fraud	-44.3%	-53.6%
Drugs	-54.1%	-52.6%
Weapons	-37.1%	-51.0%
Other	-72.4%	-50.7%



16th Judicial Circuit

Drug New Commitments	16th Judicial Circuit	Florida
Drug new commitments as % of all new commitments		
2019	35.0%	24.2%
2020	33.3%	24.3%
County share of all drug new commitments--2020	1.0%	NA
As percent of drug new commitments--2020		
Drug trafficking	3.6%	21.4%
Drug manufacture/sale/purchase	71.4%	37.6%
Drug possession/other	25.0%	41.0%

Sentence Length of New Commitments	16th Judicial Circuit	Florida
Average sentence length (months)		
2019	41.7	59.9
2020	33.0	55.7
2020 year-and-a-day new commitments	7	911
As percent of all new commitments	7.2%	7.1%
Circuit share of all year-and-a-day new commitments	0.7%	NA

DOC Incarcerated Inmates by Circuit of Commitment	16th Judicial Circuit	Florida
June 30, 2020	374	87,736
Incarceration rate (inmates per 100,000 circuit population)	480.6	406.3
Circuit rank	6	NA

DOC Community Supervision	16th Judicial Circuit	Florida
FY 2019-20 admissions by circuit of conviction	542	62,690
Circuit share of all supervision admissions	0.9%	NA
June 30, 2020 supervised population	1,674	153,542
Circuit share of supervised population	1.1%	NA

Department of Corrections Facilities	16th Judicial Circuit	Florida
DOC facilities--6/30/20	0	145
DOC inmates--6/30/20	0	87,736
% of DOC inmates in circuit	0.0%	NA

County Detention Facilities	16th Judicial Circuit	Florida
Average daily population		
June 2020	405	48,012
Jail capacity in circuit		
June 2020	NA	NA


Registered Sex Offenders	16th Judicial Circuit	Florida
Offenders	113	27,397
Predators	9	4,241
Total	122	31,638
Circuit share of registered sex offenders and predators	0.4%	NA
Registered sex offenders and predators per 100,000 population	156.8	146.5

Circuit Demographics	16th Judicial Circuit	Florida
Official 4/1/20 Estimate of population	77,823	21,596,068
Population change 2010-20	4,733	2,794,736
% change from 2010 to 2020	6.5%	14.9%
Persons per square mile	79	403

Prepared by
 Florida Legislature
 Office of Economic and Demographic Research
 111 W. Madison Street, Suite 574
 Tallahassee, FL 32399-6588

(850) 487-1402 <http://edr.state.fl.us>

September 2021



Drug New Commitments	17th Judicial Circuit	Florida
Drug new commitments as % of all new commitments		
2019	18.5%	24.2%
2020	20.4%	24.3%
County share of all drug new commitments--2020	2.8%	NA
As percent of drug new commitments--2020		
Drug trafficking	44.9%	21.4%
Drug manufacture/sale/purchase	35.9%	37.6%
Drug possession/other	19.2%	41.0%

Department of Corrections Facilities	17th Judicial Circuit	Florida
DOC facilities--6/30/20	2	145
DOC inmates--6/30/20	133	87,736
% of DOC inmates in circuit	0.2%	NA

County Detention Facilities	17th Judicial Circuit	Florida
Average daily population		
June 2020	2,956	48,012
Jail capacity in circuit		
June 2020	NA	NA

Sentence Length of New Commitments	17th Judicial Circuit	Florida
Average sentence length (months)		
2019	77.3	59.9
2020	60.5	55.7
2020 year-and-a-day new commitments	36	911
As percent of all new commitments	8.4%	7.1%
Circuit share of all year-and-a-day new commitments	3.9%	NA

Registered Sex Offenders	17th Judicial Circuit	Florida
Offenders	1,189	27,397
Predators	170	4,241
Total	1,359	31,638
Circuit share of registered sex offenders and predators	4.3%	NA
Registered sex offenders and predators per 100,000 population	70.3	146.5

DOC Incarcerated Inmates by Circuit of Commitment	17th Judicial Circuit	Florida
June 30, 2020	5,534	87,736
Incarceration rate (inmates per 100,000 circuit population)	286.4	406.3
Circuit rank	16	NA


Circuit Demographics	17th Judicial Circuit	Florida
Official 4/1/20 Estimate of population	1,932,212	21,596,068
Population change 2010-20	184,146	2,794,736
% change from 2010 to 2020	10.5%	14.9%
Persons per square mile	1,607	403

DOC Community Supervision	17th Judicial Circuit	Florida
FY 2019-20 admissions by circuit of conviction	4,478	62,690
Circuit share of all supervision admissions	7.1%	NA
June 30, 2020 supervised population	15,194	153,542
Circuit share of supervised population	9.9%	NA

Prepared by
 Florida Legislature
 Office of Economic and Demographic Research
 111 W. Madison Street, Suite 574
 Tallahassee, FL 32399-6588

(850) 487-1402 <http://edr.state.fl.us>

September 2021



Drug New Commitments	18th Judicial Circuit	Florida
Drug new commitments as % of all new commitments		
2019	20.6%	24.2%
2020	20.7%	24.3%
County share of all drug new commitments--2020	4.7%	NA
As percent of drug new commitments--2020		
Drug trafficking	21.1%	21.4%
Drug manufacture/sale/purchase	36.8%	37.6%
Drug possession/other	42.1%	41.0%

Department of Corrections Facilities	18th Judicial Circuit	Florida
DOC facilities--6/30/20	1	145
DOC inmates--6/30/20	66	87,736
% of DOC inmates in circuit	0.1%	NA

County Detention Facilities	18th Judicial Circuit	Florida
Average daily population		
June 2020	2,264	48,012
Jail capacity in circuit		
June 2020	NA	NA

Sentence Length of New Commitments	18th Judicial Circuit	Florida
Average sentence length (months)		
2019	53.2	59.9
2020	53.9	55.7
2020 year-and-a-day new commitments	32	911
As percent of all new commitments	4.5%	7.1%
Circuit share of all year-and-a-day new commitments	3.5%	NA

Registered Sex Offenders	18th Judicial Circuit	Florida
Offenders	1,057	27,397
Predators	129	4,241
Total	1,186	31,638
Circuit share of registered sex offenders and predators	3.8%	NA
Registered sex offenders and predators per 100,000 population	109.5	146.5

DOC Incarcerated Inmates by Circuit of Commitment	18th Judicial Circuit	Florida
June 30, 2020	3,968	87,736
Incarceration rate (inmates per 100,000 circuit population)	366.3	406.3
Circuit rank	11	NA


Circuit Demographics	18th Judicial Circuit	Florida
Official 4/1/20 Estimate of population	1,083,398	21,596,068
Population change 2010-20	117,304	2,794,736
% change from 2010 to 2020	12.1%	14.9%
Persons per square mile	818	403

DOC Community Supervision	18th Judicial Circuit	Florida
FY 2019-20 admissions by circuit of conviction	3,713	62,690
Circuit share of all supervision admissions	5.9%	NA
June 30, 2020 supervised population	7,042	153,542
Circuit share of supervised population	4.6%	NA

Prepared by
 Florida Legislature
 Office of Economic and Demographic Research
 111 W. Madison Street, Suite 574
 Tallahassee, FL 32399-6588

(850) 487-1402 <http://edr.state.fl.us>

September 2021



19th Judicial Circuit

Florida's 15th most populous circuit
with 3.2% of Florida's population

Crime			New Commitments to Prison		
	19th Judicial Circuit	Florida		19th Judicial Circuit	Florida
Crime rate (index crimes per 100,000 population)					
2019	1,649.9	2,551.1	2019	1,178	27,242
2020	1,457.0	2,152.3	2020	686	12,834
2020 rank in state	18	NA	% change from 2019 to 2020	-41.7%	-52.9%
% change from 2019 to 2020	-11.7%	-15.6%	2020 rank in state	10	NA
Violent crimes			Circuit share of new commitments	5.3%	NA
2019	1,705	81,092	% of new commitments who are female	17.0%	14.6%
2020	1,593	82,941			
Circuit share of violent crimes	1.9%	NA			
Violent crime rate (violent crimes per 100,000 population)			2020 New Commitments by Offense Category	19th Judicial Circuit	Florida
2019	256.5	382.4	Murder/manslaughter	12	416
2020	232.7	384.1	Sexual/lewd behavior	31	750
2020 rank in state	20	NA	Robbery	17	654
% change from 2019 to 2020	-9.3%	0.4%	Other violent	91	2,068
			Burglary	67	1,741
			Property theft/fraud	149	1,868
			Drugs	202	3,119
			Weapons	39	945
			Other	79	1,274
			Change in New Commitments from 2019	19th Judicial Circuit	Florida
			Murder/manslaughter	-58.8%	-57.1%
			Sexual/lewd behavior	-44.6%	-54.9%
			Robbery	-39.5%	-57.0%
			Other violent	-42.7%	-50.3%
			Burglary	-52.3%	-54.2%
			Property theft/fraud	-36.7%	-53.6%
			Drugs	-40.2%	-52.6%
			Weapons	-49.0%	-51.0%
			Other	-32.3%	-50.7%
Felony Filings	19th Judicial Circuit	Florida			
FY 2019-20 Total Filings(defendants)	4,941	158,200			
Violent crimes	174	4,719			
Other crimes against persons	993	31,585			
Crimes against property	2,068	72,981			
Drug Crimes	1,706	48,915			
Change from prior FY					
Total Filings	-15.3%	-10.9%			
Violent crimes	9.4%	3.7%			
Other crimes against persons	-4.1%	0.0%			
Crimes against property	-14.3%	-11.8%			
Drug Crimes	-23.3%	-16.7%			
Total charges FY 2019-20	12,537	345,611			
Number of charges per defendant	2.5	2.2			
Juvenile Delinquency	19th Judicial Circuit	Florida			
FY 2019-20 juvenile delinquency complaints filed	1,466	38,331			
Per 100,000 juveniles 10-17	2,454.7	1,947.1			
Juveniles direct filed to adult court	111	1,031			
Circuit share of juveniles direct filed	10.8%	NA			



19th Judicial Circuit

Drug New Commitments	19th Judicial Circuit	Florida
Drug new commitments as % of all new commitments		
2019	28.7%	24.2%
2020	29.4%	24.3%
County share of all drug new commitments--2020	6.5%	NA
As percent of drug new commitments--2020		
Drug trafficking	11.5%	21.4%
Drug manufacture/sale/purchase	47.8%	37.6%
Drug possession/other	40.7%	41.0%

Department of Corrections Facilities	19th Judicial Circuit	Florida
DOC facilities--6/30/20	5	145
DOC inmates--6/30/20	3,950	87,736
% of DOC inmates in circuit	4.5%	NA

County Detention Facilities	19th Judicial Circuit	Florida
Average daily population		
June 2020	2,261	48,012
Jail capacity in circuit		
June 2020	NA	NA

Sentence Length of New Commitments	19th Judicial Circuit	Florida
Average sentence length (months)		
2019	59.6	59.9
2020	55.7	55.7
2020 year-and-a-day new commitments	27	911
As percent of all new commitments	3.9%	7.1%
Circuit share of all year-and-a-day new commitments	2.9%	NA

Registered Sex Offenders	19th Judicial Circuit	Florida
Offenders	901	27,397
Predators	92	4,241
Total	993	31,638
Circuit share of registered sex offenders and predators	3.2%	NA
Registered sex offenders and predators per 100,000 population	145.1	146.5

DOC Incarcerated Inmates by Circuit of Commitment	19th Judicial Circuit	Florida
June 30, 2020	9,032	87,736
Incarceration rate (inmates per 100,000 circuit population)	1,319.5	406.3
Circuit rank	2	NA


Circuit Demographics	19th Judicial Circuit	Florida
Official 4/1/20 Estimate of population	684,512	21,596,068
Population change 2010-20	82,381	2,794,736
% change from 2010 to 2020	13.7%	14.9%
Persons per square mile	287	403

DOC Community Supervision	19th Judicial Circuit	Florida
FY 2019-20 admissions by circuit of conviction	2,058	62,690
Circuit share of all supervision admissions	3.3%	NA
June 30, 2020 supervised population	4,667	153,542
Circuit share of supervised population	3.0%	NA

Prepared by
 Florida Legislature
 Office of Economic and Demographic Research
 111 W. Madison Street, Suite 574
 Tallahassee, FL 32399-6588

(850) 487-1402 <http://edr.state.fl.us>

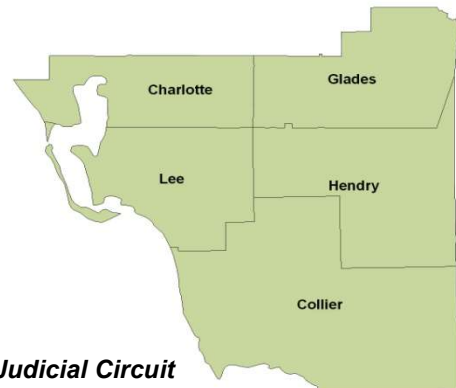
September 2021



20th Judicial Circuit

Florida's 7th most populous circuit
with 6.4% of Florida's population

Crime			New Commitments to Prison		
	20th Judicial Circuit	Florida		20th Judicial Circuit	Florida
Crime rate (index crimes per 100,000 population)					
2019	1,462.4	2,551.1	2019	1,435	27,242
2020	1,292.3	2,152.3	2020	716	12,834
2020 rank in state	20	NA	% change from 2019 to 2020	-50.1%	-52.9%
% change from 2019 to 2020	-11.6%	-15.6%	2020 rank in state	8	NA
Violent crimes			Circuit share of new commitments	5.6%	NA
2019	3,418	81,092	% of new commitments who are female	16.1%	14.6%
2020	3,452	82,941			
Circuit share of violent crimes	4.2%	NA			
Violent crime rate (violent crimes per 100,000 population)					
2019	253.8	382.4			
2020	250.1	384.1			
2020 rank in state	19	NA			
% change from 2019 to 2020	-1.5%	0.4%			
Felony Filings			2020 New Commitments by Offense Category		
	20th Judicial Circuit	Florida		20th Judicial Circuit	Florida
FY 2019-20 Total Filings(defendants)	7,278	158,200	Murder/manslaughter	24	416
Violent crimes	274	4,719	Sexual/lewd behavior	67	750
Other crimes against persons	1,250	31,585	Robbery	34	654
Crimes against property	3,150	72,981	Other violent	110	2,068
Drug Crimes	2,604	48,915	Burglary	78	1,741
			Property theft/fraud	110	1,868
			Drugs	171	3,119
			Weapons	66	945
			Other	57	1,274
Change from prior FY			Change in New Commitments from 2019		
	20th Judicial Circuit	Florida		20th Judicial Circuit	Florida
Total Filings	-15.7%	-10.9%	Murder/manslaughter	-60.9%	-57.1%
Violent crimes	12.3%	3.7%	Sexual/lewd behavior	-38.3%	-54.9%
Other crimes against persons	-0.6%	0.0%	Robbery	-57.2%	-57.0%
Crimes against property	-16.6%	-11.8%	Other violent	-49.1%	-50.3%
Drug Crimes	-22.3%	-16.7%	Burglary	-58.1%	-54.2%
			Property theft/fraud	-43.9%	-53.6%
			Drugs	-54.3%	-52.6%
			Weapons	-18.6%	-51.0%
			Other	-57.2%	-50.7%
Total charges FY 2019-20	16,298	345,611			
Number of charges per defendant	2.2	2.2			
Juvenile Delinquency					
	20th Judicial Circuit	Florida			
FY 2019-20 juvenile delinquency complaints filed	2,050	38,331			
Per 100,000 juveniles 10-17	1,818.2	1,947.1			
Juveniles direct filed to adult court	23	1,031			
Circuit share of juveniles direct filed	2.2%	NA			



20th Judicial Circuit

Drug New Commitments	20th Judicial Circuit	Florida
Drug new commitments as % of all new commitments		
2019	26.1%	24.2%
2020	23.9%	24.3%
County share of all drug new commitments--2020	5.5%	NA
As percent of drug new commitments--2020		
Drug trafficking	20.1%	21.4%
Drug manufacture/sale/purchase	32.5%	37.6%
Drug possession/other	47.4%	41.0%

Department of Corrections Facilities	20th Judicial Circuit	Florida
DOC facilities--6/30/20	3	145
DOC inmates--6/30/20	2,149	87,736
% of DOC inmates in circuit	2.4%	NA

County Detention Facilities	20th Judicial Circuit	Florida
Average daily population		
June 2020	2,571	48,012
Jail capacity in circuit		
June 2020	NA	NA

Sentence Length of New Commitments	20th Judicial Circuit	Florida
Average sentence length (months)		
2019	68.0	59.9
2020	64.4	55.7
2020 year-and-a-day new commitments	10	911
As percent of all new commitments	1.4%	7.1%
Circuit share of all year-and-a-day new commitments	1.1%	NA

Registered Sex Offenders	20th Judicial Circuit	Florida
Offenders	1,371	27,397
Predators	155	4,241
Total	1,526	31,638
Circuit share of registered sex offenders and predators	4.9%	NA
Registered sex offenders and predators per 100,000 population	110.5	146.5

DOC Incarcerated Inmates by Circuit of Commitment	20th Judicial Circuit	Florida
June 30, 2020	4,778	87,736
Incarceration rate (inmates per 100,000 circuit population)	346.1	406.3
Circuit rank	12	NA

Circuit Demographics	20th Judicial Circuit	Florida
Official 4/1/20 Estimate of population	1,380,409	21,596,068
Population change 2010-20	228,133	2,794,736
% change from 2010 to 2020	19.8%	14.9%
Persons per square mile	255	403

DOC Community Supervision	20th Judicial Circuit	Florida
FY 2019-20 admissions by circuit of conviction	3,917	62,690
Circuit share of all supervision admissions	6.2%	NA
June 30, 2020 supervised population	7,887	153,542
Circuit share of supervised population	5.1%	NA

Prepared by
 Florida Legislature
 Office of Economic and Demographic Research
 111 W. Madison Street, Suite 574
 Tallahassee, FL 32399-6588

(850) 487-1402 <http://edr.state.fl.us>

September 2021

