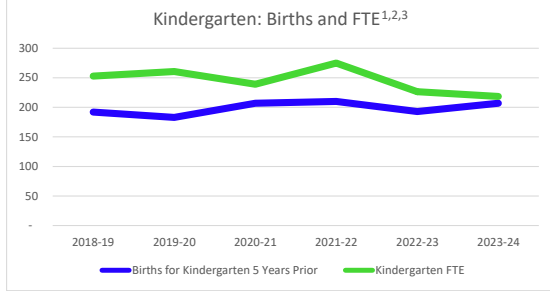
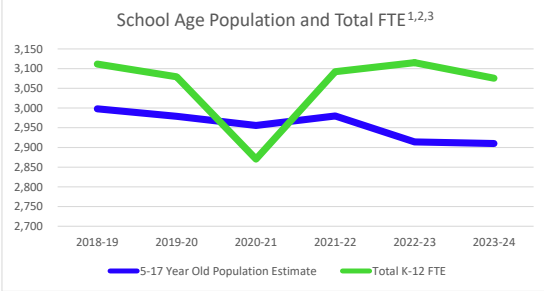
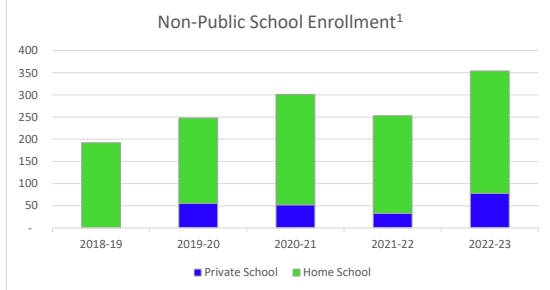
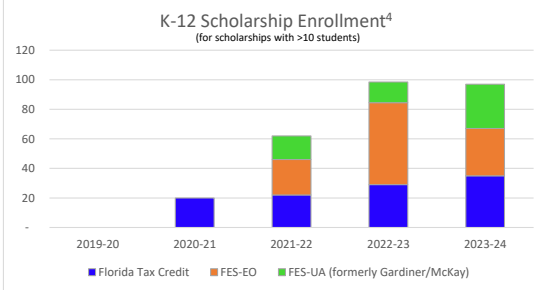
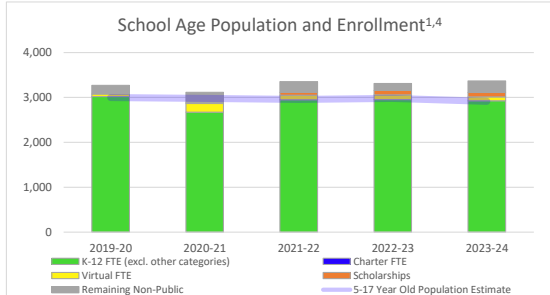
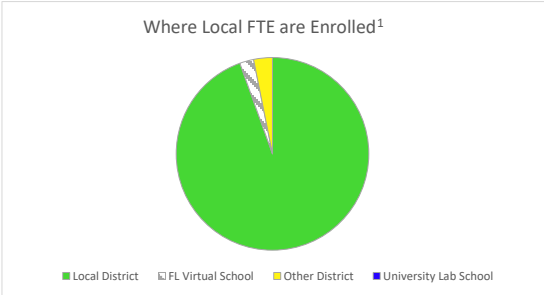


Holmes County Education Profile

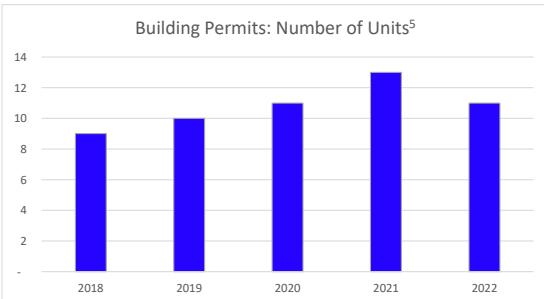
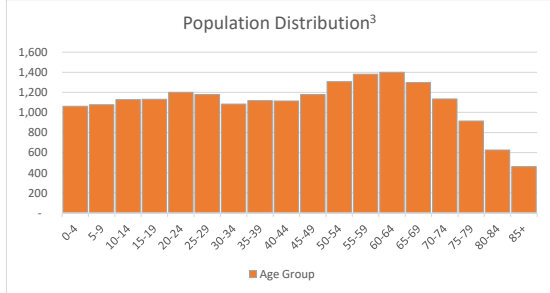
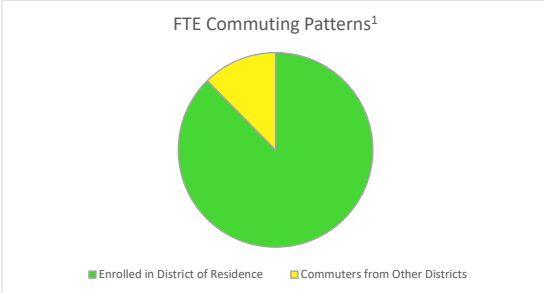
Population, Birth, and Full-Time Equivalent Enrollment (FTE) Data



School Choice Data



Commuting, Migration, and Demographic Data



Sources:

- ¹Historical Enrollment Data: Department of Education
 - ²Forecasted Enrollment Data: PreK-12 Education Estimating Conference
 - ³Demographic Data: EDR (Population) and Department of Health (Births)
 - ⁴Scholarship Participation Data: Step Up for Students & AAA
 - ⁵Building Permit Data: US Census Bureau
- Note: Florida Education Finance Program (FTE) is influenced by programmatic changes

Prepared by:
 Florida Legislature
 Office of Economic and Demographic Research
 111 W. Madison Street, Suite 574
 Tallahassee, FL 32399-6588
 (850) 487-1402
<http://edr.state.fl.us>



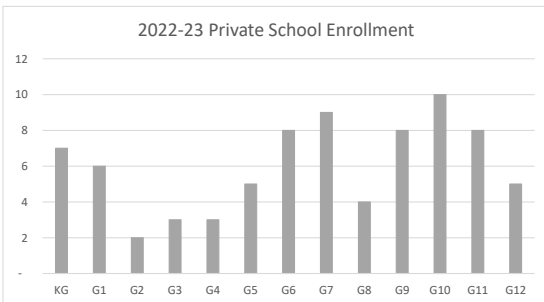
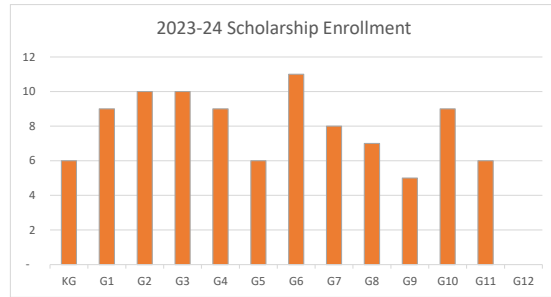
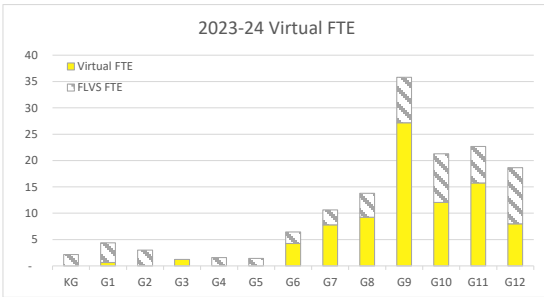
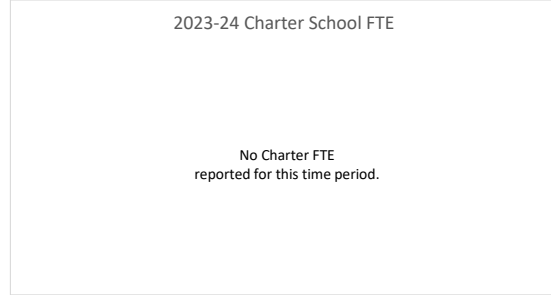
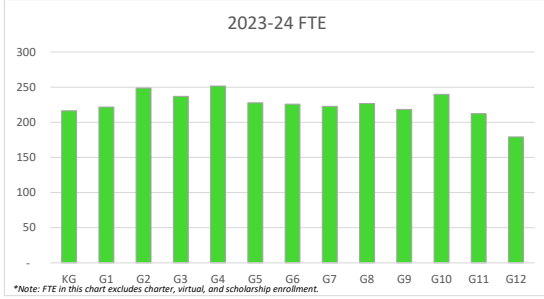
January 2024

15 Year Low: 8 Units

15 Year High: 51 Units

Holmes County Education Profile

K-12 Grade Level School Setting Data^{1,4}



2023-24	Schools
Traditional	6
Elementary	1
Middle	0
High	2
Combo	3
Charter	0
Virtual	2
Private	2
Scholarship Participant	50%

Public High School Data

