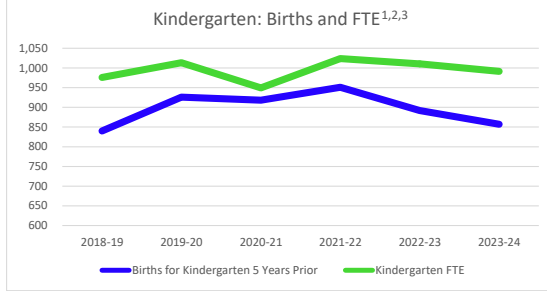
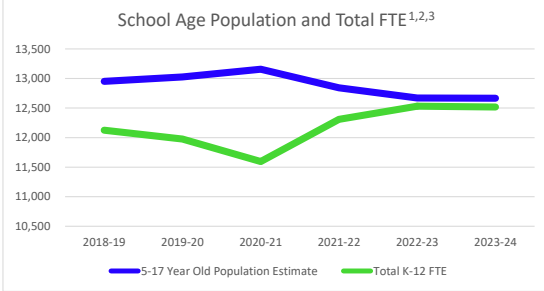
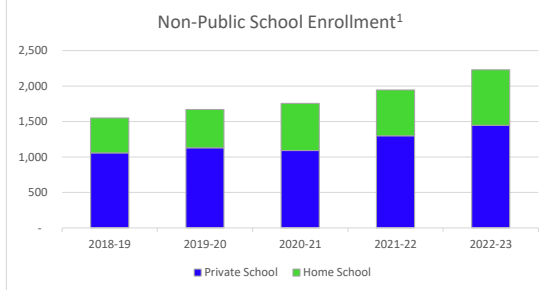
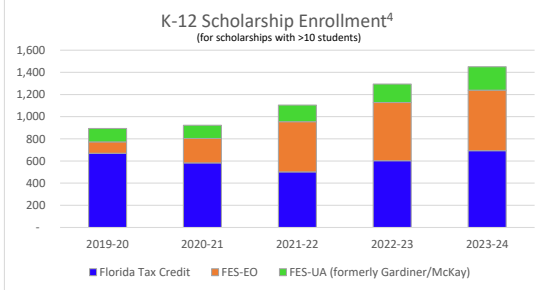
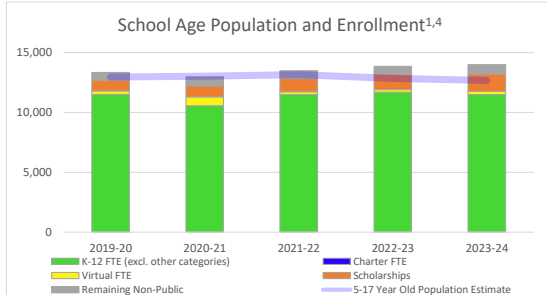
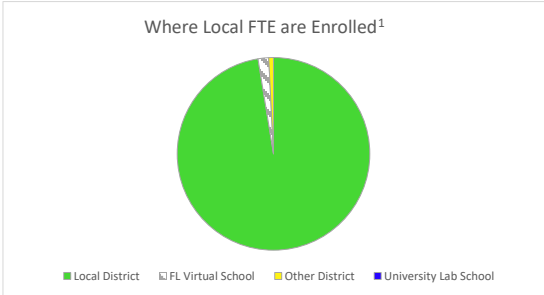


## Highlands County Education Profile

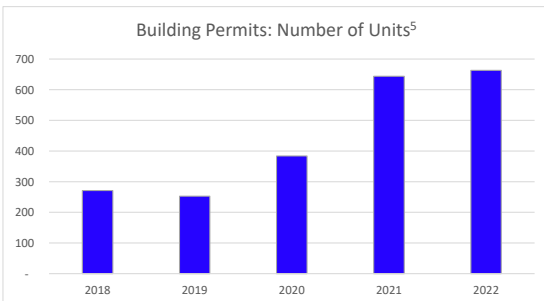
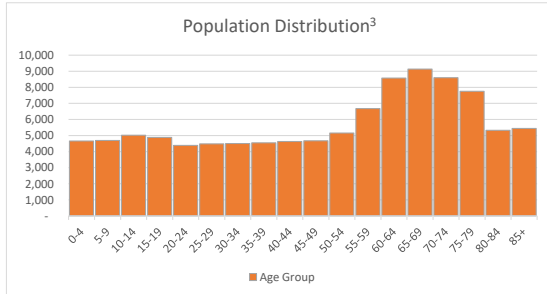
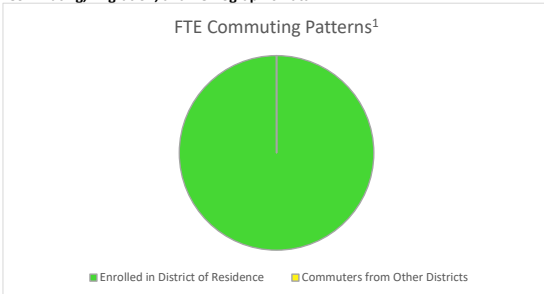
### Population, Birth, and Full-Time Equivalent Enrollment (FTE) Data



### School Choice Data



### Commuting, Migration, and Demographic Data



**Sources:**

- <sup>1</sup>Historical Enrollment Data: Department of Education
  - <sup>2</sup>Forecasted Enrollment Data: PreK-12 Education Estimating Conference
  - <sup>3</sup>Demographic Data: EDR (Population) and Department of Health (Births)
  - <sup>4</sup>Scholarship Participation Data: Step Up for Students & AAA
  - <sup>5</sup>Building Permit Data: US Census Bureau
- Note: Florida Education Finance Program (FTE) is influenced by programmatic changes

Prepared by:  
 Florida Legislature  
 Office of Economic and Demographic Research  
 111 W. Madison Street, Suite 574  
 Tallahassee, FL 32399-6588  
 (850) 487-1402  
<http://edr.state.fl.us>



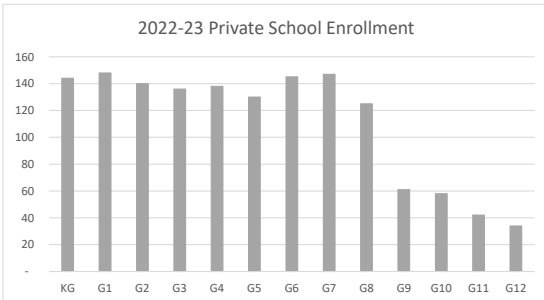
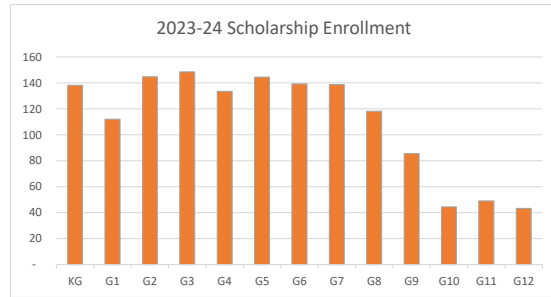
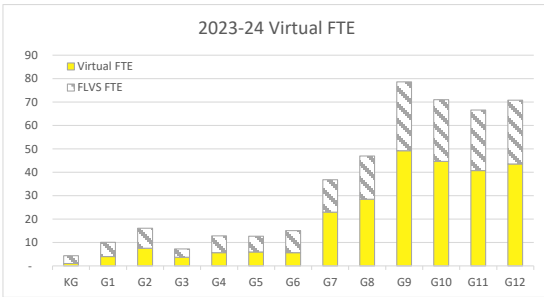
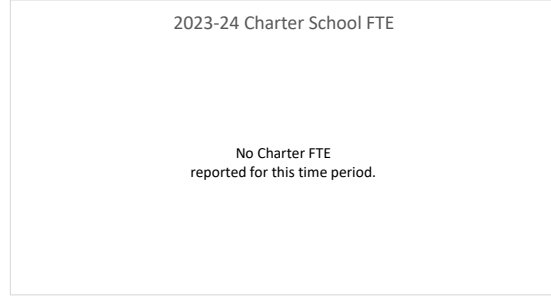
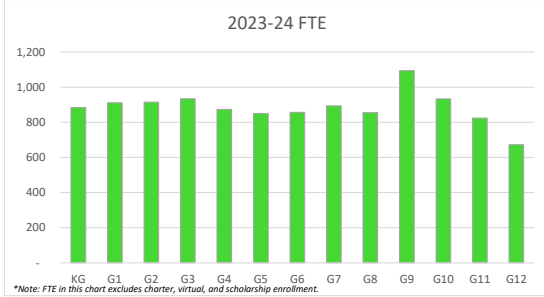
January 2024

15 Year Low: 32 Units

15 Year High: 663 Units

## Highlands County Education Profile

### K-12 Grade Level School Setting Data<sup>1,4</sup>



2023-24	Schools
Traditional	19
Elementary	11
Middle	4
High	4
Combo	0
Charter	0
Virtual	1
Private	17
Scholarship Participant	80%

### Public High School Data

