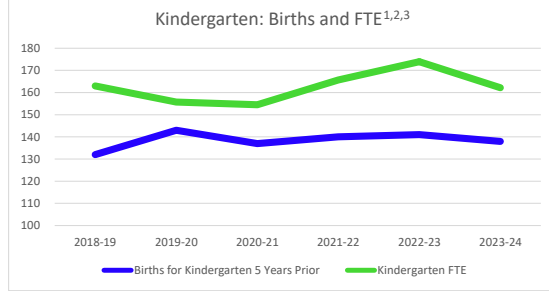
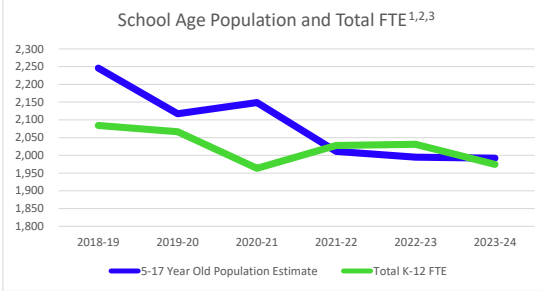
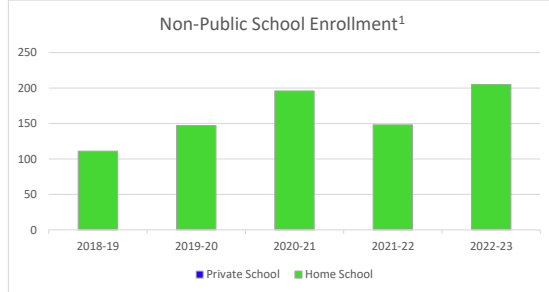
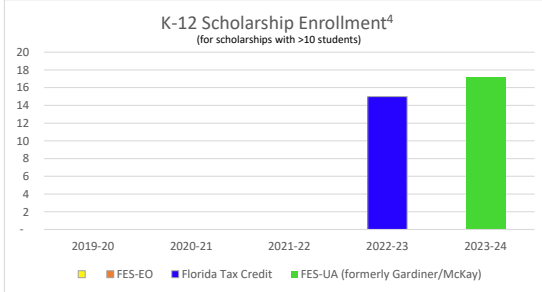
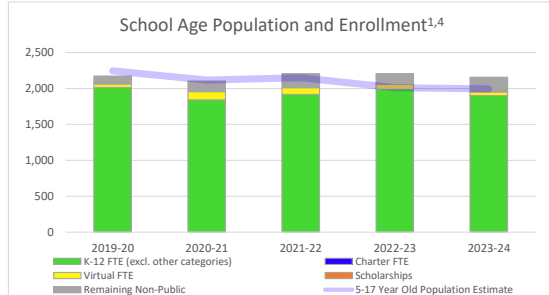
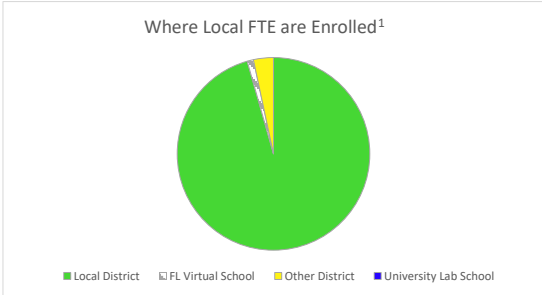


Calhoun County Education Profile

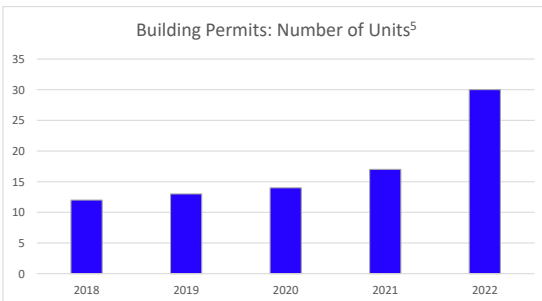
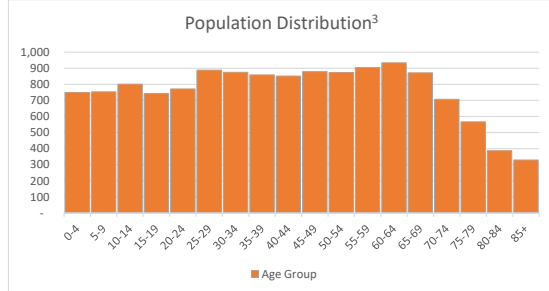
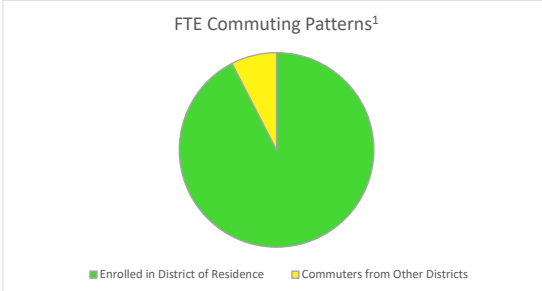
Population, Birth, and Full-Time Equivalent Enrollment (FTE) Data



School Choice Data



Commuting, Migration, and Demographic Data



15 Year Low: 6 Units 15 Year High: 30 Units

Sources:

- ¹Historical Enrollment Data: Department of Education
 - ²Forecasted Enrollment Data: PreK-12 Education Estimating Conference
 - ³Demographic Data: EDR (Population) and Department of Health (Births)
 - ⁴Scholarship Participation Data: Step Up for Students & AAA
 - ⁵Building Permit Data: US Census Bureau
- Note: Florida Education Finance Program (FTE) is influenced by programmatic changes

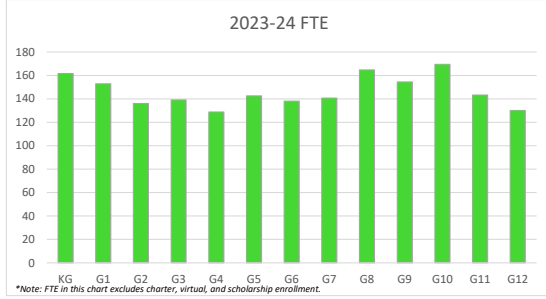
Prepared by:
Florida Legislature
Office of Economic and Demographic Research
111 W. Madison Street, Suite 574
Tallahassee, FL 32399-6588
(850) 487-1402
<http://edr.state.fl.us>



January 2024

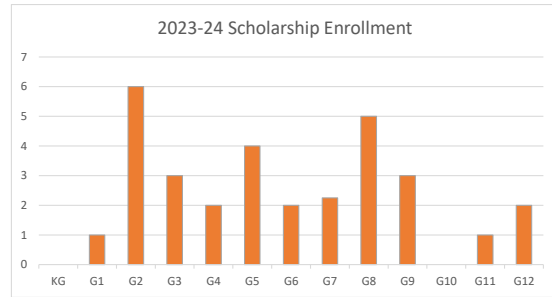
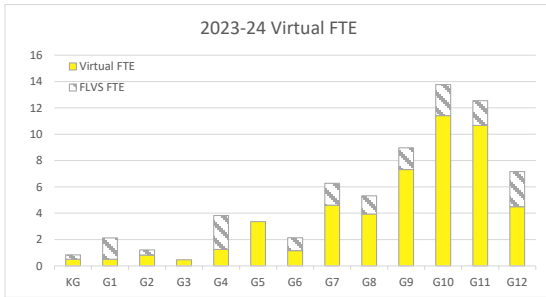
Calhoun County Education Profile

K-12 Grade Level School Setting Data^{1,4}



2023-24 Charter School FTE

No Charter FTE reported for this time period.



2022-23 Private School Enrollment

No Private School data reported for this time period.

2023-24	Schools
Traditional	4
Elementary	1
Middle	0
High	0
Combo	3
Charter	0
Virtual	3
Private	0
Scholarship Participant	N/A

Public High School Data

