The Florida Legislature

Fiscal Analysis in Brief

2012 Legislative Session

General Appropriations Act
Chapter 2012-118, Laws of Florida
Adjusted for Vetoes and Supplementals

FISCAL ANALYSIS IN BRIEF

For Fiscal Year 2012-13

The Fiscal Analysis in Brief is an annual report prepared by the Florida Legislature to summarize fiscal and budgetary information affecting the 2012-13 fiscal year.

The document contains graphical depictions and detailed listings of appropriations, fund sources, nonrecurring issues, vetoed items, financial outlooks, and legislation affecting revenues.

It also includes the Truth in Bonding Statement used to support the General Appropriations Act. The document reflects appropriated funds only and does not include local revenue for educational entities such as local property tax revenues and student fees.

Various sources were used to prepare this document. Among the most important were data from the Legislative Appropriations System/Planning and Budgeting Subsystem (LAS/PBS), multiple consensus estimating conferences, the General Appropriations Act and other fiscal-related legislation, the Governor's Veto Message, and explanatory information used during the appropriations process.

Published August 2012

TABLE OF CONTENTS

Overview and Summaries

Chart 1 - Appropriations by Fund Source. 1
Chart 2 - Appropriations by Program Area (Sections of the Appropriations Bill) 2
Chart 3 - Appropriations by Expenditure Type 3
Chart 4 and Chart 5 - Appropriations History: Combined Total, Percent, and Appropriation Levels 4
Chart 6 - Total Appropriations By Program Area, By Fund Source 5
Chart 7 - General Revenue Appropriations by Program Area. 6
Chart 8 - Summary of Appropriations 7
Appropriations by Detail Fund 8
Nonrecurring Appropriations Adjusted for Vetoes and Supplemental Appropriations 12
Vetoed Appropriations 25

Revenue Sources and Financial Outlooks

Chart 9 - Projected Recurring General Revenue Sources. 30
General Revenue Fund - Consensus Revenue Estimating Conference Retrospect, FY 2009-10 and 2010-11. 31
General Revenue Fund Financial Outlook Statement FY 2011-12 through FY 2015-16 32
Florida Tobacco Settlement Trust Fund - Consensus Revenue Estimating Conference Retrospect, FY 2009-10 and 2010-11. 34
Florida Tobacco Settlement Trust Fund Financial Outlook Statement FY 2011-12 through FY 2015-16 35
Educational Enhancement Trust Fund - Consensus Revenue Estimating Conference Retrospect, FY 2009-10 and 2010-11. 37
Educational Enhancement Trust Fund Financial Outlook Statement FY 2011-12 through FY 2015-16 38
Principal State School Trust Fund - Consensus Revenue Estimating Conference Retrospect, FY 2009-10 and 2010-11. 40
Prinicipal State School Trust Fund Financial Outlook Statement FY 2011-12 through FY 2015-16 41

Other Related Information

Measures Affecting Revenue and Tax Administration - 2012 Regular Session 42
Bills With Supplemental Appropriations 48
Truth in Bonding Statement FY 2012-13 49

Chart 1
House Bill 5001, Chapter 2012-118, Laws of Florida
Appropriations by Fund Source for Fiscal Year 2012-13
Adjusted for Vetoes and Supplementals
(Dollars in Millions)

Funding Source	Dollars	Percent
General Revenue	24,717.3	35.3%
Other Trust Funds (Federal)	24,847.0	35.5%
State Trust Funds		
Tobacco Settlement Trust Fund	377.7	0.5%
Education Enhancement Trust Fund	1,491.1	2.1%
Other Trust Funds (State)	18,529.6	26.5%
Total State Trust Funds	20,398.4	29.2%
Total	**69,962.7**	100.0%

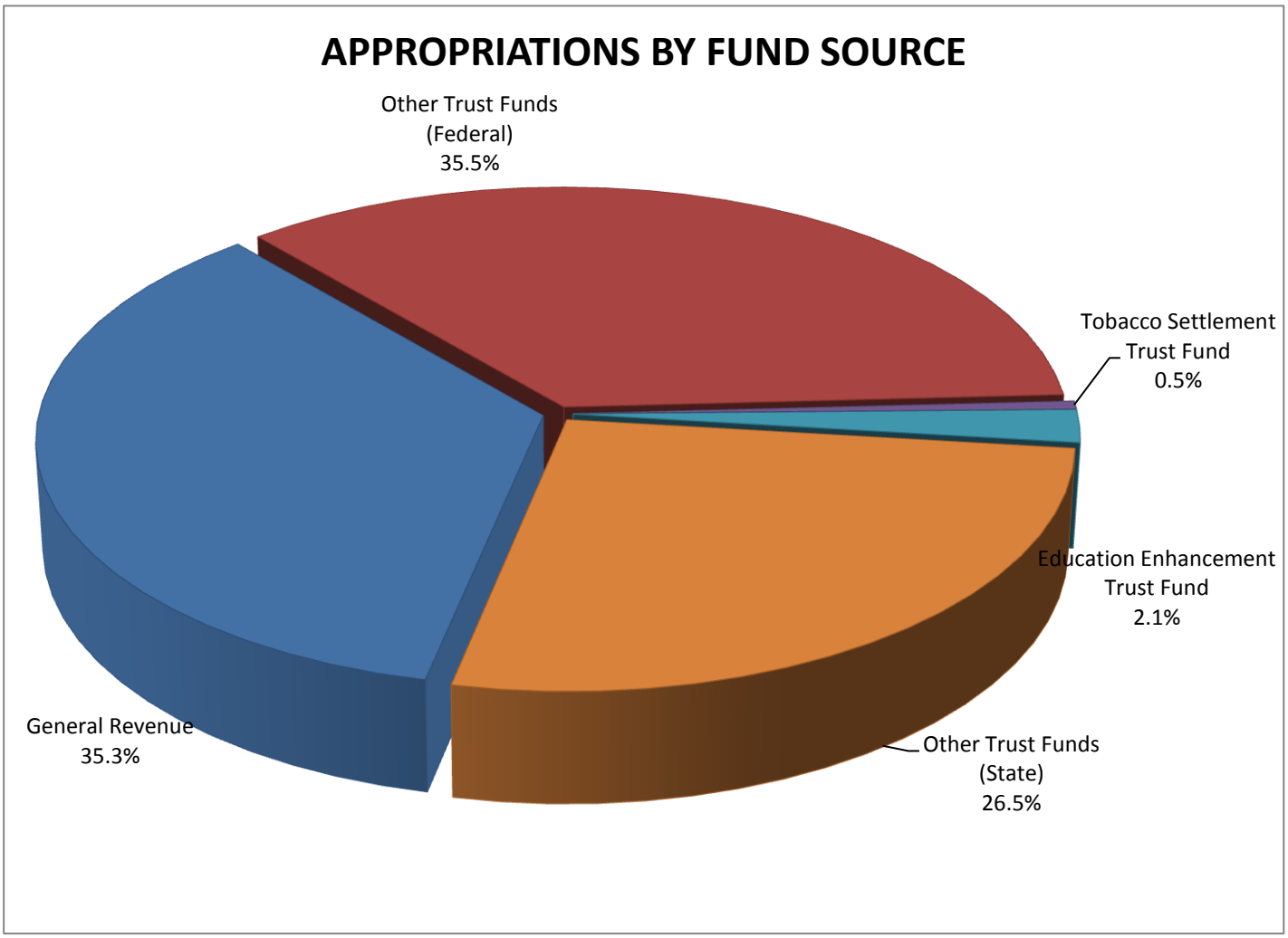

Chart 2
House Bill 5001, Chapter 2012-118, Laws of Florida
Appropriations by Program Area for Fiscal Year 2012-13
Adjusted for Vetoes and Supplementals
(Dollars in Millions)

Program Area (Section of General Appropriations Act)	Dollars	Percent
Education	20,278.0	29.0%
Human Services	29,877.6	42.7%
Judicial Branch	443.9	0.6%
Criminal Justice and Corrections	4,186.3	6.0%
Natural Resources/ Environment/ Growth Management/ Transportation	11,290.5	16.1%
General Government	3,886.4	5.6%
Total	**69,962.7**	100.0%

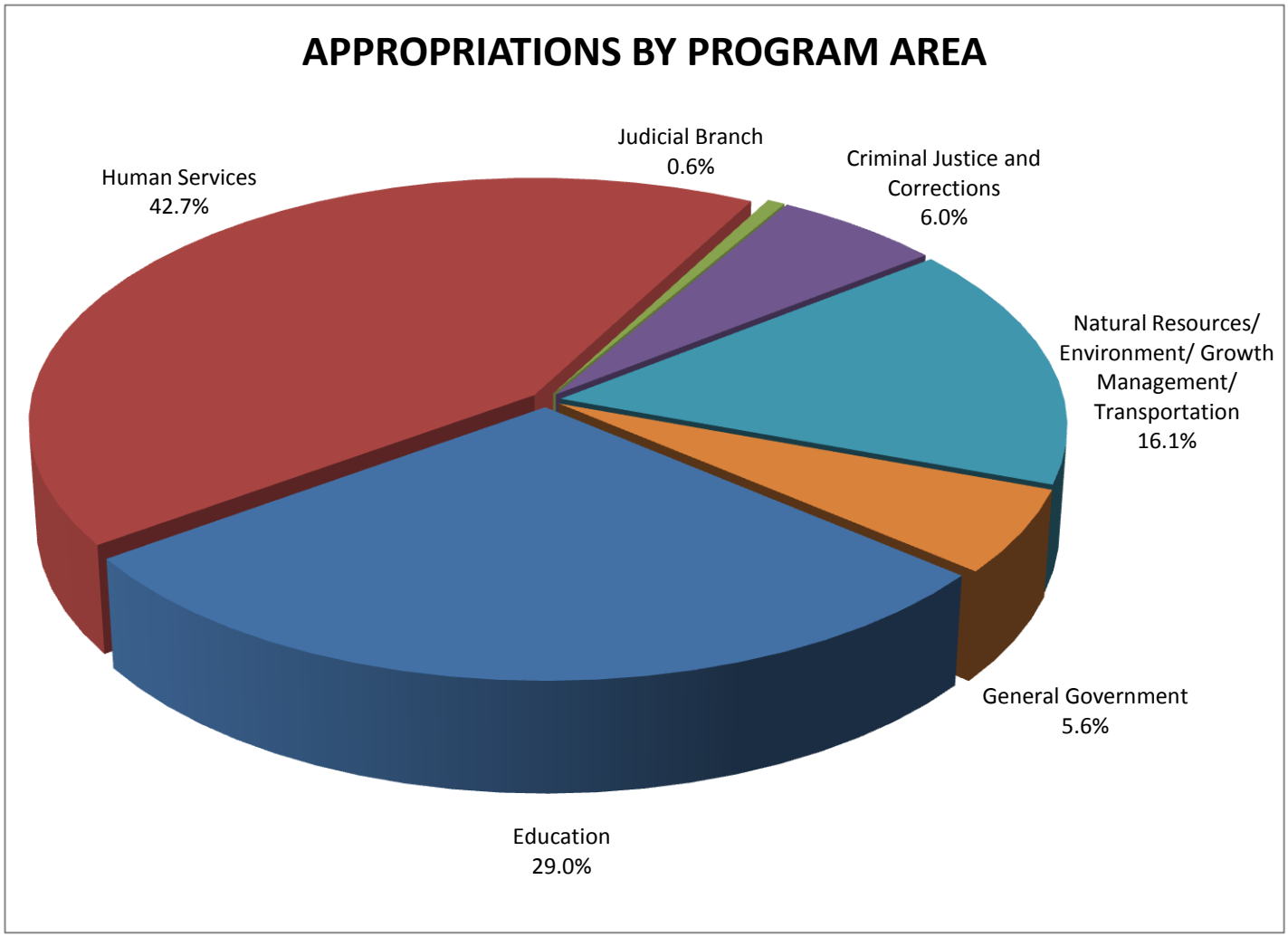

Chart 3
House Bill 5001, Chapter 2012-118, Laws of Florida
Appropriations by Expenditure Type for Fiscal Year 2012-13
Adjusted for Vetoes and Supplementals
(Dollars in Millions)

Expenditure Type	Dollars	Percent
Medicaid/TANF	21,789.8	31.1%
General Operations	19,021.0	27.2%
Aid to Local Governments	18,692.3	26.7%
DOT Work Program	7,229.8	10.3%
Debt Service	2,166.5	3.1%
Pension Benefits/Claims	649.1	0.9%
Fixed Capital Outlay (FCO)	414.3	0.6%
Total	**69,962.7**	100.0%

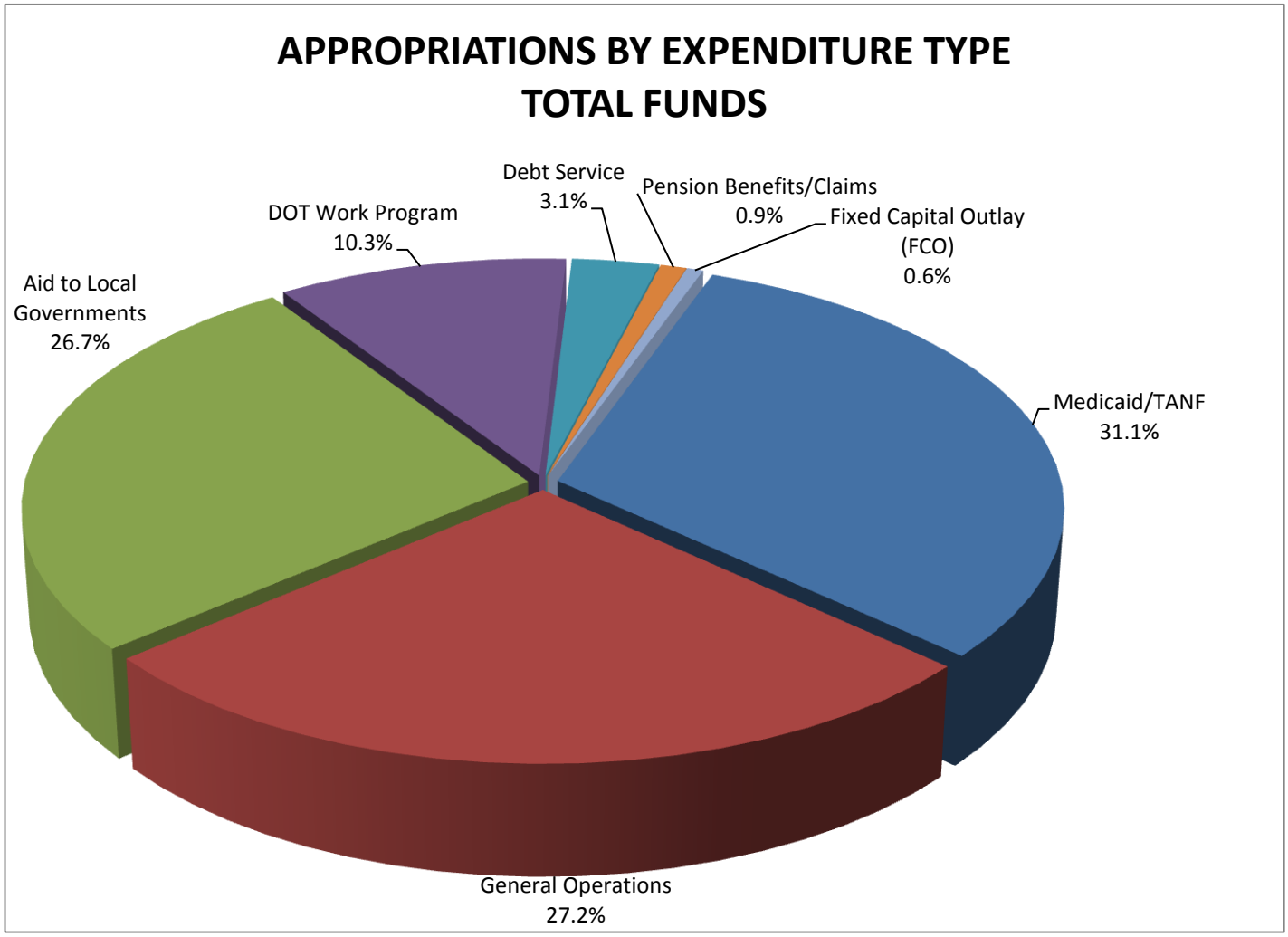

Charts 4 and 5
House Bill 5001, Chapter 2012-118, Laws of Florida
Appropriations History
Adjusted for Vetoes and Supplementals
(Dollars in Millions)

Chart 4

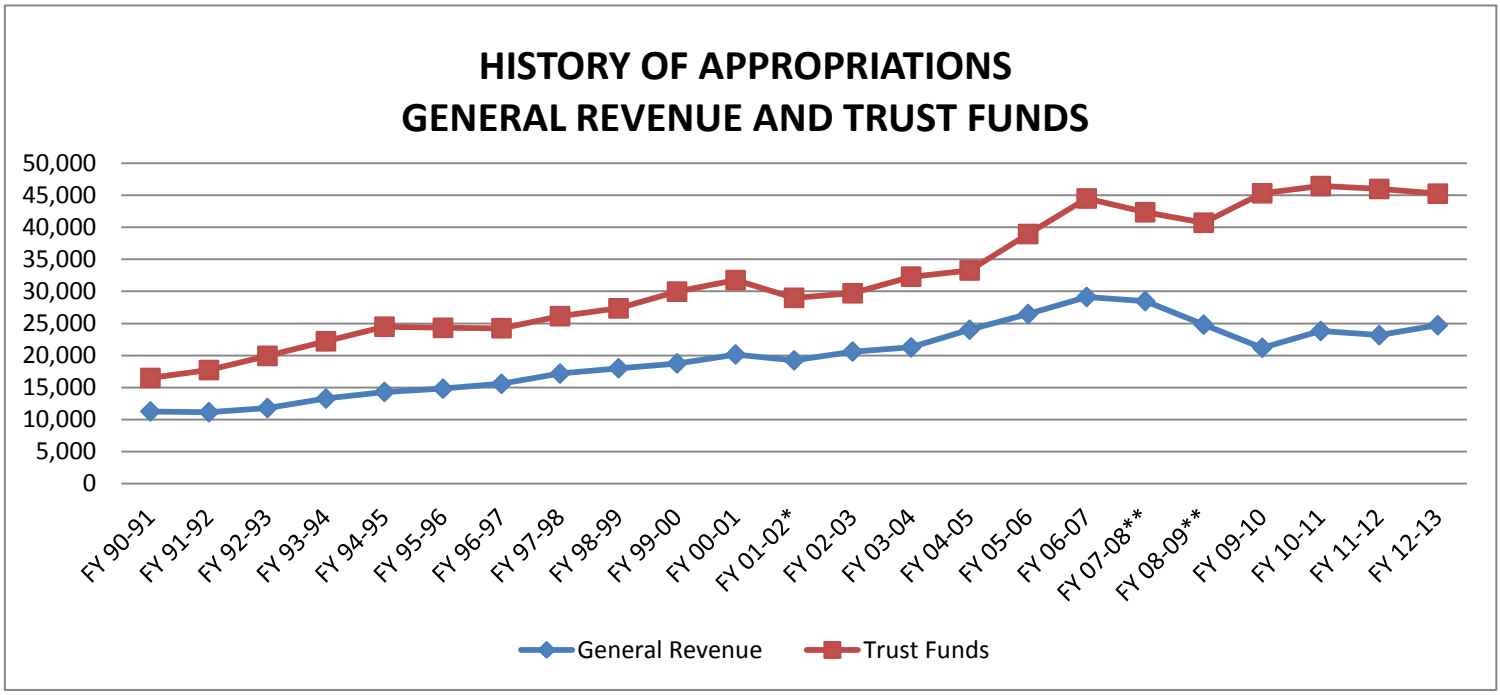

Chart 5

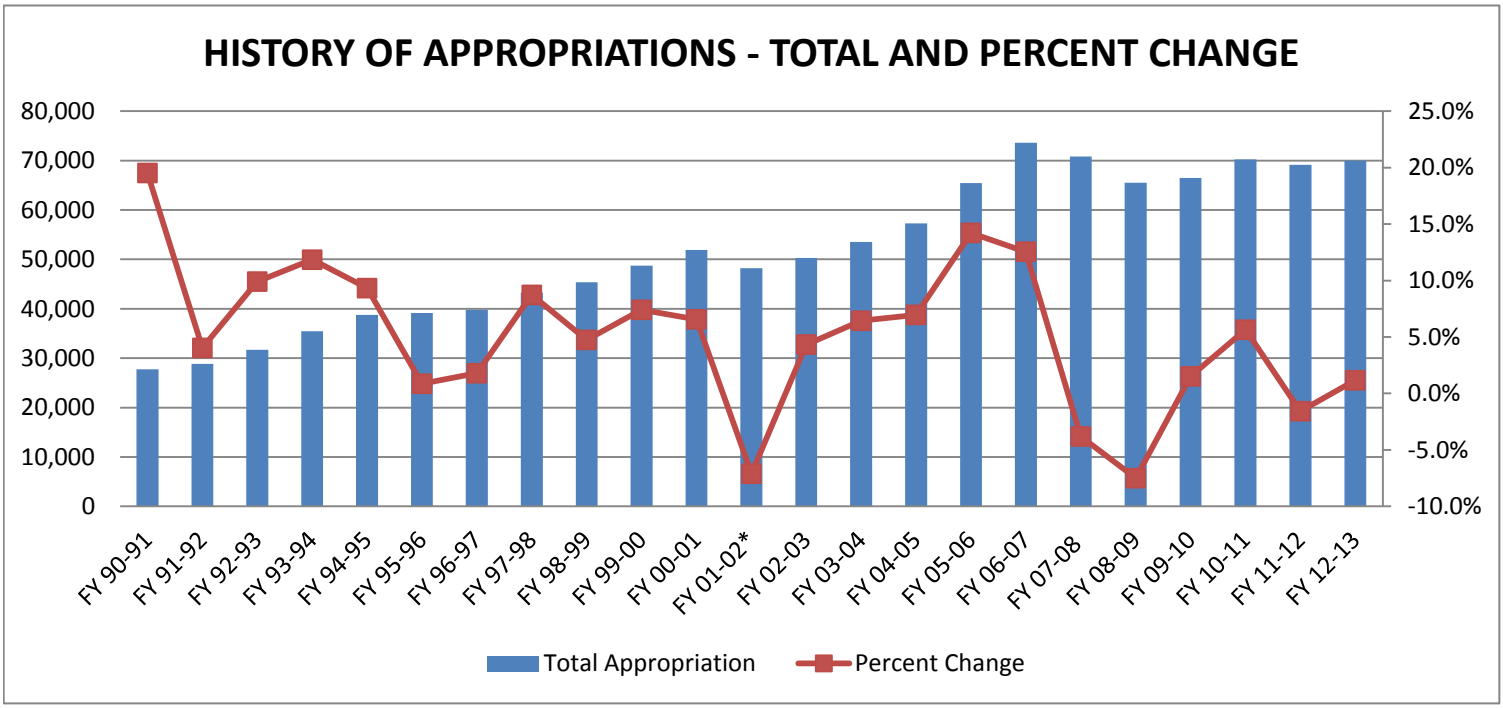

*Fiscal Year 2001-02 Adjusted for December Special Session. Also in Fiscal Year 2001-02, $6,367.9 million in statutory appropriations were removed from the operating budget.

**Fiscal Years 2007-08 and 2008-09 reflect appropriations after Special Sessions.

Chart 6
House Bill 5001, Chapter 2012-118, Laws of Florida
Appropriations by Program Area by Fund Source for Fiscal Year 2012-13
Adjusted for Vetoes and Supplementals
(Dollars in Millions)

Program Area (Section of General Appropriations Act)	General Revenue	Education Enhancement Trust Fund	Tobacco Settlement Trust Fund	Other State Trust Funds	Federal Trust Funds	All Funds
Education	12,681.1	1,491.1	-	3,308.0	2,797.9	20,278.0
Human Services	7,646.8	-	377.7	5,313.1	16,540.0	29,877.6
Judicial Branch	329.1	-	-	92.9	21.9	443.9
Criminal Justice and Corrections	3,131.1	-	-	810.3	244.9	4,186.3
Natural Resources/ Environment/ Growth Management/ Transportation	209.6	-	-	7,031.3	4,049.7	11,290.5
General Government	719.6	-	-	1,974.0	1,192.8	3,886.4
Total	**24,717.3**	**1,491.1**	**377.7**	**18,529.6**	**24,847.0**	**69,962.7**

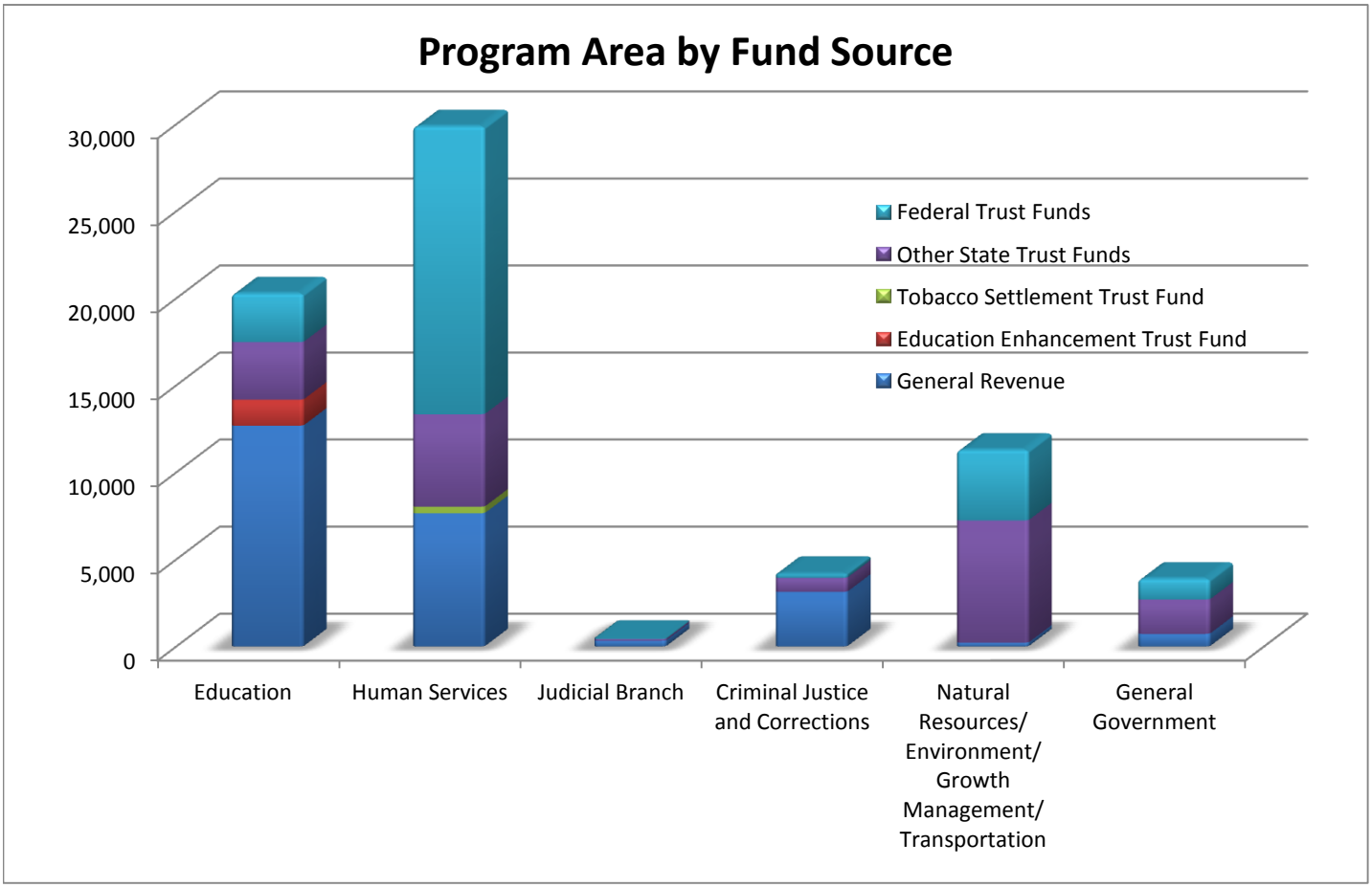

Chart 7
House Bill 5001, Chapter 2012-118, Laws of Florida
General Revenue Appropriations by Program Area for Fiscal Year 2012-13
Adjusted for Vetoes and Supplementals
(Dollars in Millions)

Program Area (Section of General Appropriations Act)	Dollars	Percent
Education	12,681.1	51.3%
Human Services	7,646.8	30.9%
Judicial Branch	329.1	1.3%
Criminal Justice and Corrections	3,131.1	12.7%
Natural Resources/ Environment/ Growth Management/ Transportation	209.6	0.8%
General Government	719.6	2.9%
Total	**24,717.3**	100.0%

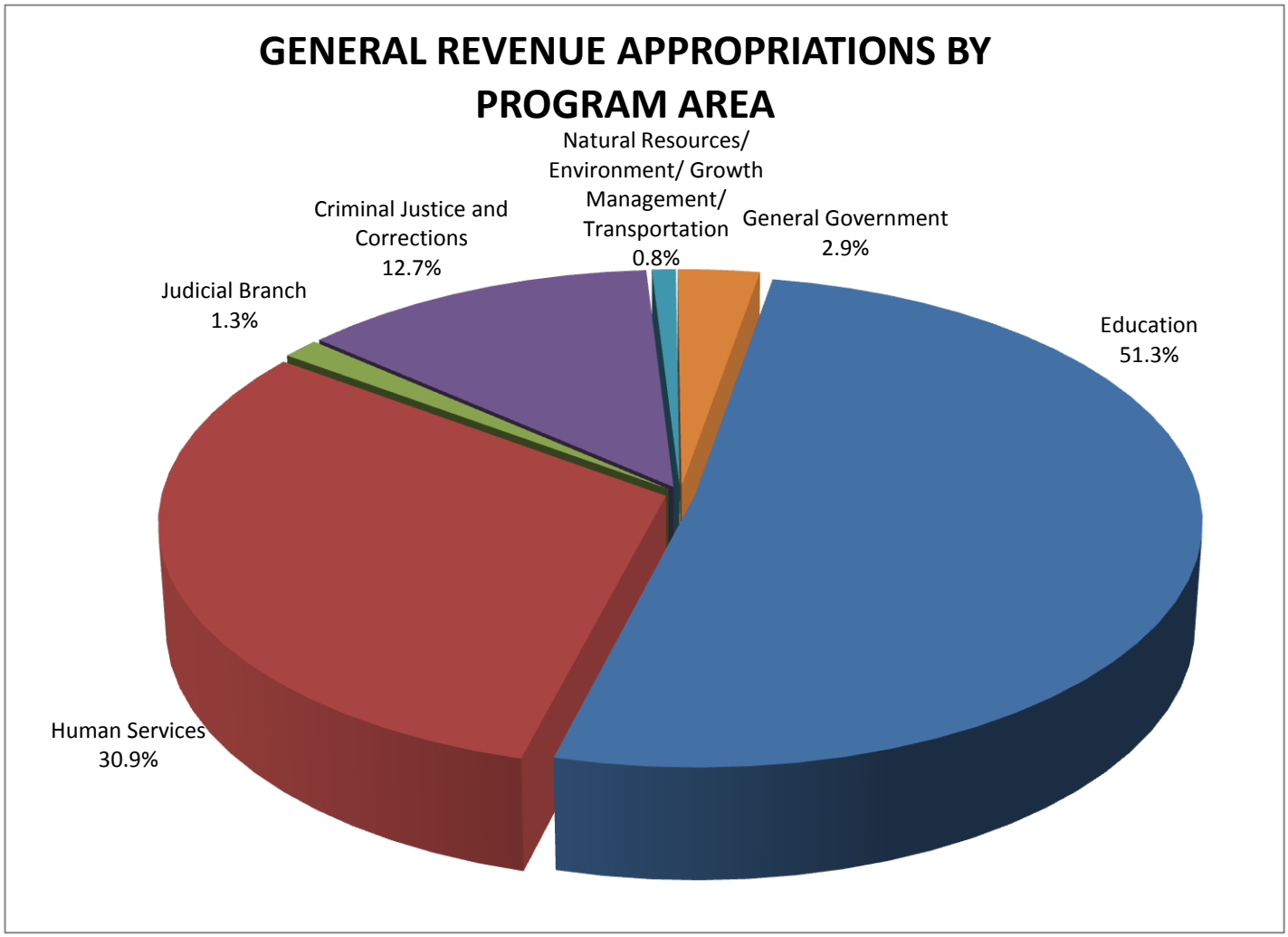

Chart 8
Summary of Fiscal Year 2012-13 Appropriations
House Bill 5001, Chapter 2012-118, Laws of Florida
and Other Legislative Actions
(Dollars in Millions)

	Fund Source						
LEGISLATION - Bill Number (Laws of Florida Number)	**General Revenue**	**Education Enhancement Trust Fund**	**PECO Trust Fund**	**Tobacco Settlement Trust Fund**	**Other State Trust Funds**	**Federal Trust Funds**	**All Funds**
I. Conference Report on HB 5001, General Appropriations Act for FY 2012-13 (Chapter 2012-118, L.O.F.)							
Sections 1-7	24,766.5	1,491.1	1,048.9	377.7	17,497.7	24,854.7	70,036.7
Sections 8 - 135	12.5					4.0	16.5
Less Vetoed Items	(97.7)				(32.5)	(11.9)	(142.2)
Less Failed Contingencies							0
Net 2012-13 Appropriations in the General Appropriations Act	24,681.3	1,491.1	1,048.9	377.7	17,465.2	24,846.8	69,911.0
II. Fiscal Year 2012-13 Supplemental Appropriations and Claims Bills	37.9				15.5	0.2	53.6
Less: Vetoed Appropriations in Supplemental Bills	(1.8)						(1.8)
SUBTOTAL	24,717.3	1,491.1	1,048.9	377.7	17,480.7	24,847.0	69,962.7
III. Other 2012-13 Appropriations and Transfers							
Transfer to the Budget Stabilization Fund	214.5						214.5
Total Effective 2012-13 Appropriations as Adjusted	**24,931.8**	**1,491.1**	**1,048.9**	**377.7**	**17,480.7**	**24,847.0**	**70,177.2**

Note: Numbers may not add due to rounding.

Fiscal Year 2012-13 Appropriations by Detail Fund
Adjusted for Vetoes and Supplementals

	Fund Title	Fund #	State Dollars	Federal Dollars	Total Dollars
1	ADMINISTRATIVE TRUST FUND	2021	191,137,754	107,392,742	298,530,496
2	AG EMERGENCY ERAD TF	2360	19,241,858		19,241,858
3	AG LAW ENFORCEMENT TF	2025	47,598		47,598
4	AIR POLLUTION CONTROL TF	2035	25,064,189	2,032,141	27,096,330
5	ALCOHOL/DRUGABU/MEN HLH TF	2027	392,601	125,274,295	125,666,896
6	ALCOHOLIC,BEV,TOBACCO TF	2022	25,113,521		25,113,521
7	ANTI-FRAUD TRUST FUND	2038	200,000		200,000
8	ARCHITECTS INCIDENTAL TF	2033	891,552		891,552
9	BIOMEDICAL RESEARCH TF	2245	27,152,047		27,152,047
10	BRAIN & SPINAL CORD INJ/TF	2390	11,866,263	9,118,362	20,984,625
11	CAMP BLANDING MANAGEMNT TF	2069	1,465,487		1,465,487
12	CAP IMPROVEMENTS FEE TF	2071	27,299,800		27,299,800
13	CAPITAL COLLATERAL REG TF	2073		400,000	400,000
14	CERTIFICATION PROGRAM TF	2092	1,558,635		1,558,635
15	CHILD CARE/DEV BLK GRNT TF	2098		353,682,641	353,682,641
16	CHILD SUPPORT INCENTIVE TF	2075	3,462,439	29,126,360	32,588,799
17	CHILD SUPPORT TRUST FUND	2084	7,429,970	15,205,868	22,635,838
18	CHILD WELFARE TRAINING TF	2083	2,829,097		2,829,097
19	CITRUS ADVERTISING TF	2090	55,571,786	5,500,000	61,071,786
20	CITRUS INSPECTION TF	2093	16,390,465		16,390,465
21	CIVIL RICO TRUST FUND	2095	339,141		339,141
22	CLERKS OF THE COURT TF	2588	390,495,196		390,495,196
23	COASTAL PROTECTION TF	2099	19,866,853		19,866,853
24	COMMUNICATIONS WKG CAP TF	2105	116,295,380		116,295,380
25	CONS/REC LANDS PROGRAM TF	2931	29,188,019		29,188,019
26	CONSERVATION/REC LANDS TF	2131	42,383,259		42,383,259
27	CORRECTION WORK PROGRAM TF	2151	28,160,653		28,160,653
28	COUNTY HEALTH DEPT TF	2141	704,778,608	162,568,957	867,347,565
29	COURT EDUCATION TRUST FUND	2146	3,280,508		3,280,508
30	COURT/CSE COLL SYS TF	2115	1,457,098		1,457,098
31	CRIM JUST STAND & TRAIN TF	2148	19,378,943		19,378,943
32	CRIME STOPPERS TF	2202	4,659,484		4,659,484
33	CRIMES COMPENSATION TF	2149	30,189,982		30,189,982
34	CSE APP FEE & PROG REV TF	2104	2,614,241		2,614,241
35	DISPLACED HOMEMAKER TF	2160	1,816,434		1,816,434
36	DIV OF LICENSING TF	2163	20,688,073		20,688,073
37	DIV UNIV FAC CONST ADM TF	2222	5,601,535		5,601,535
38	DOMESTIC VIOLENCE TF	2157	6,991,579		6,991,579
39	DONATIONS TRUST FUND	2168	56,252,831	124,394,528	180,647,359
40	DRINKING WATER REV LOAN TF	2044		64,642,516	64,642,516
41	ECONOMIC DEVELOPMENT TF	2177	4,610,000		4,610,000
42	ECOSYSTEM MGT & RESTOR TF	2193	12,444,366		12,444,366
43	ED CERTIFICATION/SVC TF	2176	7,469,042		7,469,042
44	ED MEDIA & TECHNOLOGY TF	2183	153,426		153,426
45	ED/GEN STUD & OTHR FEES TF	2164	1,724,411,248		1,724,411,248
46	EDUCATIONAL ENHANCEMENT TF	2178	1,491,084,300		1,491,084,300
47	ELECTIONS COMMISSION TF	2511	1,340,802		1,340,802
48	EMER MGMG PREP/ASST TF	2191	12,636,241	8,352	12,644,593

Fiscal Year 2012-13 Appropriations by Detail Fund
Adjusted for Vetoes and Supplementals

	Fund Title	Fund #	State Dollars	Federal Dollars	Total Dollars
49	EMERGENCY MED SVC TF	2192	27,852,432		27,852,432
50	EMPLOYMENT SECURITY ADM TF	2195		366,560,704	366,560,704
51	ENVIRONMENTAL LAB TF	2050	7,878,793		7,878,793
52	EPILEPSY SERVICES TF	2197	1,521,230		1,521,230
53	EXEC BR LOBBY REGIS TF	2203	213,423		213,423
54	FED LAW ENFORCEMENT TF	2719		2,191,617	2,191,617
55	FEDERAL GRANTS TRUST FUND	2261	16,566,292	4,622,304,840	4,638,871,132
56	FEDERAL REHABILITATION TF	2270		195,165,606	195,165,606
57	FINANCIAL INST REG TF	2275	11,800,907		11,800,907
58	FL AGRIC PROM CAMPAIGN TF	2920	163,869		163,869
59	FL CONDO/TIMESHARE/MH TF	2289	6,980,870		6,980,870
60	FL FACILITIES POOL CLR TF	2313	38,255,689		38,255,689
61	FL INTER TRADE & PROM TF	2338	5,471,273		5,471,273
62	FL.CRIME PREV TR IN REV TF	2302	689,129		689,129
63	FL.PANTHER RESCH & MAN TF	2299	1,605,222		1,605,222
64	FLORIDA FOREVER TF	2348	8,377,966		8,377,966
65	FOOD & NUTRITION SVCS TF	2315		1,078,162,548	1,078,162,548
66	FORFEIT/INVES SUPPORT TF	2316	3,955,728	738,779	4,694,507
67	GAS TAX COLLECTION TF	2319	3,731,752		3,731,752
68	GENERAL INSPECTION TF	2321	70,528,946	391,536	70,920,482
69	GRANTS AND DONATIONS TF	2339	2,133,507,485	471,611,959	2,605,119,444
70	HEALTH CARE TRUST FUND	2003	858,702,247	267,900,201	1,126,602,448
71	HIGHWAY PATROL INS TF	2364	325,995		325,995
72	HIGHWAY SAFETY OPER TF	2009	370,662,317	12,372,590	383,034,907
73	HOTEL AND RESTAURANT TF	2375	21,494,569		21,494,569
74	INCIDENTAL TRUST FUND	2381	13,546,732		13,546,732
75	INDIGENT CIVIL DEFENSE TF	2976	871,975		871,975
76	INDIGENT CRIM DEFENSE TF	2974	19,706,497		19,706,497
77	INLAND PROTECTION TF	2212	168,863,384		168,863,384
78	INSTITUTE ASSESSMENT TF	2380	3,501,105		3,501,105
79	INSURANCE REG TF	2393	87,619,817		87,619,817
80	INTERNAL IMPROVEMENT TF	2408	14,313,026		14,313,026
81	INVASIVE PLANT CONTROL TF	2030	27,799,212		27,799,212
82	JUV CRIME PREV/ERLY INT TF	2415	412,903		412,903
83	JUVENILE JUSTICE TRNG TF	2417	2,760,227		2,760,227
84	L/G HF-CT SALES TAX CL TF	2455	16,900,000		16,900,000
85	LAND ACQUISITION TF	2423	468,008,701		468,008,701
86	LAW ENFORCEMENT RADIO TF	2432	25,975,703		25,975,703
87	LAW ENFORCEMENT TF	2434	1,552,167		1,552,167
88	LEGAL AFFAIRS REVOLVING TF	2439	13,985,020		13,985,020
89	LEGAL SERVICES TRUST FUND	2438	28,866,271		28,866,271
90	LEGIS LOBBYIST REGIS TF	2442	290,758		290,758
91	LOTT CAP OUT/DEBT SVCS TF	2004	100,000,000		100,000,000
92	MARINE RESOURCES CONSV TF	2467	62,523,513	1,859,136	64,382,649
93	MARKET IMP WKG CAP TF	2473	5,099,559		5,099,559
94	MARKET TRADE SHOW TF	2466	176,601		176,601
95	MAT/CH HLTH BLOCK GRANT TF	2475		18,904,025	18,904,025
96	MEDICAL CARE TRUST FUND	2474	762,038,812	12,081,980,241	12,844,019,053

Fiscal Year 2012-13 Appropriations by Detail Fund
Adjusted for Vetoes and Supplementals

	Fund Title	Fund #	State Dollars	Federal Dollars	Total Dollars
97	MEDICAL QLTY ASSURANCE TF	2352	58,684,240	220,031	58,904,271
98	MINERALS TRUST FUND	2499	2,639,679		2,639,679
99	MOTOR VEHICLE WARRANTY TF	2492	2,057,008		2,057,008
100	NON-GAME WILDLIFE TF	2504	5,721,721		5,721,721
101	NON-MANDATORY LAND RECL TF	2506	2,101,742		2,101,742
102	NURS STDNT LOAN FORGIVE TF	2505	1,081,126		1,081,126
103	OPERATING TRUST FUND	2510	346,096,619	1,141,176	347,237,795
104	OPERATIONS AND MAINT TF	2516	85,913,233	942,390,536	1,028,303,769
105	OPTIONAL RETIREMENT PRG TF	2517	154,033		154,033
106	PARI-MUTUEL WAGERING TF	2520	13,316,919		13,316,919
107	PERC TRUST FUND	2558	1,657,392		1,657,392
108	PERMIT FEE TRUST FUND	2526	10,703,830		10,703,830
109	PEST CONTROL TRUST FUND	2528	3,341,163		3,341,163
110	PHOSPHATE RESEARCH TF	2530	5,037,035		5,037,035
111	PLAN AND BUDGET SYSTEM TF	2535	5,572,867		5,572,867
112	PLANNING AND EVALUATION TF	2531	20,633,366	10,007,233	30,640,599
113	PLANT INDUSTRY TF	2507	5,123,424		5,123,424
114	POL/FIREMEN PREMIUM TAX TF	2532	1,023,816		1,023,816
115	PRETAX BENEFITS TRUST FUND	2570	846,424		846,424
116	PREVENT HLTH SVCS BL GR TF	2539		1,464,894	1,464,894
117	PRISON INDUSTRIES TF	2385	750,000		750,000
118	PRIVATE INMATE WELFARE TF	2623	2,093,348		2,093,348
119	PROFESSIONAL REGULATION TF	2547	32,908,917		32,908,917
120	PROFESSIONAL SPORTS DEV TF	2551	2,500,000		2,500,000
121	PUB MEDICAL ASST TF	2565	561,410,000		561,410,000
122	PUB/DEF REVENUE TF	2059	4,722,299		4,722,299
123	PUBLIC ED CO&DS TRUST FUND	2555	1,048,942,250		1,048,942,250
124	QUALITY LONG-TERM CARE TF	2126		1,000,000	1,000,000
125	R-O-W ACQ/BRIDGE CONST TF	2586	218,224,934		218,224,934
126	RADIATION PROTECTION TF	2569	7,630,608	498,492	8,129,100
127	RAPE CRISIS PROGRAM TF	2089	1,603,773		1,603,773
128	RECORDS MANAGEMENT TF	2572	1,972,007		1,972,007
129	REFUGEE ASSISTANCE TF	2579		27,875,190	27,875,190
130	REGULATORY TRUST FUND	2573	44,041,724	350,000	44,391,724
131	RELOCATION & CONST TF	2584	50,000		50,000
132	RET HLTH INS SUBSIDY TF	2583	81,414		81,414
133	REVOLVING TRUST FUND	2600	1,000,000	3,978,778	4,978,778
134	SALE/GOODS & SERVICES TF	2606	2,726,299		2,726,299
135	SALTWTR PRODUCTS PROM TF	2609	1,192,224		1,192,224
136	SAVE OUR EVERGLADES TF	2221	94,157,915		94,157,915
137	SAVE THE MANATEE TF	2611	3,475,964		3,475,964
138	SCH/DIS & CC/DIS CO&DS TF	2612	133,205,350		133,205,350
139	SEED TRUST FUND	2041	137,250,000		137,250,000
140	SHARED CO/STATE JUV DET TF	2685	74,009,403		74,009,403
141	SMALL CITIES COMM BLK GRNT	2109		32,120,660	32,120,660
142	SOCIAL SVCS BLK GRT TF	2639		162,479,860	162,479,860
143	SOLID WASTE MGMT TF	2644	14,305,764		14,305,764
144	SPEC EMPLOYMNT SECU ADM TF	2648	11,576,972		11,576,972

Fiscal Year 2012-13 Appropriations by Detail Fund
Adjusted for Vetoes and Supplementals

	Fund Title	Fund #	State Dollars	Federal Dollars	Total Dollars
145	ST ST FIN ASSIST TF	2240	210,337		210,337
146	ST TRANSPORT (PRIMARY) TF	2540	4,062,200,880	2,485,803,232	6,548,004,112
147	STATE ATTNYS REVENUE TF	2058	40,121,023		40,121,023
148	STATE COURTS REVENUE TF	2057	86,006,360		86,006,360
149	STATE EMPLOYEES DIS INS TF	2671	34,393		34,393
150	STATE EMPLY HEALTH INS TF	2668	57,112,193		57,112,193
151	STATE EMPLY LIFE INS TF	2667	26,427		26,427
152	STATE GAME TRUST FUND	2672	37,966,111		37,966,111
153	STATE HOMES/VETERANS TF	2692	989,610		989,610
154	STATE HOUSING TF	2255	10,000,000		10,000,000
155	STATE PARK TRUST FUND	2675	72,994,856		72,994,856
156	STATE PERSONNEL SYSTEM TF	2678	39,498,958		39,498,958
157	STATE RISK MGMT TF	2078	58,703,489		58,703,489
158	STATE SCHOOL TF	2543	220,100,000		220,100,000
159	STUDENT LOAN OPERATING TF	2397		29,880,370	29,880,370
160	SUPERVISION TRUST FUND	2696	64,473,974		64,473,974
161	SURPLUS PROPERTY REVOLV TF	2699	303,281		303,281
162	TEACHER CERT EXAM TF	2727	12,884,268		12,884,268
163	TOBACCO SETTLEMENT TF	2122	377,700,000		377,700,000
164	TOURISM PROMOTIONAL TF	2722	21,151,389		21,151,389
165	TRANSPORT DISADVANTAGED TF	2731	39,482,061	65,969,126	105,451,187
166	TREASURY ADM/INVEST TF	2725	6,376,294		6,376,294
167	TRUST FUNDS	2732	21,150,148	40,688,745	61,838,893
168	TURNPIKE GEN RESERVE TF	2326	1,234,077,802		1,234,077,802
169	TURNPIKE RENEW/REPLACE TF	2324	56,950,989		56,950,989
170	U.S. CONTRIBUTIONS TF	2750		159,248,900	159,248,900
171	U.S. TRUST FUND	2738		147,649,675	147,649,675
172	UNCLAIMED PROPERTY TF	2007	4,019,577		4,019,577
173	VITICULTURE TRUST FUND	2773	771,580		771,580
174	WASTEWTR/STORMWTR REVOL TF	2661		125,682,672	125,682,672
175	WATER MANAGEMENT LANDS TF	2776	39,257,374		39,257,374
176	WATER QUALITY ASSURANCE TF	2780	31,691,319		31,691,319
177	WELFARE TRANSITION TF	2401		426,867,639	426,867,639
178	WIRELESS COMM E911 TF	2344	137,073,107		137,073,107
179	WORKERS' COMP ADMIN TF	2795	24,607,187		24,607,187
180	WORKERS'COMP SPEC DISAB TF	2798	1,134,296		1,134,296
181	WORKING CAPITAL TRUST FUND	2792	96,972,452	62,234,538	159,206,990
182	**TOTAL TRUST FUNDS**		**20,398,378,958**	**24,847,042,291**	**45,245,421,249**
183					
184	**GENERAL REVENUE FUND**	**1000**	**24,717,327,030**		**24,717,327,030**
185					
186	**GRAND TOTAL**		**45,115,705,988**	**24,847,042,291**	**69,962,748,279**

Fiscal Year 2012-13 Nonrecurring Appropriations

Adjusted for Vetoes and Supplementals

	Budget Entity/Issue Title	General Revenue	State Trust Funds	Federal Trust Funds
1	**Administered Funds**			
2	DOMESTIC SECURITY			40,688,745
3	STATE MATCH FOR FEDERALLY DECLARED DISASTERS	5,754,481		
4	**Total**	**5,754,481**	**0**	**40,688,745**
5	**Agency for Health Care Administration**			
6	BUDGET AUTHORITY FOR BACKGROUND SCREENING GRANT			1,622,590
7	DEVELOPMENT OF FLORIDA DIAGNOSIS RELATED GROUPS (DRG) FOR HOSPITAL SERVICES UNDER MEDICAID	775,000		1,325,000
8	EXPANSION OF THE TELEPHONY PROJECT AND THE COMPREHENSIVE CARE MANAGEMENT PILOT PROGRAM TO PREVENT FRAUD	862,397		862,397
9	FLORIDA HEALTHY KIDS CORPORATION RATE INCREASE TO 85% MEDICAL LOSS RATIO	2,500,000		6,020,791
10	FLORIDA MEDICAID MANAGEMENT INFORMATION SYSTEM (FMMIS) EVALUATION	750,000		750,000
11	LEGAL REPRESENTATION FROM ATTORNEY GENERAL		750,000	750,000
12	MEDICAID ELECTRONIC HEALTH RECORD INCENTIVE PROGRAM (EHRIP)		288,502	237,573,665
13	MEDICAID ELIGIBILITY SYSTEM EVALUATION	350,000		350,000
14	ONLINE LICENSING AND RECONCILIATION SYSTEM		2,322,800	
15	PLANNING FOR DIAGNOSIS CODE CONVERSION		1,853,926	6,669,331
16	PUTNAM COMMUNITY MEDICAL CENTER	289,184		394,951
17	RESTORE HEALTH MAINTENANCE ORGANIZATION RATE REDUCTION	9,586,331		13,177,020
18	RESTORE HOSPITAL INPATIENT RATE REDUCTION	16,343,579	9,571,853	35,466,927
19	RESTORE HOSPITAL OUTPATIENT RATE REDUCTION	4,070,090	2,771,025	9,368,883
20	**Total**	**35,526,581**	**17,558,106**	**314,331,555**
21	**Agency for Persons with Disabilities**			
22	SERVING PERSONS WITH DISABILITIES	4,806,668		
23	**Total**	**4,806,668**	**0**	**0**
24	**Department of Agriculture and Consumer Services**			
25	ADDITIONAL EQUIPMENT		300,000	
26	AGRICULTURAL MARKETING ORDERS - PEANUTS		50,000	
27	AGRICULTURAL RESEARCH	2,000,000		
28	AGRICULTURE BEST MANAGEMENT PRACTICES DEVELOPMENT AND IMPLEMENTATION PARTNERSHIP AGREEMENTS		651,000	
29	APIARY PEST CONTROL DEVELOPMENT		105,000	
30	AQUACULTURE PROGRAM	652,889		
31	BP DEEPWATER HORIZON OIL SPILL		6,101,372	
32	BRIX ACID UNIT SYSTEMS		277,960	
33	CHILD NUTRITION PROGRAMS			2,584,107
34	CITRUS HEALTH RESPONSE PROGRAM		1,022,159	4,606,038
35	CODE CORRECTIONS		277,000	

Fiscal Year 2012-13 Nonrecurring Appropriations

Adjusted for Vetoes and Supplementals

	Budget Entity/Issue Title	General Revenue	State Trust Funds	Federal Trust Funds
36	ENERGY ASSURANCE CAPABILITIES AND PLANNING FOR SMART GRID RESILIENCY GRANT			658,586
37	ENERGY EFFICIENCY CONSERVATION DEVELOPMENT BLOCK GRANT			391,241
38	FARM SHARE PROGRAM	750,000		
39	FLORIDA AGRICULTURE PROMOTION CAMPAIGN	250,000		
40	FOOD INSPECTION MANAGEMENT SYSTEM (FIMS)		1,059,200	
41	FORESTRY WILDFIRE EQUIPMENT	4,603,000		
42	GIANT AFRICAN LAND SNAIL ERADICATION PROGRAM		1,499,250	4,459,645
43	GRANTS AND AIDS - FIXED CAPITAL OUTLAY			850,000
44	HELICOPTER MAINTENANCE	1,000,000		
45	HYBRIDS WETLANDS	2,000,000		
46	MAINTENANCE AND REPAIR		3,656,192	
47	NORTHERN EVERGLADES AND ESTUARIES PROTECTION AREAS		3,000,000	
48	OYSTER RE-SEEDING AND REHAB			1,350,000
49	REPLACEMENT EQUIPMENT			150,000
50	REPLACEMENT OF LAW ENFORCEMENT RADIO EQUIPMENT		24,563	
51	REPLACEMENT OF MOTOR VEHICLES			406,500
52	SOLAR REBATE INCENTIVE PROGRAM			109,285
53	SUPPORT FOR FOOD BANK	250,000	150,000	
54	VITICULTURE PROGRAM		262,000	
55	WATER CONSERVATION PROGRAMS		400,000	
56	**Total**	**11,505,889**	**18,835,696**	**15,565,402**
57	**Department of Business and Professional Regulation**			
58	FIELD TECHNOLOGY FOR HOTEL AND RESTAURANT INSPECTORS		183,546	
59	LAW ENFORCEMENT EQUIPMENT - UTILIZATION OF FORFEITURE FUNDS FROM FEDERAL LAW ENFORCEMENT TRUST FUND			95,558
60	LAW ENFORCEMENT TRAINING - UTILIZATION OF FORFEITURE FUNDS FROM FEDERAL LAW ENFORCEMENT TRUST FUND			12,320
61	NONRECURRING GENERAL REVENUE FOR DRUGS, DEVICES AND COSMETICS PROGRAM	900,000		
62	NONRECURRING GENERAL REVENUE FOR THE FLORIDA BOXING COMMISSION	200,000		
63	REPLACE LAW ENFORCEMENT RADIO EQUIPMENT		127,687	
64	REPLACEMENT OF MOTOR VEHICLES		173,000	
65	SECURITY SERVICES FOR THE REPUBLICAN NATIONAL CONVENTION			114,306
66	TRANSFER TO VISIT FLORIDA		2,000,000	
67	UPGRADE LICENSEEASE SOFTWARE TO VERSA: REGULATION		1,922,200	
68	**Total**	**1,100,000**	**4,406,433**	**222,184**
69	**Department of Children and Family Services**			
70	ADULT MENTAL HEALTH FLORIDA ASSERTIVE COMMUNITY TREATMENT TEAM INCREASE	680,000		

Fiscal Year 2012-13 Nonrecurring Appropriations

Adjusted for Vetoes and Supplementals

	Budget Entity/Issue Title	General Revenue	State Trust Funds	Federal Trust Funds
71	AMERICANS WITH DISABILITIES ACT AND REHABILITATION ACT COMPLIANCE SETTLEMENT AGREEMENT		169,657	
72	AUTOMATED COMMUNITY CONNECTION TO ECONOMIC SELF SUFFICIENCY ASSET VERIFICATION		1,668,750	1,668,750
73	AUTOMATIC UPDATE OF ELIGIBILITY INFORMATION WITHOUT STAFF INTERVENTION		371,173	1,051,227
74	BOB JANES TRIAGE CENTER	250,000		
75	CHILD ABUSE COORDINATION AND CHILD PROTECTIVE INVESTIGATION REDESIGN			437,760
76	CHILD DEPENDENCY INFORMATION MANAGEMENT REDESIGN		1,960,000	22,940,000
77	CHILD SEXUAL ABUSE AWARENESS AND EDUCATION	997,091		
78	COMMUNITY BASED CARE EQUITY NONRECURRING INCREASE	4,665,811		
79	GRANTS AND AIDS - FIXED CAPITAL OUTLAY	600,000		
80	INCREASED WORKLOAD FOR PRIMARY DATA CENTER TO SUPPORT AN AGENCY		2,412,682	
81	MAINTENANCE ADOPTION SUBSIDIES			6,586,405
82	MARISSA AMORA RELIEF BILL ANNUAL REQUEST		1,700,000	
83	NEW HORIZONS OF THE TREASURE COAST MENTAL HEALTH	500,000		
84	NEW TECHNOLOGY SOLUTION FOR FLORIDA'S PUBLIC ASSISTANCE ELIGIBILITY SYSTEM		6,618,512	59,566,603
85	PASCO COUNTY PRESCRIPTION DRUG ABUSE INITIATIVE	1,000,000		
86	PROJECT WOMEN ASSISTING RECOVERING MOTHERS (WARM)	1,000,000		
87	PROTECTION OF VULNERABLE PERSONS CH 2012-155, LOF (HB 1355)	281,000		
88	RESTORE ADULT COMMUNITY MENTAL HEALTH - COUNTY CRIMINAL JUSTICE GRANTS WITH GENERAL REVENUE	3,000,000		
89	RESTORE CHILDREN'S MENTAL HEALTH SERVICES			3,875,000
90	RESTORE CHILDREN'S SUBSTANCE ABUSE SERVICES			1,125,000
91	RESTORE COMMUNITY ADULT MENTAL HEALTH SERVICES	8,700,000		1,500,000
92	RESTORE COMMUNITY ADULT SUBSTANCE ABUSE SERVICES	900,000		4,000,000
93	RESTORE FUNDING FOR PROGRAMS SUPPORTED BY ADMINISTRATIVE EARNINGS		8,108,249	
94	RESTORE FUNDING FOR THE HEALTHY FAMILIES PROGRAM			2,000,000
95	RESTORE MAINTENANCE ADOPTION SUBSIDIES FUNDING		10,706,743	3,289,655
96	SHERIFF CHILD PROTECTION PASCO COUNTY	1,000,000		
97	VETERANS HOMELESS SUPPORT GROUP	3,000,000		
98	VIOLENT SEXUAL PREDATOR PROGRAM INCREASE IN FACILITY OPERATIONS		1,722,356	

Fiscal Year 2012-13 Nonrecurring Appropriations

Adjusted for Vetoes and Supplementals

	Budget Entity/Issue Title	General Revenue	State Trust Funds	Federal Trust Funds
99	**Total**	**26,573,902**	**35,438,122**	**108,040,400**
100	**Department of Corrections**			
101	BUILDING, FACILITIES MAINTENANCE, AND OPERATIONAL UPKEEP	250,000		
102	CONTINUE FAITH AND CHARACTER-BASED EXPANSION	250,000		
103	DEBT SERVICE	-7,812,201		
104	EXPAND EDIBLE CROPS PROGRAM	300,000		
105	HILLSBOROUGH REENTRY CENTER	125,000		
106	INCREASE FUNDING FOR COMMUNITY CORRECTIONS RESIDENTIAL SUBSTANCE ABUSE PROGRAMS	1,091,511		
107	INCREASED WORKLOAD FOR PRIMARY DATA CENTER TO SUPPORT AN AGENCY	1,762,545		
108	MAINTENANCE AND REPAIR	2,119,660		
109	OPERATION NEW HOPE RE-ENTRY INITIATIVE PROGRAM	150,000		
110	REPLACEMENT OF LAW ENFORCEMENT RADIO EQUIPMENT	39,336		
111	REPLACEMENT OF MOTOR VEHICLES	450,000		
112	RESTORE PRIVATE PRISON REDUCTIONS	2,800,000		
113	RESTORE STAFF REDUCTION	6,700,000		
114	**Total**	**8,225,851**	**0**	**0**
115	**Department of Economic Opportunity**			
116	ADDITIONAL STATE-LEVEL POSITIONS TO ENHANCE FINANCIAL MONITORING AND OVERSIGHT OF REGIONAL WORKFORCE BOARDS			372,628
117	ADVOCATING INTERNATIONAL BUSINESS RELATIONSHIPS		500,000	
118	AFFORDABLE HOUSING PROGRAMS		10,000,000	
119	COMMUNITY PLANNING LITIGATION - PROVIDE FUNDING TO CONTRACT WITH THE ATTORNEY GENERAL'S OFFICE		200,000	
120	CONTINUE FUNDING TO SUPPORT THE FLORIDA DEFENSE SUPPORT TASK FORCE		2,000,000	
121	DISPROPORTIONATELY AFFECTED COMMUNITIES IN BREVARD COUNTY SECTION 76	10,000,000		
122	ECONOMIC DEVELOPMENT CH 2012-32, LOF (HB 7087)	14,900,000	14,900,000	
123	ECONOMIC DEVELOPMENT PROGRAMS	4,000,000	7,150,000	
124	ECONOMIC DEVELOPMENT TOOLS	10,000,000	61,226,719	
125	ECONOMIC GARDENING TECHNICAL ASSISTANCE PROGRAM		2,000,000	
126	GRANTS AND AIDS - FIXED CAPITAL OUTLAY		3,162,490	43,000,000
127	GRANTS AND AIDS - MILITARY BASE PROTECTION		1,000,000	
128	HISPANIC BUSINESS INITIATIVE OUTREACH PROGRAM		775,000	
129	INSTITUTE FOR THE COMMERCIALIZATION OF PUBLIC RESEARCH		1,000,000	
130	MAINTENANCE AND REPAIR			598,200
131	OFFICE OF FILM AND ENTERTAINMENT OPERATIONS		120,000	
132	RESERVE STATE FUNDS FOR ECONOMIC DEVELOPMENT OPPORTUNITIES	25,000,000		

Fiscal Year 2012-13 Nonrecurring Appropriations

Adjusted for Vetoes and Supplementals

	Budget Entity/Issue Title	General Revenue	State Trust Funds	Federal Trust Funds
133	SPACE FLORIDA - MAINTAIN CURRENT FUNDING LEVEL		6,000,000	
134	STATE SMALL BUSINESS CREDIT INITIATIVE			33,225,199
135	UNEMPLOYMENT COMPENSATION BENEFITS SYSTEM REPLACEMENT			20,233,838
136	UNEMPLOYMENT COMPENSATION CH 2012-30 LOF (HB 7027)			100,884
137	UNEMPLOYMENT COMPENSATION SKILLS ASSESSMENT FROM GENERAL REVENUE TO TRUST FUND - ADD	2,300,000		
138	VISIT FLORIDA	8,200,000	2,300,000	
139	WORKFORCE PROJECTS		500,000	
140	**Total**	**74,400,000**	**112,834,209**	**97,530,749**
141	**Department of Education**			
142	AVID HIGHLANDS COUNTY INTERNATIONAL BACCALAUREATE PROGRAM	520,203		
143	BARRY UNIVERSITY - JUVENILE JUSTICE PROGRAM	250,000		
144	BARRY UNIVERSITY - SCHOOL OF PODIATRY	200,000		
145	BIG BROTHERS BIG SISTERS	500,000		
146	BLACK MALE EXPLORERS	200,000		
147	BREVARD COMMUNITY COLLEGE PROGRAM ENHANCEMENT	2,000,000		
148	CAPITOL TECHNICAL CENTER	1,000,000		
149	CONTINUE DEVELOPMENT AND IMPLEMENTATION OF THE EARLY LEARNING STATEWIDE DATA SYSTEM			3,410,865
150	EDUCATION CAPITAL PROJECTS	9,420,000	105,913,406	
151	ENTERPRISE RESOURCE PLANNING SYSTEM - MIAMI-DADE COLLEGE	50,000		
152	FLORIDA EDUCATION FINANCE PROGRAM	39,661,524	50,700,000	
153	FLORIDA INSTITUTE OF TECHNOLOGY	500,000		
154	GIRL SCOUTS OF FLORIDA	100,000		
155	HISTORICALLY BLACK PRIVATE COLLEGES	1,600,000		
156	INSTITUTE FOR CUBAN AMERICAN STUDIES - UNIVERSITY OF MIAMI	100,000		
157	INTEGRATED TECHNOLOGY PILOT PROJECT	850,000		
158	LEARNING FOR LIFE	550,000		
159	MAINTENANCE AND REPAIR		67,586,594	
160	MINORITY TEACHERS SCHOLARSHIP PROGRAM	591,880		
161	NEWS JOURNAL CENTER - DAYTONA STATE COLLEGE	2,000,000		
162	PALM COAST CAMPUS - DAYTONA STATE COLLEGE	4,200,000		
163	POLK STATE COLLEGE PROGRAM ENHANCEMENT	2,000,000		
164	PROJECT TO ADVANCE SCHOOL SUCCESS	100,000		
165	SCHOOL DISTRICT MATCHING GRANTS PROGRAM	500,000		
166	SEMINOLE STATE COLLEGE EXPANSION OF HEALTHCARE PROGRAMS	1,500,000		
167	ST. PETERSBURG COLLEGE - A DAY ON SERVICE	500,000		
168	STATE ADVISORY COUNCIL ON EARLY EDUCATION AND CARE (AMERICAN RECOVERY AND REINVESTMENT ACT)			1,412,405
169	VALENCIA COLLEGE OPERATIONAL SUPPORT	6,036,296		

Fiscal Year 2012-13 Nonrecurring Appropriations

Adjusted for Vetoes and Supplementals

	Budget Entity/Issue Title	General Revenue	State Trust Funds	Federal Trust Funds
170	VALPARAISO STEM MIDDLE SCHOOL	389,825		
171	**Total**	**75,319,728**	**224,200,000**	**4,823,270**
172	**Department of Elder Affairs**			
173	ALZHEIMER'S DISEASE INITIATIVE - FRAIL ELDERS WAITING FOR SERVICES	150,000		
174	COMPREHENSIVE ASSESSMENT AND REVIEW OF LONG TERM CARE SERVICES	5,472		12,768
175	GRANTS AND AIDS - FIXED CAPITAL OUTLAY	1,500,000		
176	INFORMATION TECHNOLOGY INFRASTRUCTURE REPLACEMENT			212,100
177	SERVE ADDITIONAL CLIENTS IN THE AGED AND DISABLED ADULT MEDICAID WAIVER PROGRAM (ADA)	1,300,000		1,775,467
178	**Total**	**2,955,472**	**0**	**2,000,335**
179	**Department of Environmental Protection**			
180	ADDITIONAL RESOURCES REQUIRED TO SUPPORT CONSOLIDATION OF TECHNOLOGY SERVICES		200,000	
181	COMMISSION ON OIL SPILL RESPONSE COORDINATION SECTION 77	500,000		
182	ENVIRONMENTAL PROJECTS	26,850,000	232,607,450	223,675,188
183	GRANTS AND AIDS - FIXED CAPITAL OUTLAY			7,471,030
184	LAND ACQUISITION		24,241,501	6,000,000
185	MAINTENANCE AND REPAIR		15,200,000	4,000,000
186	PETROLEUM TANK CLEANUP PROGRAM SECTION 58			4,022,241
187	STATEWIDE NUMERIC NUTRIENT CRITERIA MONITORING NETWORK	1,606,537	1,606,537	
188	TOTAL MAXIMUM DAILY LOADS SPRINGS ENVIRONMENTAL MONITORING	2,000,000		
189	TRANSFER TO SAVE OUR EVERGLADES TRUST FUND FROM WATER MANAGEMENT LANDS TRUST FUND		20,000,000	
190	**Total**	**30,956,537**	**293,855,488**	**245,168,459**
191	**Department of Financial Services**			
192	CREATE NEW PERSONAL INJURY PROTECTION (PIP) FRAUD UNIT		135,902	
193	FLAIR REPLACEMENT - INDEPENDENT BUSINESS CASE STUDY		1,500,000	
194	FLAIR SUCCESSION PLAN - OVERLAP STAFF TO MAINTAIN FLAIR PROFICIENCY	323,930		
195	MAINTENANCE AND REPAIR		616,047	
196	REPLACEMENT OF STATEWIDE LAW ENFORCEMENT RADIO EQUIPMENT		83,895	
197	STAFF FOR INDEMNITY AND MEDICAL PAYMENTS		1,935	
198	STAFF FOR PROACTIVE LOSS PREVENTION SERVICES		7,296	
199	WORKERS' COMPENSATION INTERNAL SELF-SUFICIENCY INITIATIVE		27,090	
200	**Total**	**323,930**	**2,372,165**	**0**
201	**Fish and Wildlife Conservation Commission**			
202	ENVIRONMENTAL PROJECTS	4,000,000	1,615,000	500,000

Fiscal Year 2012-13 Nonrecurring Appropriations

Adjusted for Vetoes and Supplementals

	Budget Entity/Issue Title	General Revenue	State Trust Funds	Federal Trust Funds
203	EXPANSION OF STATEWIDE ALLIGATOR HARVEST OPPORTUNITIES		107,494	
204	FLORIDA PANTHER AND HUMAN CONFLICT RESOLUTION		401,800	
205	GRANTS AND AIDS - FIXED CAPITAL OUTLAY		1,842,600	
206	REDUCE INVASIVE PLANT MANAGEMENT		-6,500,000	
207	REPLACEMENT OF MOTOR VEHICLES		533,003	
208	REPLACEMENT OF STATEWIDE LAW ENFORCEMENT RADIO EQUIPMENT	1,369,840		
209	SPECIAL PURPOSE		175,000	3,500,000
210	**Total**	**5,369,840**	**-1,825,103**	**4,000,000**
211	**Executive Office of the Governor**			
212	ADMINISTRATIVE TRUST FUND INCREASE - DIVISION OF EMERGENCY MANAGEMENT		300,000	300,000
213	COMMUNITY ASSISTANCE PROGRAM - DIVISION OF EMERGENCY MANAGEMENT		15,000	45,000
214	DEEPWATER HORIZON BLOCK GRANT FUNDING - DIVISION OF EMERGENCY MANAGEMENT		933,145	
215	ENERGY ASSURANCE GRANT PROGRAM - DIVISION OF EMERGENCY MANAGEMENT			8,352
216	ESTABLISHMENT OF THE CORRECTIONAL MEDICAL AUTHORITY	21,672		
217	FEDERAL EMERGENCY MANAGEMENT PERFORMANCE GRANT - INCREASED FUNDING - DIVISION OF EMERGENCY MANAGEMENT			7,845,338
218	FEDERALLY DECLARED DISASTER FUNDING - DIVISION OF EMERGENCY MANAGEMENT		5,754,481	156,853,423
219	FLOOD MITIGATION ASSISTANCE PROGRAM - DIVISION OF EMERGENCY MANAGEMENT		8,256	3,670,670
220	GRANTS AND AIDS - FIXED CAPITAL OUTLAY	5,000,000	3,000,000	
221	KEY STAFF FOR LONG TERM RECOVERY OFFICE - DIVISION OF EMERGENCY MANAGEMENT		44,755	352,330
222	PETROLEUM USAGE AND EMERGENCY ENERGY RESPONSIBILITIES - DIVISION OF EMERGENCY MANAGEMENT		10,944	
223	PRE-DISASTER MITIGATION - DIVISION OF EMERGENCY MANAGEMENT		97,677	3,156,613
224	RADIOLOGICAL EMERGENCY PREPAREDNESS PROGRAM - DIVISION OF EMERGENCY MANAGEMENT		130,000	
225	REPETITIVE FLOOD CLAIMS PROGRAM - DIVISION OF EMERGENCY MANAGEMENT			3,175,434
226	SEVERE REPETITIVE LOSS PROGRAM - DIVISION OF EMERGENCY MANAGEMENT		14,244	1,253,738
227	TRANSPARENCY FLORIDA	1,750,000		
228	**Total**	**6,771,672**	**10,308,502**	**176,660,898**

Fiscal Year 2012-13 Nonrecurring Appropriations

Adjusted for Vetoes and Supplementals

	Budget Entity/Issue Title	General Revenue	State Trust Funds	Federal Trust Funds
229	**Department of Health**			
230	AMERICAN RECOVERY AND REINVESTMENT ACT (ARRA) - BEHAVIORAL RISK FACTOR SURVEILLANCE, DIABETES PREVENTION, HEALTHY COMMUNITY, TOBACCO			308,820
231	AMERICAN RECOVERY AND REINVESTMENT ACT (ARRA) - EPIDEMIOLOGY AND LABORATORY CAPACITY (ELC)			23,915
232	AMERICAN RECOVERY AND REINVESTMENT ACT (ARRA) - EXPANSION OF RESEARCH CAPABILITY TO STUDY COMPARATIVE EFFECTIVENESS IN COMPLEX PATIENTS			160,058
233	BIOMEDICAL RESEARCH PROGRAM	5,000,000		
234	CHILDREN'S MEDICAL SERVICES DEVELOPMENT AND INTEGRATION PROJECT			831,171
235	GRANTS AND AIDS - FIXED CAPITAL OUTLAY	5,000,000		8,313,858
236	HEALTHY START COALITION FUNDING RESTORATION	1,000,000		
237	MAINTENANCE AND REPAIR		7,533,960	
238	MARY BROGAN BREAST AND CERVICAL CANCER EARLY DETECTION PROGRAM	1,236,473		
239	NITROGEN REDUCTION STRATEGIES	1,500,000		
240	PROVIDE TEMPORARY ASSISTANCE TO NEEDY FAMILIES (TANF) FUNDING			1,900,000
241	PROVIDE TEMPORARY ASSISTANCE TO NEEDY FAMILIES (TANF) FUNDING FOR EARLY STEPS PROGRAM			3,600,000
242	RESTORE FUNDING IDENTIFIED AS NONRECURRING IN THE FISCAL YEAR 2011-12 GENERAL APPROPRIATIONS ACT	800,000		
243	SPECIAL PURPOSE		1,736,947	
244	WOMEN, INFANTS AND CHILDREN (WIC) DATA SYSTEM PLANNING AND DEVELOPMENT			3,932,141
245	**Total**	**14,536,473**	**9,270,907**	**19,069,963**
246	**Department of Highway Safety and Motor Vehicles**			
247	CONTINUE FEDERAL GRANT FUNDING FOR FLORIDA DRIVER LICENSE BIOMETRIC IDENTIFICATION FACIAL RECOGNITION SOFTWARE GRANTS			767,097
248	CONTINUE FEDERAL GRANT FUNDING FOR PREVENTATIVE RADIOLOGICAL NUCLEAR DETECTION ENHANCEMENT PROJECT			290,000
249	CONTINUE FUNDING FOR STANDBY/DISASTER RECOVERY		252,551	
250	CONTINUE THE 2010 REAL IDENTIFICATION DRIVER LICENSE SECURITY GRANT PROGRAM			850,000
251	DRIVER AND VEHICLE INFORMATION SYSTEM MODERNIZATION (DAVID)		760,000	
252	GRANTS AND AIDS - PROVIDE FUNDING FOR PRESIDENTIAL NOMINATING CONVENTION			1,764,663
253	IMPLEMENT ADDRESS VERIFICATION SOFTWARE		230,480	

Fiscal Year 2012-13 Nonrecurring Appropriations

Adjusted for Vetoes and Supplementals

	Budget Entity/Issue Title	General Revenue	State Trust Funds	Federal Trust Funds
254	INCREASED WORKLOAD FOR PRIMARY DATA CENTER TO SUPPORT AN AGENCY		206,579	
255	LAW ENFORCEMENT RADIO SYSTEM REPLACEMENT EQUIPMENT		96,418	
256	MAINTENANCE AND REPAIR		3,698,555	
257	PROVIDE FUNDING FOR THE 2011 DEPARTMENT OF HOMELAND SECURITY REAL IDENTIFICATION DRIVER LICENSE SECURITY GRANT			950,000
258	REPLACEMENT OF MOTOR VEHICLES	4,830,341	1,169,659	
259	TRANSFER FROM DEFERRED-PAYMENT COMMODITY TO TAX COLLECTOR NETWORK TO FUND REFRESH FLORIDA REAL TIME VEHICLE INFORMATION SYSTEM - DEDUCT		-2,311,034	
260	TRANSFER TO TAX COLLECTOR NETWORK FROM DEFERRED-PAYMENT COMMODITY TO FUND REFRESH OF THE FLORIDA REAL TIME INFORMATION SYSTEM - ADD		2,311,034	
261	**Total**	**4,830,341**	**6,414,242**	**4,621,760**
262	**Justice Administration**			
263	CLERK FUNDING FOR BACKLOG OF FORECLOSURE CASES	2,000,000		
264	INCREASED FUNDING FOR GUARDIAN AD LITEM	1,800,000		
265	MAXIMIZE USE OF INDIGENT CRIMINAL DEFENSE TRUST FUNDS FOR OPERATING EXPENDITURES		22,529	
266	MAXIMIZE USE OF TRUST FUND REVENUES FOR OPERATING EXPENDITURES		500,000	
267	REPLACEMENT OF MOTOR VEHICLES		2,844,844	128,681
268	**Total**	**3,800,000**	**3,367,373**	**128,681**
269	**Department of Juvenile Justice**			
270	BOYS AND GIRLS CLUBS - GANG PREVENTION THROUGH TARGETED OUTREACH	2,000,000		
271	MAINTENANCE AND REPAIR	1,800,000		
272	MAINTENANCE AND UPKEEP FOR THE DESOTO FACILITY	250,000		
273	**Total**	**4,050,000**	**0**	**0**
274	**Department of Law Enforcement**			
275	IMPLEMENT CRIMINAL JUSTICE INFORMATION SERVICES TECHNICAL COMPLIANCE AUDITS		7,296	
276	REPLACEMENT OF LAW ENFORCEMENT RADIOS	1,659,395		
277	SECURITY SERVICES FOR THE REPUBLICAN NATIONAL CONVENTION			1,051,631
278	**Total**	**1,659,395**	**7,296**	**1,051,631**
279	**Department of Legal Affairs**			
280	COUNCIL ON THE SOCIAL STATUS OF BLACK MEN AND BOYS	100,000		
281	CUBAN-AMERICAN BAR ASSOCIATION	50,000		

Fiscal Year 2012-13 Nonrecurring Appropriations

Adjusted for Vetoes and Supplementals

	Budget Entity/Issue Title	General Revenue	State Trust Funds	Federal Trust Funds
282	PROTECTION OF VULNERABLE PERSONS CH 2012-155, LOF (HB 1355)	1,500,000		
283	**Total**	**1,650,000**	**0**	**0**
284	**Legislature**			
285	CONTINGENCY FUND	1,000,000		
286	WORKLOAD	8,050,000		
287	**Total**	**9,050,000**	**0**	**0**
288	**Department of the Lottery**			
289	FLORIDA LOTTERY INTEGRATED SECURITY SYSTEM		571,961	
290	INCREASE TO PAID ADVERTISING AND PROMOTION		4,000,000	
291	**Total**	**0**	**4,571,961**	**0**
292	**Department of Management Service**			
293	ACCESSING HEALTH CARE DATA THROUGH A SERVICE PROVIDER		600,000	
294	CODE CORRECTIONS		372,242	
295	DOMESTIC SECURITY - FLORIDA INTEROPERABILITY NETWORK (FIN) INSUFFICIENT FUNDING		2,000,000	
296	DOMESTIC SECURITY - FLORIDA MUTUAL AID BUILD OUT (MAB) INSUFFICIENT FUNDING		3,000,000	
297	FEDERAL GRANT - DEVELOP AND MAINTAIN STATEWIDE BROADBAND MAP			801,698
298	INFORMATION TECHNOLOGY EQUIPMENT REFRESH - ADD	137,550		
299	INTERIOR REFURBISHMENT OF LEASED SPACE IN THE FLORIDA FACILITIES POOL		1,429,509	
300	MAINTENANCE AND REPAIR	1,109,000	7,775,723	
301	REDUCE MYFLORIDA MARKETPLACE (MFMP) CONTRACT		7,400,000	
302	REPLACEMENT OF STATEWIDE LAW ENFORCEMENT RADIO EQUIPMENT		7,189	
303	STATEWIDE LAW ENFORCEMENT RADIO SYSTEM (SLERS)	4,500,000		
304	TENANT SPACE IMPROVEMENT FUNDS		754,367	
305	NORTHWOOD RESOURCE CENTER - FLORIDA PUBLIC ASSISTANCE ELIGIBILITY SYSTEM		1,133,985	
306	SOUTHWOOD RESOURCE CENTER - INCREASED WORKLOAD FOR PRIMARY DATA CENTER TO SUPPORT AN AGENCY		654,500	
307	**Total**	**5,746,550**	**25,127,515**	**801,698**
308	**Department of Military Affairs**			
309	ABOUT FACE PROGRAM	750,000		
310	ADDITIONAL EQUIPMENT			331,538
311	ADDITIONAL EQUIPMENT - CAMP BLANDING			746,000
312	FEDERAL/STATE COOPERATIVE AGREEMENT SUPPORT			87,120
313	FORWARD MARCH PROGRAM	1,250,000		
314	INFORMATION TECHNOLOGY INFRASTRUCTURE REPLACEMENT	130,030		90,000

Fiscal Year 2012-13 Nonrecurring Appropriations

Adjusted for Vetoes and Supplementals

	Budget Entity/Issue Title	General Revenue	State Trust Funds	Federal Trust Funds
315	INTEGRATED EMERGENCY OPERATIONS MANAGEMENT INFORMATION SYSTEM	25,000		
316	MAINTENANCE AND REPAIR	15,000,000		
317	SPECIAL PURPOSE			347,000
318	WORKER COMPENSATION FOR STATE ACTIVE DUTY	296,404		
319	**Total**	**17,451,434**	**0**	**1,601,658**
320	**Parole Commission**			
321	ENSURING THE RIGHTS OF VICTIMS	3,648		
322	**Total**	**3,648**	**0**	**0**
323	**Public Service Commission**			
324	ENERGY EFFICIENCY AND CONSERVATION ACT CH 2012-117 LOF (HB 7117)		250,000	
325	**Total**	**0**	**250,000**	**0**
326	**Department of Revenue**			
327	AID TO LOCAL GOVERNMENTS - AERIAL PHOTOGRAPHY/MAPPING	700,000		
328	CHILD SUPPORT AUTOMATED MANAGEMENT SYSTEM (CAMS) - PHASE II		1,587,758	3,082,118
329	CHILD SUPPORT AUTOMATED MANAGEMENT SYSTEM (CAMS) OPERATIONS AND MAINTENANCE		1,552,781	3,021,517
330	FISCALLY CONSTRAINED COUNTIES - AD VALOREM TAX	26,337,260		
331	INFORMATION SHARING WITH CONSUMER REPORTING AGENCIES		68,000	
332	ONE STOP REGISTRATION	3,000,000		
333	PROGRAM IMPLEMENTATION OF THE FEDERAL DEFICIT REDUCTION ACT OF 2005	1,626,991		
334	RELOCATION OF CLEARWATER SERVICE CENTER TO STATE-OWNED OFFICE SPACE		987,120	468,024
335	RESTORE AUDIT STAFF TO GENERAL TAX ADMINISTRATION PROGRAM	72,960		
336	SUNTAX DATA ARCHIVING		490,000	
337	UNEMPLOYMENT COMPENSATION CH 2012-30 LOF (HB 7027)			100,884
338	**Total**	**31,737,211**	**4,685,659**	**6,672,543**
339	**State Court System**			
340	BUILDING, FACILITIES MAINTENANCE, AND OPERATIONAL UPKEEP	51,000		
341	COURTHOUSE FURNISHINGS - NONPUBLIC AREAS	517,752		
342	DOMESTIC VIOLENCE GPS INITIATIVE PILOT PROGRAM	948,720		
343	FUNDING FOR BACKLOG OF FORECLOSURE CASES	4,000,000		
344	INCREASE FUNDING FOR THE CHILD ADVOCACY CENTERS	3,200,000		
345	JUDICIAL INQUIRY SYSTEM	250,000		
346	MAINTENANCE AND REPAIR	1,000,000		
347	**Total**	**9,967,472**	**0**	**0**

Fiscal Year 2012-13 Nonrecurring Appropriations

Adjusted for Vetoes and Supplementals

	Budget Entity/Issue Title	General Revenue	State Trust Funds	Federal Trust Funds
348	**Department of State**			
349	ADVERTISING PROPOSED CONSTITUTIONAL AMENDMENT	193,705		
350	ADVERTISING PROPOSED CONSTITUTIONAL AMENDMENTS	1,431,723		
351	CULTURAL AND MUSEUM GRANTS	5,175,000		
352	DEPARTMENT WIDE LITIGATION EXPENSES	500,000		
353	FLORIDA HUMANITIES COUNCIL	350,000		
354	GRANTS AND AIDS - FIXED CAPITAL OUTLAY	3,980,822		
355	HISTORIC PRESERVATION GRANTS	3,850,000		
356	HISTORIC PROPERTIES-MAINTENANCE	200,000		
357	INCREASED FUNDING FOR STATE AID TO LIBRARIES	8,031,398		
358	MAINTENANCE AND REPAIR	1,645,047		
359	REIMBURSEMENTS TO COUNTIES FOR SPECIAL ELECTIONS	2,000,000		
360	SPECIAL PURPOSE	2,500,000		
361	SUPPORT FOR FEDERAL ELECTION ACTIVITIES (HAVA)			1,000,000
362	**Total**	**29,857,695**	**0**	**1,000,000**
363	**Department of Transportation**			
364	ADDITIONAL EQUIPMENT FOR THE MATERIALS AND TESTING LABORATORIES		319,000	
365	CODE CORRECTIONS		626,500	
366	CONSTRUCTION MATERIAL ACCEPTANCE CERTIFICATION		722,400	
367	ENVIRONMENTAL PROJECTS		1,270,000	
368	FLORIDA PERMANENT REFERENCE NETWORK		631,750	671,750
369	MAINTENANCE AND REPAIR		3,707,321	
370	REPLACEMENT EQUIPMENT FOR MATERIALS AND TESTING LABORATORIES		867,500	
371	SUPPORT FOR TRANSPORTATION DISADVANTAGED		5,000,000	
372	TRANSPORTATION WORK PROGRAM	4,000,000	4,763,520,221	2,462,298,596
373	**Total**	**4,000,000**	**4,776,664,692**	**2,462,970,346**
374	**State University System**			
375	ALIGN APPROPRIATIONS WITH REVENUE ESTIMATES	-300,000,000		
376	CROP PROTECTION RESEARCH - INSTITUTE OF FOOD AND AGRICULTURAL SCIENCES	700,000		
377	EXPANSION OF NURSING DEGREE PROGRAM - FLORIDA INTERNATIONAL UNIVERSITY	500,000		
378	FLORIDA ATLANTIC UNIVERSITY AMI EXPERIENTIAL EDUCATION CURRICULUM	1,500,000		
379	FLORIDA CALADIUM INDUSTRY RESEARCH	417,000		
380	FLORIDA INTERNATIONAL UNIVERSITY DEMOCRACY CONFERENCE	500,000		
381	FLORIDA INTERNATIONAL UNIVERSITY WASHINGTON CENTER FOR INTERNSHIPS AND ACADEMIC SEMINARS	250,000		
382	FLORIDA STATE UNIVERSITY CROP PROTECTION RESEARCH	300,000		

Fiscal Year 2012-13 Nonrecurring Appropriations

Adjusted for Vetoes and Supplementals

	Budget Entity/Issue Title	General Revenue	State Trust Funds	Federal Trust Funds
383	FLORIDA STATE UNIVERSITY INTEGRATED TECHNOLOGY INNOVATION ECONOMY RECRUIT FLORIDA	300,000		
384	INSTITUTE FOR HUMAN AND MACHINE COGNITION	33,000		
385	ONLINE UNIVERSITY STUDY	300,000		
386	RESEARCH CORRIDORS/ECONOMIC DEVELOPMENT (I-4)	2,000,000		
387	STATE UNIVERSITY PERFORMANCE BASED INCENTIVES	15,000,000		
388	TARGETED STUDENT ASSISTANCE PROGRAMS - FLORIDA AGRICULTURAL AND MECHANICAL UNIVERSITY (FAMU)	5,000,000		
389	UNIVERSITY OF SOUTH FLORIDA (USF) SARASOTA-MANATEE CAMPUS OPERATIONAL SUPPORT	2,000,000		
390	UNIVERSITY OF WEST FLORIDA PHYSICAL THERAPY EDUCATION PARTNERSHIP	1,000,000		
391	**Total**	**-270,200,000**	**0**	**0**
392	**Department of Veterans' Affairs**			
393	BENEFITS AND ASSISTANCE INCREASE STAFFING	21,288		
394	HEALTH INFORMATION TECHNOLOGY SYSTEMS UPGRADE		438,360	292,240
395	MAINTENANCE AND REPAIR		1,224,400	220,000
396	STATE NURSING HOME REPLACEMENT EQUIPMENT		494,453	199,829
397	**Total**	**21,288**	**2,157,213**	**712,069**
398	**Total Nonrecurring Appropriations**	**157,752,058**	**5,550,500,476**	**3,507,662,346**

Note: Negative nonrecurring appropriations automatically restore reductions and have the effect of increasing the recurring budget for FY 2013-14.

Vetoed Appropriations for Fiscal Year 2012-13

Line #	Title	General Revenue	Trust	Total
24	Inclusive Transition and Employment Management Program (ITEM)	839,000	-	839,000
54 A	Special Categories - Grants And Aids - Medical Training And Simulation Laboratory	3,077,493	-	3,077,493
55 B	PhD Program in Biomedical Science	560,199	-	560,199
55 B	College of Medicine	3,137,116	-	3,137,116
55 C	University of Miami - Rosenstiel Marine Science	89,574	-	89,574
55 C	University of Miami - BS and MFA in Motion Pictures	159,245	-	159,245
55 C	Florida Institute of Technology - BS Engineering and Science Education	128,759	-	128,759
55 D	Special Categories - Grants And Aids - Regional Diabetes Center - University Of Miami	244,011	-	244,011
56 A	Osteopathic Medicine, Optometry, Pharmacy, and Nursing Programs	4,150,054	-	4,150,054
56 A	Rural and Unmet Needs	84,695	-	84,695
87	Panhandle Area Educational Consortium (PAEC) Distance Learning Teacher Training	300,000	-	300,000
87 A	Panhandle Area Educational Consortium (PAEC) Non-Phonemic Reading Instruction	750,000	-	750,000
87 A	Tune in to Reading	250,000	-	250,000
87 C	Southwest Florida Destination Graduation Program	3,250,000	-	3,250,000
91 A	Special Categories - Grants And Aids - Regional Education Consortium Services	1,445,390	-	1,445,390
92	National Center for Sports Safety (NCSS) - PREPARE Course	300,000	-	300,000
92 A	Girls Incorporated of Sarasota County	100,000	-	100,000
92 A	Learn to Earn	302,800	-	302,800
92 A	Center for Digital Learning and Education	2,000,000	-	2,000,000
92 A	Our Children's Academy	100,000	-	100,000
92 A	Workforce and Career Enhancement - Lake County	52,314	-	52,314
92 A	Workforce and Career Enhancement - St. Johns County	195,217	-	195,217
102	Broward Education Communication Network (BECON)	50,000	-	50,000
102	Panhandle Area Educational Consortium (PAEC) Web Based Counseling Program	336,477	-	336,477
139 A	Degree Completion Pilot Project - UWF	2,500,000	-	2,500,000
174 A	Florida Medical Schools Quality Network	-	3,000,000	3,000,000
174 A	Structured Family Caregiving Model	1,000,000	-	1,000,000
193	Hospital Reimbursement Ceiling Exemption	847,936	1,158,064	2,006,000
198	Hospital Reimbursement Ceiling Exemption	589,244	804,756	1,394,000
207	Vagus Nerve Stimulation Devices	676,320	923,680	1,600,000
250	Dan Marino Project	500,000	-	500,000
282	Billy Joe Rish Recreational Park	500,000	-	500,000
318	Child Welfare Case Management Staff Overtime Settlement	750,000	-	750,000
322	Florida Council Against Sexual Violence	1,500,000	-	1,500,000
336	Community Base Care of Central Florida	2,500,000	-	2,500,000
345	Camillus House	250,000	-	250,000
345	Citrus Health Network	455,000	-	455,000
345	New Horizons Community Mental Health Center	100,000	-	100,000
345	Seminole Behavioral Health	350,000	-	350,000
345	Pinellas Receiving Facility	250,000	-	250,000
345	Baptist Health Care Lakeview Center	1,500,000	-	1,500,000

Vetoed Appropriations for Fiscal Year 2012-13

Line #	Title	General Revenue	Trust	Total
346	Additional Crisis Stabilization beds contract with not-for-profit facility in the Thirteenth Judicial Circuit Hillsborough County	400,000	-	400,000
346	Manatee Glens County Crisis Stabilization Unit	750,000	-	750,000
352	Indigent Psychiatric Medication Program	500,000	-	500,000
366	Recovery House Central Florida	1,560,000	-	1,560,000
379	Richmond Heights Resource Center	100,000	-	100,000
379	Goulds Coalition of Ministries and Lay People	100,000	-	100,000
404	Alzheimer's Family Care Center of Broward County	250,000	-	250,000
404	Mt. Sinai - Brain Bank	100,000	-	100,000
405	Aging Resource Centers	1,000,000	1,000,000	2,000,000
405	Choice Counseling	2,000,000	2,000,000	4,000,000
469	Countywide Mobile Health Unit	200,000	-	200,000
477	University of Miami - Crohn's Disease and Ulcerative Colitis Project	500,000	-	500,000
477	Nova Southeastern University	1,950,000	-	1,950,000
477	Apopka Family Health Center	500,000	-	500,000
477	Diabetes Advisory Council	50,000	-	50,000
541	Children Immunizations - Meningococcal Conjugate Vaccine	940,000	-	940,000
543	Brain Tumor Registry Program - McKnight Brain Institute	500,000	-	500,000
549 B	Joe DiMaggio Children's Hospital - Cardiac Lab and Operating Room	250,000	-	250,000
554	Fetal Alcohol Clinic	100,000	-	100,000
556	Children's Hospital - Planning and Design	1,500,000	-	1,500,000
556 A	Autism Center of Miami	100,000	-	100,000
579	Student Training and Rural Clinic Operations	1,600,000	-	1,600,000
586	Brain and Spinal Research at University of Miami	400,000	-	400,000
587 A	Florida Agricultural and Mechanical University Crestview Center	1,500,000	-	1,500,000
589	Broward Children's Center	150,000	-	150,000
633	Inmate Phone Service	10,000	-	10,000
746	Remote Transcription Services	250,000	-	250,000
774	WestCare substance abuse treatment program	150,000	-	150,000
776	WestCare Foundation Inc. Pilot Program	350,000	-	350,000
1203	Transition Planning	2,450,000	-	2,450,000
1249 A	Grants And Aids To Local Governments And Nonstate Entities - Fixed Capital Outlay - Facility Repairs Maintenance And Construction	200,000	-	200,000
1270	Virtual Education	450,000	-	450,000
1299	Flagler County Jail - Planning	250,000	-	250,000
1299	Security for Presidential Debate	250,000	-	250,000
1333	Family Justice Center	100,000	-	100,000
1339 A	Special Categories - Civil Legal Assistance	2,000,000	-	2,000,000
1437 A	Special Categories - Babcock Ranch Incorporated	97,000	-	97,000
1443 A	Aid To Local Governments - Grants And Aids - Lehigh Acres Wildfire Suppression	100,000	-	100,000
1471	Mosquito Control Research	-	1,116,632	1,116,632
1479 A	Special Categories - Acquisition Of Motor Vehicles	-	200,000	200,000
1497 A	Special Categories - Florida Horse Park	500,000	-	500,000

Vetoed Appropriations for Fiscal Year 2012-13

Line #	Title	General Revenue	Trust	Total
1645 A	Grants And Aids To Local Governments And Nonstate Entities - Fixed Capital Outlay - Grants And Aids - South Florida Water Management District Flood Mitigation Inventory And Implementation Plan	4,000,000	-	4,000,000
1662	TMDL - Rainbow Springs Restoration Plan	-	60,000	60,000
1683 A	City of Okeechobee - Park of Commerce - Storm-water	200,000	-	200,000
1683 A	City of Okeechobee - Storm-water Retrofit	250,000	-	250,000
1683 A	Okeechobee Utility Authority - Wastewater Improvements	550,000	-	550,000
1683 A	Town of Pembroke Park - Storm-water Retrofit	100,000	-	100,000
1683 A	Hardee County - Wastewater Treatment	765,000	-	765,000
1683 A	City of Moore Haven - Storm-water Improvement	100,000	-	100,000
1683 A	City of LaBelle - Waste Water Treatment Plant	2,318,172	-	2,318,172
1683 A	Hendry County - Airglades Airport Utility System Force Main Line Extension	3,500,000	-	3,500,000
1683 A	Imperial River - Oak Creek Water Quality Project and Harbor River Ponds/Spring Creek Water Enhancement	250,000	-	250,000
1683 A	Eau Gallie River (EGRET) Dredging Project	100,000	-	100,000
1683 A	City of Belleview - South 441 Project	1,500,000	-	1,500,000
1683 A	Sumter County - Feasibility Study of Lake Panasoffkee Wastewater System	35,000	-	35,000
1683 A	Crystal River Kings Bay Environmental Enhancement	100,000	-	100,000
1683 A	Hialeah Stormwater Rehabilitation	140,000	-	140,000
1683 A	St. Lucie River Environmental Enhancement	100,000	-	100,000
1683 A	Santa Rosa County Navarre Pass Feasibility Study	150,000	-	150,000
1683 A	Umatilla City Sewer	352,163	-	352,163
1683 A	Miami River Environmental Enhancement	100,000	-	100,000
1683 A	St. Johns River Economic Analysis Study - University of North Florida	400,000	-	400,000
1683 A	Palm Beach County Water Treatment - Glades Area	1,000,000	-	1,000,000
1683 A	Hillsborough Avenue & 30th Street - Stormwater Improvements	200,000	-	200,000
1731 A	Grants And Aids To Local Governments And Nonstate Entities - Fixed Capital Outlay - Natural Habitat Park And Environmental Center - Seminole Campus St. Petersburg College	-	100,000	100,000
1828	LaBelle City Wharf Improvement Project	350,000	-	350,000
1918	Central Florida Regional Transportation Authority -LYNX	-	1,200,000	1,200,000
1922	Port St. Joe - Port Repairs - Rural Areas of Critical Economic Concern (RACEC) Seaport Funding	-	5,000,000	5,000,000
1946	Road Maintenance Vehicle Replacement - City of Hialeah	72,769	-	72,769
1946	Road Maintenance Equipment - City of Hialeah	196,846	-	196,846
1968 A	Miami River Environmental Enhancements - Lummus Park/Docks and Piers for Commercial Use	-	100,000	100,000
1968 A	N.W. 25th Avenue Improvements - City of Miami Gardens	-	300,000	300,000
1968 A	Little River Canal Seawall Remediation Project - Village of El Portal	-	150,000	150,000

Vetoed Appropriations for Fiscal Year 2012-13

Line #	Title	General Revenue	Trust	Total
1968 A	S.W. 56th Avenue (Martin Luther King Boulevard) Transportation Enhancements - City of West Park	-	150,000	150,000
1968 A	Traffic Improvements - SW 190th Extension - Town of Southwest Ranches	-	243,000	243,000
1968 A	West End Bridge Crossing	-	500,000	500,000
1968 A	State Road 44 and Meadowcrest Boulevard - Citrus County	-	200,000	200,000
1968 A	Transportation Expressway Authority Grants	-	4,000,000	4,000,000
1968 A	Fairgreen Road Extension - Port St. Lucie	-	1,100,000	1,100,000
1968 A	N.W. 21st Street Roadway Improvement - Lauderdale Lakes	-	500,000	500,000
2007 A	Special Categories - Payment To Expressway Authorities	-	12,322,862	12,322,862
2249 A	Goodwill Industries of South Florida	-	250,000	250,000
2252	Regional Workforce Boards - Services to Youth in Disadvantaged Neighborhoods	-	3,000,000	3,000,000
2280 A	Urban League	-	250,000	250,000
2284 A	Special Categories - Grants And Aids - Regional Planning Councils	2,500,000	-	2,500,000
2292 A	Torry Island Master Plan Development	50,000	-	50,000
2292 A	Renaissance of the Parramore Neighborhood in Downtown Orlando	900,000	-	900,000
2292 A	Pine Hills Neighborhood Redevelopment Project - Orange County	2,000,000	-	2,000,000
2292 A	Dr. J.B. Callahan Neighborhood Center in Parramore - renovation and expansion	1,000,000	-	1,000,000
2292 A	Public Infrastructure Improvement - City of Miami	5,000,000	-	5,000,000
2306 A	CAMACOL FILM	-	150,000	150,000
2306 A	Entrepreneurial Academy of the African American Chamber of Commerce	-	100,000	100,000
2306 A	The Greater Caribbean Chamber of Commerce	-	50,000	50,000
2306 B	West Orange County Economic Development Business Center	-	1,000,000	1,000,000
2306 B	University of Central Florida Small Business Incubator	-	1,000,000	1,000,000
2306 B	Hialeah Chamber of Commerce and Industries	-	100,000	100,000
2340 A	Lump Sum - Transparency Support And Maintenance	-	1,411,334	1,411,334
2488 A	Special Categories - Transfer To Florida Catastrophic Storm Risk Management Center At Florida State University	-	350,000	350,000
2518 A	Special Categories - Workers' Compensation Research Institute Study	-	195,000	195,000
2685 A	Aid To Local Governments - Grants And Aids - Projects, Contracts And Grants	-	250,000	250,000
2762	Tenant Broker Reimbursement	294,820	-	294,820
2821 A	Special Categories - Matchmaker Conference	-	185,000	185,000
3141 B	Special Categories - Historic Property Planning	250,000	-	250,000
3143	Historic Hampton House - Miami	100,000	-	100,000
3143	Historical Log Cabin - The Village of Biscayne Park	150,000	-	150,000
3143	Captain Hendry House Rehabilitation - LaBelle	43,600	-	43,600
3149 A	Grants And Aids To Local Governments And Nonstate Entities - Fixed Capital Outlay - Historic Project - Holocaust Documentation And Education Center Rail Car Renovation	500,000	-	500,000

Vetoed Appropriations for Fiscal Year 2012-13

Line #	Title	General Revenue	Trust	Total
3162 A	Aid To Local Governments - Grants And Aids - Library Cooperatives	1,500,000	-	1,500,000
3174 A	Florida Aquarium	500,000	-	500,000
3174 A	Lake Wales Arts Council	50,000	-	50,000
3174 A	Family Empowerment and Intervention - North Miami	100,000	-	100,000
3174 A	Haitian Heritage Museum Project	75,000	-	75,000
3174 A	Bay of Pigs Museum	500,000	-	500,000
3174 A	Science and Discovery Center of Northwest Florida	250,000	-	250,000
3174 A	Heritage Trail Net Work Black History House - Tallahassee	300,000	-	300,000
3174 B	Special Categories - Grants And Aids - Florida African-American Heritage Preservation Network	250,000	-	250,000
3202 A	Small County Courthouse - Gadsden	50,000	-	50,000
3202 A	Small County Courthouse - Glades	400,000	-	400,000
3202 A	Small County Courthouse - Hardee	325,000	-	325,000
3202 A	Small County Courthouse - Hendry	1,500,000	-	1,500,000
	Total Line Item Vetoes:	95,746,214	44,420,328	140,166,542
Other Sections				
B0055	City of LaBelle 1.5 MGD RO Membrane Water Treatment Plant Phase 1a	300,000	-	300,000
B0055	Port LaBelle Gravity Sewer Rehab	500,000	-	500,000
B0055	City of Minneola Waste Water Line Extension	300,000	-	300,000
B0055	Cape Coral/Fort Myers Reclaimed Interconnect	900,000	-	900,000
B0082	Okaloosa County Library	85,635	-	85,635
B0083	Frank Lloyd Wright House at Florida Southern College	500,000	-	500,000
B0093	Department of Children and Families Abuse Hotline Budget Amendment	-		
	Total Other Sections	2,585,635	-	2,585,635
Grand Total		**98,331,849**	**44,420,328**	**142,752,177**

Note: The above totals include $585,635 related to Fiscal Year 2011-12 vetoes and $142,166,542 related to Fiscal Year 2012-13 vetoes.

Chart 9
Projected FY 2012-13 Recurring General Revenue Sources
(Dollars In Millions)

Funding Source	Dollars	Percent
Sales Tax/General Revenue (GR)	18,059.1	74.0%
Corporate Income Tax	2,109.9	8.6%
Highway Safety Fees	876.6	3.6%
Insurance Premium Tax	594.5	2.4%
Service Charges	450.1	1.8%
Article V Fees	366.7	1.5%
Beverage Tax & Licenses	358.2	1.5%
Medical-Hospital Fees	308.3	1.3%
Corporate Filing Fees	260.0	1.1%
Documentary Stamp Tax	188.0	0.8%
Indian Gaming Revenues	104.3	0.4%
Other Taxes & Fees	724.4	3.0%
Total Recurring General Revenue	**24,400.1**	**100.0%**
Less: Refunds	(295.7)	
Net Recurring General Revenue	**24,104.4**	

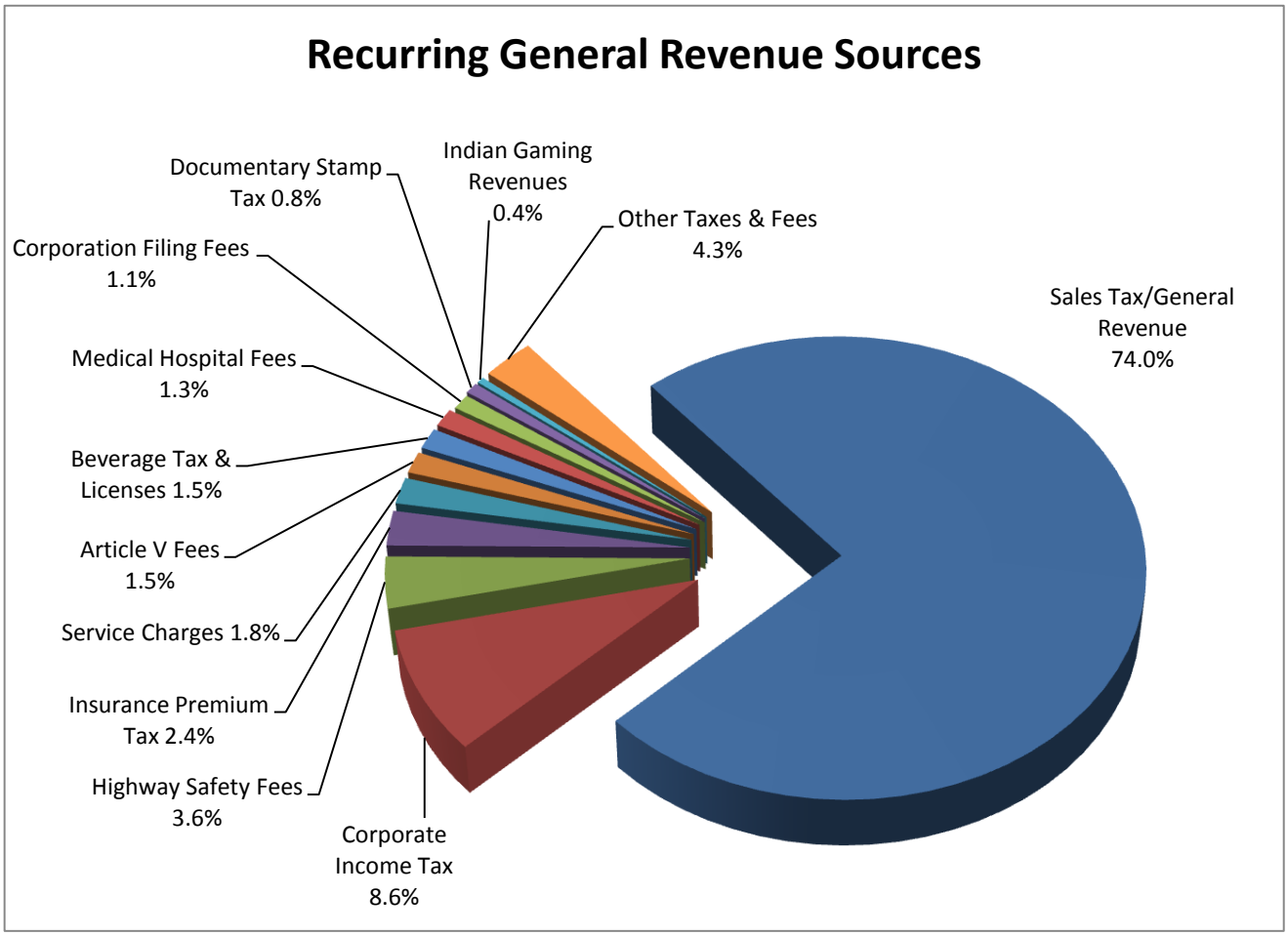

GENERAL REVENUE FUND
CONSENSUS REVENUE ESTIMATING CONFERENCE
RETROSPECT
FY 2009-10 and FY 2010-11
(MILLIONS OF DOLLARS)

07-Oct-2011

	RECURRING FUNDS	NON-RECURRING FUNDS	TOTAL ALL FUNDS
FUNDS AVAILABLE 2009-10			
Balance forward from 2008-09	0.0	631.4	631.4
Miscellaneous adjustments	0.0	0.1	0.1
Revenue collections	21,488.8	46.7	21,535.5
Transfers from trust funds	0.0	599.1	599.1
FCO reversions	0.0	30.8	30.8
Federal funds interest earnings rebate	(0.6)	0.0	(0.6)
Total 2009-10 funds available	21,488.2	1,308.1	22,796.3
EXPENDITURES 2009-10			
Operations	9,299.3	838.4	10,137.7
Aid to Local Government	10,958.6	58.5	11,017.1
Fixed Capital Outlay	52.7	10.0	62.7
FCO/Aid to Local Governments	0.0	2.9	2.9
Nonoperating disbursements	0.0	2.6	2.6
Total 2009-10 expenditures	20,310.6	912.4	21,223.0
ENDING BALANCE	1,177.6	395.7	1,573.2

The cash balance in the Budget Stabilization Fund (not shown here) at the end of FY 2009-10 was $274.9 million. This figure does not include the full repayment of hurricane-related budget amendments transferring funds to the Casualty Insurance Risk Management TF (EOG #2004-0483 for $11.0 million and EOG #2005-0205 for $11.8 million). At Fiscal Year end, $6.4 million remains to be repaid.

FUNDS AVAILABLE 2010-11			
Balance forward from 2009-10	0.0	1,573.2	1,573.2
Miscellaneous Adjustments	0.0	0.1	0.1
Revenue collections	22,217.1	356.9	22,574.0
Seminole Gaming - Local Pass Through	0.8	0.0	0.8
Transfers from trust funds	0.0	362.5	362.5
FCO reversions	0.0	23.0	23.0
Federal funds interest earnings rebate	(0.3)	0.0	(0.3)
Total 2010-11 funds available	22,217.6	2,315.7	24,533.3
EXPENDITURES 2010-11			
Operations	10,598.2	984.6	11,582.8
Aid to local government	11,684.2	358.8	12,043.0
Fixed capital outlay	73.7	5.4	79.1
Fixed capital outlay/aid to local government	0.0	79.2	79.2
Non-operating disbursements	0.8	2.1	2.9
Total 2010-11 expenditures	22,356.8	1,430.1	23,786.9
ENDING BALANCE	(139.2)	885.6	746.4

The cash balance in the Budget Stabilization Fund (not shown here) at the end of FY 2010-11 was $279.2 million. This figure does not include the full repayment of hurricane-related budget amendments transferring funds to the Casualty Insurance Risk Management TF (EOG #2004-0483 for $11.0 million and EOG #2005-0205 for $11.8 million). At Fiscal Year end, $2.1 million remains to be repaid.

GENERAL REVENUE FUND
FINANCIAL OUTLOOK STATEMENT
including effective FY 2012-13 appropriations
FY 2011-12 through FY 2015-16
($ MILLIONS)

CORRECTED

DATE: 12-Jun-2012
Revised Formatting

	RECURRING	NON-RECURRING	TOTAL
FUNDS AVAILABLE 2011-12			
Balance forward from 2010-11	0.0	746.4	746.4
Estimated revenues	23,122.1	119.4	23,241.5
Transfers from trust funds	0.0	391.6	391.6
Measures affecting revenue (2012)	(29.8)	0.0	(29.8)
FCO reversions	0.0	2.0	2.0
Federal funds interest earnings rebate	(0.3)	0.0	(0.3)
Total 2011-12 funds available (D)	23,092.0	1,259.4	24,351.4
EFFECTIVE APPROPRIATIONS 2011-12			
Operations	11,458.3	247.2	11,705.5
Aid to local government	11,266.8	34.1	11,300.9
Fixed capital outlay	74.1	44.9	119.0
Fixed capital outlay/aid to local government	0.0	44.9	44.9
Transfer to Budget Stabilization Fund (B)	0.0	214.5	214.5
Appropriations placed in reserve	0.0	(0.5)	(0.5)
Reappropriations (2011)	0.0	3.0	3.0
Substantive bills with appropriations (2012)	0.0	1.6	1.6
HB5001 (2012) PECO transfer (section 13)	0.0	120.0	120.0
HB5001 (2012) Supplemental appropriations	0.0	278.1	278.1
HB5001 (2012) Vetoes	0.0	(0.6)	(0.6)
HB5001 (2012) Reversions	0.0	(28.7)	(28.7)
HB5001 (2012) Reduced appropriation (section 47)	0.0	(8.6)	(8.6)
Total 2011-12 effective appropriations	22,799.2	949.9	23,749.1
ENDING BALANCE (A) (C) (D) (E)	292.8	309.5	602.3
FUNDS AVAILABLE 2012-13			
Balance forward from 2011-12	0.0	602.3	602.3
Estimated revenues	24,252.8	254.1	24,506.9
Unused appropriations/reversions	0.0	93.0	93.0
FCO reversions	0.0	2.0	2.0
Measures affecting revenue	(148.4)	241.6	93.2
SB1998 transfer from STTF to GR	0.0	200.0	200.0
HB5001 transfers from trust funds (section 132, line item 637)	0.0	556.0	556.0
Federal funds interest earnings rebate	(0.2)	0.0	(0.2)
Total 2012-13 funds available (B) (C) (D) (E)	24,104.2	1,949.0	26,053.2
EFFECTIVE APPROPRIATIONS 2012-13			
HB 5001 - General Appropriations Act (sections 1-7)	24,566.0	200.5	24,766.5
HB 5001 - Appropriations (sections 55,76)	0.0	13.5	13.5
HB 5001 - Vetoes	(24.6)	(73.1)	(97.7)
Transfer to Budget Stabilization Fund (B)	0.0	214.5	214.5
Substantive Bills with Appropriations (2012)	19.1	16.9	36.0
Total 2012-13 effective appropriations	24,560.5	372.3	24,932.8
ENDING BALANCE (A) (C) (D) (E)	(456.3)	1,576.7	1,120.4
FUNDS AVAILABLE 2013-14			
Balance forward from 2012-13	0.0	1,120.4	1,120.4
Estimated revenues	25,786.3	331.3	26,117.6
Unused appropriations/reversions	0.0	93.0	93.0
Measures affecting revenue	(197.6)	(42.0)	(239.6)
FCO reversions	0.0	2.0	2.0
Federal funds interest earnings rebate	(0.2)	0.0	(0.2)
Total 2013-14 funds available (B) (C) (D) (E) (F)	25,588.5	1,504.7	27,093.2

FUNDS AVAILABLE 2014-15			
Estimated revenues	27,458.9	121.9	27,580.8
Unused appropriations/reversions	0.0	93.0	93.0
Measures affecting revenue	(253.1)	0.5	(252.6)
FCO reversions	0.0	2.0	2.0
Federal funds interest earnings rebate	(1.2)	0.0	(1.2)
Total 2014-15 funds available (B) (C) (D) (E) (F)	27,204.6	217.4	27,422.0
FUNDS AVAILABLE 2015-16			
Estimated revenues	28,901.3	0.0	28,901.3
Unused appropriations/reversions	0.0	93.0	93.0
Measures affecting revenue	(282.3)	(18.0)	(300.3)
FCO reversions	0.0	2.0	2.0
Federal funds interest earnings rebate	(1.2)	0.0	(1.2)
Total 2015-16 funds available (B) (C) (D) (E) (F)	28,617.8	77.0	28,694.8

FOOTNOTES

(A) The cash balance in the Budget Stabilization Fund (not shown here) at the time of this statement was $279.3 million. This balance does not include the transfers indicated in footnote (B), which will bring the total to $493.6 million in FY 2011-12 and $708.1 million in FY 2012-13. This figure also does not include the full repayment of hurricane-related budget amendments transferring funds to the Casualty Insurance Risk Management TF (EOG #2004-0483 for $11.0 million and EOG #2005-0205 for $11.8 million). At the time of this statement $2.0 million remains to be repaid.

(B) The amount of $1,072.4 million was transferred out of the Budget Stabilization Fund to the General Revenue Fund in FY 2008-09. Section 215.32(3) F.S. stipulates that repayments to the fund are appropriated in five equal installments beginning in the third year following the year in which the expenditure was made, unless otherwise established by law. Per the aforementioned statute, the repayments were appropriated for FY 2011-12 and FY 2012-13, and three additional repayments in the amount of $214.5 million will be required for FY 2013-14 through FY 2015-16. The FY 2012-13 repayment is authorized in Section 133 of HB 5001.

(C) This financial statement is based on current law as it is currently administered. It does not include the potential effect of any legal actions which might affect revenues or appropriations. The Attorney General periodically issues an update on any such litigation. In addition, it does not recognize any deficits in any spending programs unless specifically stated.

(D) The Total Funds Available do not contain the cash impact of pending refund requests related to the settlement reached in In re: AT&T Mobility Wireless Data 265 Services Sales Litigation, 270 F.R.D. 330, (Aug. 11, 2010). These refunds were previously estimated to total as much as $158.2 million. If approved by the Department of Revenue, the refunds will affect the Gross Receipts Tax, the State Communications Services Tax, and the Local Communications Services Tax; however, the timing and final amounts of the refund payments are currently unknown and could vary substantially from previous estimates.

(E) This estimate anticipates that the operation of slot machines will remain limited to eight pari-mutuel facilities in Miami-Dade and Broward counties. If additional slot machine operations or other casino-style gaming are authorized in other locations in Miami-Dade or Broward counties or in locations elsewhere in the state, payments to the state under the Gaming Compact Between the Seminole Tribe of Florida and the State of Florida may be reduced.

(F) The 2012 General Appropriations Act transfers an amount of $350.0 million from the Lawton Chiles Endowment Fund to the General Revenue Fund. House Bill 5301 requires an amount equal to the amount of Medical-Hospital Fees collected above the January 2012 revenue estimate be transferred back to the Endowment in the following fiscal year until repayment is complete. The estimates of repayments for the term of this outlook statement are as follows- FY 2013-14, $75.2 million; FY 2014-15, $34.8 million; and FY 2015-16, $2.1 million.

FLORIDA TOBACCO SETTLEMENT TRUST FUND
RETROSPECT
FY 2009-10 and FY 2010-11
($ MILLIONS)

09-Dec-2011

	RECURRING	NON-RECURRING	TOTAL
FUNDS AVAILABLE 2009-10			
Balance forward from 2008-09	0.0	21.1	21.1
Annual settlement payment	355.1	0.0	355.1
Profit adjustment payment	8.6	0.0	8.6
Transfer from Lawton Chiles Endowment Fund	15.7	0.0	15.7
Other nonoperating revenue and adjustments	0.1	0.0	0.1
Interest earnings	1.1	0.0	1.1
Total 2009-10 funds available	380.6	21.1	401.7
EXPENDITURES 2009-10			
Agency for Health Care Administration	132.1	0.0	132.1
Department of Children and Family Services	131.8	0.0	131.8
Department of Elder Affairs	24.8	0.0	24.8
Department of Health	99.7	2.0	101.7
Total 2009-10 expenditures	388.4	2.0	390.4
AVAILABLE RESERVES	(7.8)	19.1	11.3
FUNDS AVAILABLE 2010-11			
Balance forward from 2009-10	0.0	11.3	11.3
Annual settlement payment	356.1	0.0	356.1
Profit adjustment payment	10.8	0.0	10.8
Transfer from Lawton Chiles Endowment fund	13.7	0.0	13.7
Miscellaneous Adjustments	0.3	0.0	0.3
Interest earnings	1.0	0.0	1.0
Total 2010-11 funds available	381.9	11.3	393.2
EXPENDITURES 2010-11			
Agency for Health Care Administration	137.7	0.0	137.7
Department of Children and Family Services	131.3	0.0	131.3
Department of Health	98.5	0.0	98.5
Total 2010-11 expenditures	367.5	0.0	367.5
AVAILABLE RESERVES	14.4	11.3	25.7

TOBACCO SETTLEMENT TRUST FUND
FINANCIAL OUTLOOK STATEMENT
inlcuding effective FY 2012-13 appropriations
FY 2011-12 through FY 2015-16, Post Session
($ MILLIONS)

DATE: 23-May-12
Revised Formatting

	RECURRING	NON-RECURRING	TOTAL
FUNDS AVAILABLE 2011-12			
Balance forward from 2010-11	0.0	25.7	25.7
Annual settlement payment	345.4	0.0	345.4
Liggett Settlement Agreements	0.3	0.0	0.3
Profit adjustment payment estimate	12.3	0.0	12.3
Transfer from Lawton Chiles Endowment Fund	12.6	0.0	12.6
Interest earnings	1.0	0.0	1.0
Total 2011-12 funds available	371.6	25.7	397.3
EFFECTIVE APPROPRIATIONS 2011-12			
Agency for Health Care Administration	153.7	0.4	154.1
Department of Children and Family Services	132.3	2.7	135.0
Department of Health	29.2	12.3	41.5
Tobacco Prevention and Education	62.6	0.0	62.6
Total 2011-12 effective appropriations	377.8	15.4	393.2
AVAILABLE RESERVES	(6.2)	10.3	4.1
FUNDS AVAILABLE 2012-13			
Balance forward from 2011-12	0.0	4.1	4.1
Annual settlement payment estimate	352.4	0.0	352.4
Profit adjustment payment estimate	12.7	0.0	12.7
Liggett Settlement Agreements	0.3	0.0	0.3
Transfer from Lawton Chiles Endowment Fund	12.1	0.0	12.1
Measures affecting revenue	(5.2)	0.0	(5.2)
Interest earnings	1.4	0.0	1.4
Total 2012-13 funds available (A)	373.7	4.1	377.8
EFFECTIVE APPROPRIATIONS 2012-13			
Agency for Health Care Administration	153.7	0.0	153.7
Department of Children and Family Services	132.2	0.0	132.2
Department of Health	27.1	0.0	27.1
Tobacco Prevention and Education	64.6	0.0	64.6
Total 2012-13 effective appropriations	377.7	0.0	377.7
AVAILABLE RESERVES	(4.0)	4.1	0.1
FUNDS AVAILABLE 2013-14			
Balance forward from 2012-13	0.0	0.1	0.1
Annual settlement payment estimate	353.6	0.0	353.6
Profit adjustment payment estimate	13.1	0.0	13.1
Liggett Settlement Agreements	0.3	0.0	0.3
Transfer from Lawton Chiles Endowment Fund	11.9	0.0	11.9
Measures affecting revenue	(4.0)	0.0	(4.0)
Interest earnings	2.0	0.0	2.0
Total 2013-14 funds available (B)	376.9	0.1	377.0
FUNDS AVAILABLE 2014-15			
Annual settlement payment estimate	355.1	0.0	355.1
Profit adjustment payment estimate	13.5	0.0	13.5
Liggett Settlement Agreements	0.3	0.0	0.3
Transfer from Lawton Chiles Endowment Fund	12.1	0.0	12.1
Measures affecting revenue	(3.8)	0.0	(3.8)
Interest earnings	2.0	0.0	2.0
Total 2014-15 funds available (B)	379.2	0.0	379.2

TOBACCO SETTLEMENT TRUST FUND
FINANCIAL OUTLOOK STATEMENT
inlcuding effective FY 2012-13 appropriations
FY 2011-12 through FY 2015-16, Post Session
($ MILLIONS)

DATE: 23-May-12
Revised Formatting

	RECURRING	NON-RECURRING	TOTAL
FUNDS AVAILABLE 2015-16			
Annual settlement payment estimate	357.8	0.0	357.8
Profit adjustment payment estimate	13.9	0.0	13.9
Liggett Settlement Agreements	0.3	0.0	0.3
Transfer from Lawton Chiles Endowment Fund	12.7	0.0	12.7
Measures affecting revenue	(3.9)	0.0	(3.9)
Interest earnings	2.0	0.0	2.0
Total 2015-16 funds available (B)	382.8	0.0	382.8

FOOTNOTES

(A)This financial outlook statement does not include the transfer from the Lawton Chiles Endowment Fund to the Biomedical Research Trust Fund under section 215.5601, Florida Statutes, nor does it include the appropriation from the trust fund. The projected amount of the transfer is $0.7 million for FY 2012-13.

(B)The funds available figures are not adjusted for any financial obligation related to the constitutional funding requirement for tobacco education and prevention. The amount of the financial obligation for FY 2013-14 is estimated to be $65.2 million, 2014-15 is estimated to be $66.4 million, and 2015-16 is estimated to be $67.9 million.

EDUCATIONAL ENHANCEMENT TRUST FUND
RETROSPECT
FY 2009-10 and 2010-11
($ MILLIONS)

DATE: 26-Sep-2011

	RECURRING	NON-RECURRING	TOTAL
FUNDS AVAILABLE 2009-10			
Balance forward from 2008-09	0.0	111.1	111.1
Revenues from Lottery ticket sales	1,238.3	(0.8)	1,237.5
Revenues from slot machine activity	195.8	(59.8)	136.0
Transfer from DOL Administrative TF	7.9	0.0	7.9
Interest earnings	2.1	0.0	2.1
Miscellaneous Revenue	0.0	1.1	1.1
Total 2009-10 funds available	1,444.1	51.6	1,495.7
EXPENDITURES 2009-10			
Public Schools	295.3	26.8	322.1
State University System	201.2	0.0	201.2
Community Colleges	117.0	0.0	117.0
Bright Futures	416.4	7.4	423.8
Student Financial Assistance	35.3	0.0	35.3
Other	4.5	0.0	4.5
Classrooms First/Class Size Reduction	320.0	(8.8)	311.2
Total 2009-10 expenditures	1389.7	25.4	1415.1
AVAILABLE RESERVES	54.4	26.2	80.6
FUNDS AVAILABLE 2010-11			
Balance forward from 2009-10	0.0	80.6	80.6
Revenues from Lottery ticket sales	1,184.0	0.0	1,184.0
Revenues from slot machine activity	125.0	0.0	125.0
Transfer from DOL Administrative TF	9.3	0.0	9.3
Interest earnings	1.4	0.0	1.4
Miscellaneous Revenue	0.0	1.5	1.5
Total 2010-11 funds available	1,319.7	82.1	1,401.8
EXPENDITURES 2010-11			
Public Schools	242.7	0.0	242.7
State University System	230.7	0.0	230.7
Community Colleges	127.0	0.0	127.0
Bright Futures	336.8	0.0	336.8
Student Financial Assistance	35.1	0.0	35.1
Other	8.1	0.0	8.1
Classrooms First/Class Size Reduction	311.9	0.0	311.9
Total 2010-11 expenditures	1292.3	0.0	1292.3
AVAILABLE RESERVES	27.4	82.1	109.6

EDUCATIONAL ENHANCEMENT TRUST FUND
FINANCIAL OUTLOOK STATEMENT
Including effective FY 2012-13 appropriations
FY 2011-12 through FY 2015-16
($ MILLIONS)

DATE: 23-May-12

	RECURRING	NON-RECURRING	TOTAL
FUNDS AVAILABLE 2011-12			
Balance forward from 2010-11	0.0	109.6	109.6
Revenues from Lottery ticket sales	1,264.4	0.0	1,264.4
Revenues from slot machine activity (A)	180.0	(35.2)	144.8
Transfer from DOL Administrative TF	7.8	0.0	7.8
Interest earnings	3.0	0.0	3.0
Total 2011-12 funds available	1,455.2	74.4	1,529.6
EFFECTIVE APPROPRIATIONS 2011-12			
Public Schools	235.7	0.0	235.7
Workforce Education	35.1	0.0	35.1
State University System	235.1	18.8	253.9
Florida College System	130.4	0.0	130.4
Bright Futures	342.9	7.1	350.0
Student Financial Assistance	50.7	0.0	50.7
SMART Schools/Classrooms First	162.1	0.0	162.1
Class Size Reduction/Debt Service	154.9	0.0	154.9
HB 5001 (2012) Transfer to PECO (section 13)	0.0	130.0	130.0
Total 2011-12 effective appropriations	1346.9	155.9	1502.8
AVAILABLE RESERVES	108.3	(81.5)	26.8
FUNDS AVAILABLE 2012-13			
Balance forward from 2011-12	0.0	26.8	26.8
Revenues from Lottery ticket sales	1,291.1	0.0	1,291.1
Revenues from slot machine activity (A)	180.0	(26.2)	153.8
HB 5001 (2012) Reversions (section 28)	0.0	10.8	10.8
Measures Affecting Revenue	28.3	(12.9)	15.4
Interest earnings	3.0	0.0	3.0
Total 2012-13 funds available	1,502.4	(1.5)	1,500.9
EFFECTIVE APPROPRIATIONS 2012-13			
Public Schools	361.1	0.0	361.1
Workforce Education	48.7	0.0	48.7
State University System	199.9	0.0	199.9
Florida College System	180.8	0.0	180.8
Bright Futures	329.4	0.0	329.4
Student Financial Assistance	50.4	0.0	50.4
SMART Schools/Classrooms First	156.8	0.0	156.8
Class Size Reduction/Debt Service	154.5	0.0	154.5
Other Education Facilities	9.5	0.0	9.5
Total 2012-13 effective appropriations	1491.1	0.0	1491.1
AVAILABLE RESERVES	11.3	(1.5)	9.8
FUNDS AVAILABLE 2013-14			
Balance forward from 2012-13	0.0	9.8	9.8
Revenues from Lottery ticket sales	1,306.9	0.0	1,306.9
Revenues from slot machine activity (A)	180.0	0.0	180.0
Interest earnings	3.0	0.0	3.0
Measures Affecting Revenue	28.4	0.0	28.4
Total 2013-14 funds available	1,518.3	9.8	1,528.1
FUNDS AVAILABLE 2014-15			
Revenues from Lottery ticket sales	1,324.0	0.0	1,324.0
Revenues from slot machine activity (A)	186.8	0.0	186.8
Interest earnings	3.0	0.0	3.0
Measures Affecting Revenue	28.8	0.0	28.8
Total 2014-15 funds available	1,542.6	0.0	1,542.6

EDUCATIONAL ENHANCEMENT TRUST FUND
FINANCIAL OUTLOOK STATEMENT
Including effective FY 2012-13 appropriations
FY 2011-12 through FY 2015-16
($ MILLIONS)

DATE: 23-May-12

	RECURRING	NON-RECURRING	TOTAL
FUNDS AVAILABLE 2015-16			
Revenues from Lottery ticket sales	1,341.1	0.0	1,341.1
Revenues from slot machine activity (A)	192.5	0.0	192.5
Interest earnings	3.0	0.0	3.0
Measures Affecting Revenue	29.1	0.0	29.1
Total 2015-16 funds available	1,565.7	0.0	1,565.7

(A) This estimate is based on the operation of slot machines in seven pari-mutuel facilities located in Miami-Dade and Broward counties. If additional slot machine operations are authorized by legislative or administrative actions in other locations, revenues from slot machine operations will likely increase.

STATE SCHOOL TRUST FUND
CONSENSUS REVENUE ESTIMATING CONFERENCE
RETROSPECT
FY 2009-10 and 2010-11
($ MILLIONS)

9-Dec-11

	RECURRING	NON-RECURRING	TOTAL
FUNDS AVAILABLE FOR 2009-10			
Cash & short term investments balance forward	0.0	1.3	1.3
Transfers from Unclaimed Property TF	154.2	0.0	154.2
Miscellaneous receipts	3.7	0.0	3.7
Interest earnings	0.4	0.0	0.4
Total 2009-10 funds available	158.3	1.3	159.6
EXPENDITURES FOR 2009-10			
Grants & Aids	5.1	0.0	5.1
Class size reduction	86.2	0.0	86.2
Total 2009-10 expenditures	91.3	0.0	91.3
AVAILABLE RESERVES	67.0	1.3	68.3
FUNDS AVAILABLE FOR 2010-11			
Cash & short term investments balance forward	0.0	68.3	68.3
Parimutuel escheated tickets	157.5	0.0	157.5
Miscellaneous receipts	1.6	0.0	1.6
Refunds	1.4	0.0	1.4
Interest earnings	1.8	0.0	1.8
Total 2010-11 funds available	162.3	68.3	230.6
EXPENDITURES FOR 2010-11			
Grants & Aids	14.6	0.0	14.6
Class size reduction	86.2	0.0	86.2
Total 2010-11 expenditures	100.8	0.0	100.8
AVAILABLE RESERVES	61.5	68.3	129.8

STATE SCHOOL TRUST FUND
FINANCIAL OUTLOOK STATEMENT
Including effective 2012-13 appropriations
FY 2011-12 through FY 2015-16, Post Session
($ MILLIONS)

23-May-2012
Revised Formatting

	RECURRING	NON-RECURRING	TOTAL
FUNDS AVAILABLE 2011-12			
Balance forward from 2010-11	0.0	129.8	129.8
Estimated transfers from Unclaimed Property TF	152.6	(10.9)	141.7
Unused appropriations	0.0	0.0	0.0
Nonoperating revenue	1.3	0.0	1.3
Transfer from State Transportation Trust Fund	0.0	150.0	150.0
Interest earnings	2.0	0.0	2.0
Total 2011-12 funds available	155.9	268.9	424.8
EFFECTIVE APPROPRIATIONS 2011-12			
Grants & Aids/FEFP	58.9	224.0	282.9
Grants & Aids/class size reduction	86.2	0.0	86.2
Total 2011-12 effective appropriations	145.1	224.0	369.1
AVAILABLE RESERVES	10.8	44.9	55.7
FUNDS AVAILABLE 2012-13			
Balance forward from 2011-12	0.0	55.7	55.7
Estimated transfers from Unclaimed Property TF	160.6	0.0	160.6
Nonoperating revenue	1.3	0.0	1.3
Measures affecting revenue	0.0	0.6	0.6
Interest earnings	2.5	0.0	2.5
Total 2012-13 funds available	164.4	56.3	220.7
EFFECTIVE APPROPRIATIONS 2012-13			
Grants & Aids/FEFP	83.2	50.7	133.9
Grants & Aids/class size reduction	86.2	0.0	86.2
Total 2012-13 effective appropriations	169.4	50.7	220.1
AVAILABLE RESERVES	(5.0)	5.6	0.6
FUNDS AVAILABLE 2013-14			
Balance forward from 2012-13	0.0	0.6	0.6
Estimated transfers from Unclaimed Property TF	165.6	0.0	165.6
Nonoperating revenue	1.3	0.0	1.3
Interest earnings	2.5	0.0	2.5
Total 2013-14 funds available	169.4	0.6	170.0
FUNDS AVAILABLE 2014-15			
Estimated transfers from Unclaimed Property TF	170.8	0.0	170.8
Nonoperating revenue	1.3	0.0	1.3
Interest earnings	2.5	0.0	2.5
Total 2014-15 funds available	174.6	0.0	174.6
FUNDS AVAILABLE 2015-16			
Estimated transfers from Unclaimed Property TF	176.2	0.0	176.2
Nonoperating revenue	1.3	0.0	1.3
Interest earnings	2.5	0.0	2.5
Total 2015-16 funds available	180.0	0.0	180.0

Any property remitted to the state from the Federal Deposit Insurance Corporation (FDIC) that is not claimed by owners during a ten year period following the remittance of that property must be returned to the FDIC. The state received approximately $29 million from the FDIC in the 2009-10 fiscal year.

Measures Affecting Revenue and Tax Administration - 2012 Regular Session
Increase/(Decrease) in $ Millions
Revised Final

6/13/2012

Chapter Law	BILL #	Issue	Tax	FY 12-13 GR Cash	GR Recur.	Trust Cash	Trust Recur.	Local Cash	Local Recur.	Total Cash	Total Recur.
2012-202	13	Sovereignty Submerged Lands	Other Taxes and Fees	(0.1)	(0.1)	(0.9)	(0.9)	0.0	0.0	(1.0)	(1.0)
2012-104	59	Spaceport Property	Sales and Use Tax	(0.1)	(0.1)	(*)	(*)	(*)	(*)	(0.1)	(0.1)
JR	93	Spouses of Persons Killed in the Line of Duty (1)	Ad Valorem Tax	0.0	0.0	0.0	0.0	0.0	(**)	0.0	(**)
2012-54	95	Spouses of Persons Killed in the Line of Duty, Implementing	Ad Valorem Tax	*** Impact is included in HJR93 ***							
2012-105	99	Increased Civil Penalty for Certain Prostitution Offenses	Other Taxes and Fees	**	**	**	**	0.0	0.0	**	**
2012-55	103	Transfer of Tax Liability	Sales and Use Tax	(**)	(**)	(**)	(**)	(**)	(**)	(**)	(**)
JR	169	Low Income Tenure Based Senior Exemption (6)	Ad Valorem Tax	0.0	0.0	0.0	0.0	0.0	(**)	0.0	(**)
2012-165	249	Public Lodging Establishments	Other Taxes and Fees	(*)	(*)	(0.1)	(0.1)	0.0	0.0	(0.1)	(0.1)
2012-168	309	Radiological Personnel --- Special Licensure Fee	Other Taxes and Fees	*	*	*	*	0.0	0.0	*	*
2012-57	357	Low Income Tenure Based Senior Exemption	Ad Valorem Tax	*** Impact is included in HJR169 ***							
2012-107	377	Miami-Dade Lake Belt Water Treatment Plant Upgrade Fee	Local Taxes and Fees	0.0	0.0	0.0	0.0	0.0	0.0	0.0	0.0
2012-204	449	Fair Association: Local Business Taxes; Essential Gov't Purpose	Sales and Use Tax	0.0	0.0	0.0	0.0	0.0	0.0	0.0	0.0
2012-204	449	Fair Association: Local Business Taxes; Essential Gov't Purpose	Local Taxes and Fees	0.0	0.0	0.0	0.0	0.0	0.0	0.0	0.0
2012-205	503	Environmental Fees	Other Taxes and Fees	0.0	0.0	(**)	(**)	(**)	(**)	(**)	(**)
2012-61	517	Reducing and Streamlining Regulations (DBPR)	Other Taxes and Fees	(*)	(*)	(*)	(*)	0.0	0.0	(*)	(*)
2012-174	599	Prepaid tolls (Section 50)	Unclaimed Property	0.0	0.0	0.6	*	0.0	0.0	0.6	*
2012-174	599	Combat Infantry Badge, Combat Action Badge (Section 99)	Motor Vehicle Licenses	0.0	0.0	0.0	0.0	0.0	0.0	0.0	0.0
2012-174	599	Citrus Equipment (Section 7)	Sales and Use Tax	*** Impact is included in CS/HB1197 ***							
2012-174	599	Tolls, additional tolls, permissive (Section 41)	Other Taxes and Fees	*** Impact is included in SB1998 ***							
2012-174	599	Tolls, Public Transit Vehicles, Military Funerals (Section 42)	Other Taxes and Fees	*** Impact is included in SB1998 ***							
2012-241	637	Citrus County Special Beverage Licenses	Alcoholic Beverage Licenses	*	*	*	*	*	*	*	*
2012-65	691	Coastal Construction Permits	Other Taxes and Fees	+/-	+/-	+/-	+/-	+/-	+/-	+/-	+/-
2012-208	693	Real Estate Schools	Other Taxes and Fees	(*)	(*)	(*)	(*)	0.0	0.0	(*)	(*)

Measures Affecting Revenue and Tax Administration - 2012 Regular Session
Increase/(Decrease) in $ Millions
Revised Final

6/13/2012

Chapter Law	BILL #	Issue	Tax	FY 12-13 GR Cash	GR Recur.	Trust Cash	Trust Recur.	Local Cash	Local Recur.	Total Cash	Total Recur.
2012-209	725	Insurance Agents and Adjusters Licenses	Other Taxes and Fees	(*)	(*)	(*)	(*)	0.0	0.0	(*)	(*)
2012-67	749	Do Not Call List Fees	Other Taxes and Fees	(*)	(*)	(0.5)	(0.5)	0.0	0.0	(0.5)	(0.5)
2012-110	763	Refunds when plates surrendered prior to end of renewal period	Motor Vehicle Licenses	*** Impact is included in HB 1223 ***							
2012-160	787	Exemptions from registration and licensure requirements	Other Taxes and Fees	(*)	(*)	(0.2)	(0.2)	0.0	0.0	(0.2)	(0.2)
2012-70	809	Local taxing jurisdictions	Communications Services Taxes	0.0	0.0	0.0	0.0	(4.3)	(4.7)	(4.3)	(4.7)
2012-70	809	Unbundling (8)	Communications Services Taxes	(**)	(**)	(**)	(**)	(**)	(**)	(**)	(**)
2012-70	809	Remedial and Retroactive (9)	Communications Services Taxes	(**)	(**)	(**)	(**)	(**)	(**)	(**)	(**)
2012-71	827	Limited Agricultural Association Conversion to Non-profit Corporations	Corporate Filing Fees	*	0.0	0.0	0.0	0.0	0.0	*	0.0
2012-130	843	350 Full-Service Vending Machines (+Line Item #2734 in GAA)	Lottery	0.0	0.0	8.1	21.0	0.0	0.0	8.1	21.0
2012-22	859	Scholarship Funding Organizations	Sales/Bev/Ins Prem/Corp	(10.2)	(25.0)	0.0	0.0	0.0	0.0	(10.2)	(25.0)
2012-179	885	Secondhand Dealers Registration Fees	Other Taxes and Fees	*	*	*	*	0.0	0.0	*	*
2012-72	887	Veteran's Waiver of certain DBPR Fees (Section 3)	Other Taxes and Fees	*** Impact is included in CS/HB 517 ***							
2012-72	887	Building Construction and Inspection: Glass and Glazing (Section 15)	Other Taxes and Fees	*** Impact is included CS/CS/SB 704 ***							
2012-72	887	Registered Contractors (Section 18)	Other Taxes and Fees	*** Impact is superseded by CS/CS/HB897							
2012-72	887	Boxing Pay Per View (Section 20)	Other Taxes and Fees	*** Impact is included in HB 5511 ***							
2012-211	897	Registered Contractors	Other Taxes and Fees	*	0.0	0.3	0.0	0.0	0.0	0.3	0.0
JR	1003	Tangible Personal Property Exemption, Constitutional Amendment	Ad Valorem Tax	0.0	0.0	0.0	0.0	0.0	(**)	0.0	(**)
2012-151	1101	Captive Insurance Companies	Insurance License Fees	0.0	**	0.0	**	0.0	0.0	0.0	**
2012-151	1101	Travel Insurance	Insurance License Fees	0.0	*	0.0	*	0.0	*	0.0	*
2012-82	1165	Veterans V Designations	Drivers' Licenses	*	*	*	*	*	*	*	*
2012-83	1197	Insects	Ad Valorem	0.0	0.0	0.0	0.0	(*)	(*)	(*)	(*)
2012-83	1197	Storm water Fees for Agricultural Lands	Local Business Taxes and Fees	0.0	0.0	0.0	0.0	(0.8)	(0.9)	(0.8)	(0.9)
2012-83	1197	Florida Farm Winery Program	Other Taxes and Fees	*	*	*	*	0.0	0.0	*	*
2012-83	1197	Citrus Equipment	Motor Fuel Tax	0.0	0.0	0.0	0.0	0.0	0.0	0.0	0.0
2012-181	1223	Voluntary Contributions, Autism, Support Our Troops, Take Stock in	Highway Safety Fees	0.0	0.0	0.1	0.1	0.0	0.0	0.1	0.1
2012-181	1223	Optional special plates for former members of Congress or the State	Motor Vehicle Licenses	0.0	0.0	**	**	0.0	0.0	**	**
2012-181	1223	Refunds when plates surrendered prior to end of renewal period	Motor Vehicle Licenses	(*)	(*)	(*)	(*)	0.0	0.0	(*)	(*)

Measures Affecting Revenue and Tax Administration - 2012 Regular Session
Increase/(Decrease) in $ Millions
Revised Final

6/13/2012

Chapter Law	BILL #	Issue	Tax	FY 12-13 GR Cash	GR Recur.	Trust Cash	Trust Recur.	Local Cash	Local Recur.	Total Cash	Total Recur.
2012-181	1223	Specialty licenses & id cards for universities, sports teams, armed	Drivers' Licenses	*	0.0	*	0.0	0.0	0.0	*	0.0
2012-181	1223	Exemption of Fees for ID Cards for the Homeless	Drivers' Licenses	(*)	(*)	(*)	(*)	0.0	0.0	(*)	(*)
2012-24	1227	911 Fee Exemption for Certain Law Enforcement Officers	Other Taxes and Fees	(*)	(*)	(*)	(*)	0.0	0.0	(*)	(*)
2012-182	1237	Maximum Tax Rates	Citrus Fruit Box Tax	(**)	(**)	(**)	(**)	0.0	0.0	(**)	(**)
2012-86	1287	Voluntary Contributions, Autism, Support Our Troops	Highway Safety Fees	*** Impact is included in HB 1223 ***							
2012-118	5001	350 additional terminals authorized (Line Item #2732) (2)	Lottery	0.0	0.0	5.2	5.2	0.0	0.0	5.2	5.2
2012-118	5001	Lottery Advertising Funding	Lottery	0.0	0.0	2.3	2.3	0.0	0.0	2.3	2.3
2012-118	5001	350 Full-Service Vending Machines (Line Item #2734)	Lottery	*** Impact is included in HB843 ***							
2012-118	5001	Everglades Restoration Bonds debt service (Line Item #1592A)	Documentary Stamp Tax	(2.6)	(2.6)	2.6	2.6	0.0	0.0	0.0	0.0
2012-118	5001	Tobacco Settlement TF, Biomedical Research Trust Fund (Section 132 back of the bill) (12)	Tobacco Settlement TF, Biomedical Research TF	0.0	0.0	(5.7)	(5.7)	0.0	0.0	(5.7)	(5.7)
2012-134	5201	Excess Hours Surcharge for Baccalaureate Degrees	Tuition and Fees	0.0	0.0	0.0	0.0	0.8	2.5	0.8	2.5
2012-134	5201	State Universities/Capital Improvement Fee Increases	Tuition and Fees	0.0	0.0	0.0	0.0	**	**	**	**
2012-134	5201	Florida Colleges/Capital Improvement Fee Increases	Tuition and Fees	0.0	0.0	0.0	0.0	**	**	**	**
2012-33	5301	Backlog at 85% with Challenge (3)	Medical and Hospital Fees	75.2	21.5	0.0	0.0	0.0	0.0	75.2	21.5
2012-138	5403	Redirect Mortgage Foreclosure Filing Fees from SCRTF to GR	Article V Fees & Transfers	188.8	188.8	(188.8)	(188.8)	0.0	0.0	0.0	0.0
2012-140	5503	One-Stop Business Registration Portal TF (also HB 5501)	Other Taxes and Fees	(**)	0.0	(**)	0.0	0.0	0.0	(**)	0.0
VETOED	5505	Tax Credits, CAT fund funding	Corporate/Insurance Premium/Other	0.0	0.0	0.0	0.0	0.0	0.0	0.0	0.0
2012-141	5507	Statewide Law Enforcement Radio System Funding	Other Taxes and Fees	0.4	0.4	4.8	4.8	0.0	0.0	5.2	5.2
2012-143	5511	Transfer of License Receipts to Professional Regulation Trust Fund	Other Taxes and Fees	0.0	0.0	0.0	0.0	0.0	0.0	0.0	0.0
2012-143	5511	Eliminate ticket tax on certain boxing matches	Other Taxes and Fees	(*)	(*)	(0.3)	(0.3)	0.0	0.0	(0.3)	(0.3)
2012-144	5601	Concealed Weapons and Firearms Licenses	Other Taxes and Fees	(*)	(*)	(0.9)	(0.9)	0.0	0.0	(0.9)	(0.9)
2012-145	5701	Paper filers, eliminate collection allowance (Section 2)	Sales and Use Tax	8.1	8.1	(0.2)	(0.2)	1.9	1.9	9.8	9.8
2012-145	5701	Piggyback (Section 3)	Corporate Income Tax	0.0	0.0	0.0	0.0	0.0	0.0	0.0	0.0
2012-145	5701	Payment date change (Section 4)	Corporate Income Tax	100.0	0.0	0.0	0.0	0.0	0.0	100.0	0.0
2012-190	7021	Milk fat testers license	Other Taxes and Fees	(*)	(*)	(*)	(*)	0.0	0.0	(*)	(*)
2012-190	7021	Fertilizer licenses and fees	Other Taxes and Fees	0.0	0.0	0.4	1.0	0.0	0.0	0.4	1.0
2012-190	7021	Aquaculture Registration Fees	Other Taxes and Fees	(*)	(*)	(*)	(*)	0.0	0.0	(*)	(*)

Measures Affecting Revenue and Tax Administration - 2012 Regular Session
Increase/(Decrease) in $ Millions
Revised Final

6/13/2012

Chapter Law	BILL #	Issue	Tax	FY 12-13 GR Cash	GR Recur.	Trust Cash	Trust Recur.	Local Cash	Local Recur.	Total Cash	Total Recur.
2012-95	7025	Exempt scuba diver from fishing licenses; Blue Crab fee reduced	Other Taxes and Fees	(*)	(*)	(*)	(*)	0.0	0.0	(*)	(*)
2012-30	7027	Reduce wage base to $8,000, fund size factor 5 year, PEOs (10)	Unemployment Compensation Tax	0.0	0.0	(371.3)	+/-	0.0	0.0	(371.3)	+/-
2012-32	7087	Government Leaseholds	Intangibles Tax	0.0	0.0	0.0	0.0	(0.9)	(0.9)	(0.9)	(0.9)
2012-32	7087	Distributions: Moffitt Center, Biomedical Research Trust Fund	Cigarette Excise Tax	0.0	(7.6)	0.0	7.6	0.0	0.0	0.0	0.0
2012-32	7087	Change in tax rate and distribution percentage	Phosphate Severance Tax	0.0	(5.6)	0.0	(3.4)	0.0	(3.6)	0.0	(12.6)
2012-32	7087	Mature Field Recovery Oil Tax Rate	Oil and Gas Severance Tax	(0.9)	(1.0)	0.1	0.1	(0.1)	(0.1)	(0.9)	(1.0)
2012-32	7087	Expanding Manufacturers' M & E Exemption (from 10 percent to 5	Sales and Use Tax	(19.1)	(46.0)	(*)	(*)	(4.3)	(10.4)	(23.4)	(56.4)
2012-32	7087	Electricity used in fruit and vegetable packing houses	Sales and Use Tax	(0.4)	(0.8)	(*)	(*)	(*)	(0.2)	(0.4)	(1.0)
2012-32	7087	Electricity used in beef and pork packing houses	Sales and Use Tax	(0.5)	(1.0)	(*)	(*)	(*)	(0.2)	(0.5)	(1.2)
2012-32	7087	Aircraft between 2,000 and 15,000 pounds, exempt repair costs	Sales and Use Tax	(4.2)	(10.0)	(*)	(*)	(0.9)	(2.3)	(5.1)	(12.3)
2012-32	7087	Turbine Engine Manufacturing (4)	Sales and Use Tax	(0.5)	(1.3)	(*)	(*)	(0.1)	(0.3)	(0.6)	(1.6)
2012-32	7087	Taxicabs, sale or lease of accessible vehicles	Sales and Use Tax	(0.1)	(0.2)	(*)	(*)	(*)	(*)	(0.1)	(0.2)
2012-32	7087	Urban High-Crimes Jobs Credit	Sales and Use Tax	(3.6)	(2.8)	(*)	(*)	(0.7)	(0.7)	(4.3)	(3.5)
2012-32	7087	Exemption increase from $25,000 to $50,000	Corporate Income Tax	(9.9)	(29.4)	0.0	0.0	0.0	0.0	(9.9)	(29.4)
2012-32	7087	Entertainment Industry; extend credits through 2015-16	Sales/Corporate	0.0	0.0	0.0	0.0	0.0	0.0	0.0	0.0
2012-32	7087	New Markets	Corporate/Insurance Premium	0.0	(13.6)	0.0	0.0	0.0	0.0	0.0	(13.6)
2012-32	7087	Enterprise Zones, Charlotte County	Sales/Corporate	(0.2)	(0.2)	(*)	(*)	(*)	(*)	(0.2)	(0.2)
2012-32	7087	Enterprise Zones, Citrus County	Sales/Corporate	(0.1)	(0.1)	(*)	(*)	(*)	(*)	(0.1)	(0.1)
2012-32	7087	Back to School Tax Holiday, 3 days in August, Clothing & Shoes $75	Sales and Use Tax	(25.9)	0.0	(*)	0.0	(5.9)	0.0	(31.8)	0.0
2012-100	7095	Administrative Provisions Relating to Clerks' Fees	Article V Fees & Transfers	**	**	**	**	**	**	**	**
2012-193	7097	Assignment of Ownership Shares (Section 5)	Ad Valorem Tax	0.0	0.0	0.0	0.0	(0.1)	(0.2)	(0.1)	(0.2)
2012-193	7097	Order of Exemptions (Section 17)	Ad Valorem Tax	0.0	0.0	0.0	0.0	(0.5)	(0.5)	(0.5)	(0.5)
2012-193	7097	Abandonment of Homestead (Section 18)	Ad Valorem Tax	0.0	0.0	0.0	0.0	0.0	0.0	0.0	0.0
2012-193	7097	Retroactive application (Sections 19, 20, 21, 22, 27 and 28) (5)	Ad Valorem Tax	0.0	0.0	0.0	0.0	(0.2)	(0.2)	(0.2)	(0.2)
2012-193	7097	Deployed Service Member Exemption, new operations (Section 24)	Ad Valorem Tax	0.0	0.0	0.0	0.0	(0.1)	0.0	(0.1)	0.0
2012-193	7097	Educational Institutions (Section 25)	Ad Valorem Tax	0.0	0.0	0.0	0.0	(0.7)	(0.7)	(0.7)	(0.7)
2012-193	7097	Government Owned Property (Section 26)	Ad Valorem Tax	0.0	0.0	0.0	0.0	(2.8)	(2.8)	(2.8)	(2.8)
VETOED	7099	Impoundment and Storage Fees (Section 1)	Sales and Use Tax	0.0	0.0	0.0	0.0	0.0	0.0	0.0	0.0
VETOED	7099	Security Requirements for Dealers (Section 4)	Sales and Use Tax	**	**	**	**	**	**	**	**
VETOED	7099	Distribution to Florida Institute of Technology (Section 6)	Sales and Use Tax	0.0	(5.0)	0.0	0.0	0.0	0.0	0.0	(5.0)
VETOED	7099	Automated Sales Suppression Devices (Section 8)	Sales and Use Tax	**	**	**	**	**	**	**	**
VETOED	7099	Qualified Capital Expenditures (Section 10)	Corporate Income Tax	0.0	0.0	0.0	0.0	0.0	0.0	0.0	0.0
VETOED	7099	Records request (Section 14)	Unemployment Compensation Tax	0.0	0.0	**	**	0.0	0.0	**	**
VETOED	7099	Interest rate on unpaid taxes (Section 15)	Unemployment Compensation Tax	0.0	0.0	(0.1)	(0.1)	0.0	0.0	(0.1)	(0.1)
2012-117	7117	Renewable Energy Investment Tax Credits	Corporate Income Tax	(1.0)	(10.0)	0.0	0.0	0.0	0.0	(1.0)	(10.0)

Measures Affecting Revenue and Tax Administration - 2012 Regular Session
Increase/(Decrease) in $ Millions
Revised Final

6/13/2012

Chapter Law	BILL #	Issue	Tax	FY 12-13 GR Cash	GR Recur.	Trust Cash	Trust Recur.	Local Cash	Local Recur.	Total Cash	Total Recur.
2012-117	7117	Renewable Energy Production Credits	Corporate Income Tax	0.0	(10.0)	0.0	0.0	0.0	0.0	0.0	(10.0)
2012-102	7125	Exemption for real estate brokers and sales associations from BTR	Local Business Taxes and Fees	0.0	0.0	0.0	0.0	(3.8)	(3.8)	(3.8)	(3.8)
VETOED	7129	Differentiated Tuition and Fees at State Research Universities	Tuition and Fees	0.0	0.0	0.0	0.0	**	**	**	**
2012-198	268	Concession Agreements for State Greenways and Trails	Other Taxes and Fees	*	*	*	*	0.0	0.0	*	*
2012-37	364	Blood Establishments	Other Taxes and Fees	(*)	(*)	(*)	(*)	0.0	0.0	(*)	(*)
2012-13	704	Building Construction and Inspection	Other Taxes and Fees	*	*	*	*	0.0	0.0	*	*
2012-45	800	County Boundary Lines, Beau Rivage (7)	Ad Valorem Tax	0.0	0.0	0.0	0.0	0.0	(**)	0.0	(**)
2012-159	922	Deployed Service Member	Ad Valorem Tax	*** Impact is included in HB7097, Section 24 ***							
2012-159	922	Special Use Plates: Combat Infantry Badge, Vietnam Veteran, Korean	Motor Vehicle Licenses	0.0	0.0	0.0	0.0	0.0	0.0	0.0	0.0
2012-159	922	Special Use Plates: Distinguished Service Cross, Navy Cross, Air	Motor Vehicle Licenses	0.0	0.0	(**)	(**)	0.0	0.0	(**)	(**)
2012-14	1040	Dental Hygienist certification to administer anesthetic	Other Taxes and Fees	*	*	*	*	0.0	0.0	*	*
2012-124	1964	Mandatory monetary assessments	Court-Related Assessments	**	**	**	**	**	**	**	**
2012-125	1968	$100 Assessment for Criminal Analysis Laboratory Services	Other Taxes and Fees	0.1	0.2	1.7	2.2	0.0	0.0	1.8	2.4
2012-126	1986	Water Mngmnt Districts, Legislature authorized to set millage rates or	Ad Valorem Tax	0.0	0.0	0.0	0.0	+/-	+/-	+/-	+/-
2012-126	1986	Water Management Districts' Information Systems	Other Taxes and Fees	0.0	0.0	0.0	0.0	**	**	**	**
2012-127	1996	Independent Special District Rate / Fee Reduction (Section 8)	Local Fees	0.0	0.0	0.0	0.0	(**)	(**)	(**)	(**)
2012-128	1998	Transportation Conforming Bill (Sections 11 and 12)	Motor Vehicle Title Fees	(200.0)	(200.0)	200.0	200.0	0.0	0.0	0.0	0.0
2012-128	1998	Tolls, additional tolls, permissive (Section 22)	Other Taxes and Fees	0.0	0.0	0.0	**	0.0	0.0	0.0	**
2012-128	1998	Tolls, Public Transit Vehicles, Military Funerals (Section 23)	Other Taxes and Fees	0.0	0.0	(**)	(**)	0.0	0.0	(**)	(**)
			TOTAL	93.2	(153.4)	(342.8)	45.8	(23.5)	(28.1)	(273.1)	(135.7)
			LESS VETOES	0.0	(5.0)	(0.1)	(0.1)	0.0	0.0	(0.1)	(5.1)
			TOTAL LESS VETOES	93.2	(148.4)	(342.7)	45.9	(23.5)	(28.1)	(273.0)	(130.6)
		ADJUSTMENTS TO BE SHOWN ON FINANCIAL OUTLOOK STATEMENTS									
			SB1998 transfer from STTF to GR	200.0	0.0	(200.0)	0.0	0.0	0.0	0.0	0.0

Measures Affecting Revenue and Tax Administration - 2012 Regular Session
Increase/(Decrease) in $ Millions
Revised Final

6/13/2012

Chapter Law	BILL #	Issue	Tax	FY 12-13 GR Cash	GR Recur.	Trust Cash	Trust Recur.	Local Cash	Local Recur.	Total Cash	Total Recur.
			HB5301 transfer from GR to Lawton Chiles Endowment Fund	0.0	0.0	0.0	0.0	0.0	0.0	0.0	0.0

(1) Should the electorate approve the proposed amendment, the impact on school taxes would be -$.3 million in 2013-14, 2014-15, and 2015-16, and on non-school taxes -$.3 million in 2013-14 and 2014-15 and -$.4 million in 2015-16.

(2) The Appropriations Act authorizes 350 terminals. The Lottery is authorized to request funding for up to 500 additional terminals, with the Revenue Estimating Conference required to review the EETF impact of adding the additional terminals.

(3) This bill also has a 2011-12 impact of GR of -$29.8 million
(4) Assumes the bill only applies to aircraft engines and gas turbine engines.
(5) Assuming a statewide average millage rate of 7.8 mills for school taxes and 10.9 mills for non-school taxes, the impact on school taxes would be -$.1 annually and on non-school taxes -$.1 annually,
(6) Should the electorate approve the proposal and all the individual jurisdictions pass the necessary ordinances, the revenue impact statewide would be -$9.1m in 2014-15 and -$9.4m in 2015-16,
(7) Should the referendum be successful, the impact would be -$.6 million annually beginning in 2013-14, assuming current millage rates.
(8) Though the full scope of the impacts is indeterminate, the recurring annual impacts would be at least -$11.3 million for Gross Receipts Tax, -$2.9 million for state Sales and Use Tax, and -$21.3 million for local government communications services tax. The speed with which the minimum recurring impacts will be reached is unknown, so the cash impacts in FY 2012-13 are unknown.
(9) The 2012-13 impact is expected to be at least -$6.0 million (-$2.5m GR Sales Tax, -$.3 Local Sales Tax, -$1.0 Gross Receipts Tax, and -$2.2 local Communications Services Tax).
(10) This bill also has a 2011-12 impact on UC Tax of -$214.9 million.
(11) Should the electorate approve the proposal and the Legislature pass implementing legislation, the statewide 2013 impact is expected to be $20.2m, $11.4m in county taxes and $8.8m in school
(12) The impact is split as follows: Tobacco Settlement TF 2012-13 -$5.2m, 2013-14 -$4.0m, 2014-15 -$3.8m, 2015-16 -$3.9m; Biomedical Research TF 2012-13 -$.5m, 2013-14 -$.4m, 2014-15 -$.4m,

+- Indeterminate--may be positive or negative
** Indeterminate
(**) Negative Indeterminate
* Insignificant
(*) Negative insignificant

2012 Regular Session Enrolled Bills with Appropriations

Bill #	Chapter Law	Bill Title	General Revenue			Trust Fund		
			Recurring	NR	Total	Recurring	NR	Total
FY 2011-2012								
CS/SB 2	2012-229	Relief of William Dillon by State of Florida	0	1,350,000	1,350,000			
CS/CS/HB 119	2012-197	Motor Vehicle Personal Protection Insurance				0	200,000	200,000
HB 7027	2012-30	Unemployment Compensation				0	346,463	346,463
HB 7027	2012-30	Unemployment Compensation				0	346,463	346,463
HB 7087	2012-32	Economic Development	0	226,284	226,284			
	Less Vetoes		0	0	0	0	0	0
TOTAL 2011-12			0	1,576,284	1,576,284	0	892,926	892,926
FY 2012-2013								
HB 13	2012-202	Sovereignty Submerged Lands	1,000,000		1,000,000			
CS/HB 95	2012-54	Homestead Property Tax Exemption		100,302	100,302			
CS/HB 357	2012-57	Homestead Exemption for Seniors		93,403	93,403			
HB 1355	2012-155	Protection of Vulnerable Persons		1,500,000	1,500,000			
HB 1355	2012-155	Protection of Vulnerable Persons	2,164,016	281,000	2,445,016			
SB 1994	2012-129	Postsecondary Education	16,000,000		16,000,000			
HB 5011	VETOED	State Information Technology	1,847,866		1,847,866			
HB 5203	2012-135	Reemployment Services				350,000		350,000
HB 7027	2012-30	Unemployment Compensation					100,884	100,884
HB 7027	2012-30	Unemployment Compensation					100,884	100,884
HB 7087	2012-32	Economic Development		14,900,000	14,900,000		14,900,000	14,900,000
HB 7117	2012-117	Energy					250,000	250,000
SUBTOTAL 2012-13			21,011,882	16,874,705	37,886,587	350,000	15,351,768	15,701,768
	Less Vetoes		1,847,866	0	1,847,866			
TOTAL 2012-13			19,164,016	16,874,705	36,038,721	350,000	15,351,768	15,701,768

TRUTH IN BONDING STATEMENT
IN SUPPORT OF THE 2012-13 GENERAL APPROPRIATIONS ACT

There were no changes to the proposed bond sales listed here as a result of vetoes to the 2012 General Appropriations Act.

Turnpike Revenue Bonds

The State of Florida is proposing to issue $443.8 million of debt or obligation for Florida Turnpike construction projects. The debt or obligation is expected to be repaid over a period of 30 years. At a forecasted interest rate of 5.75%, the total interest paid over the life of the debt will be $483.1 million.

State Infrastructure Bank Bonds

The State of Florida is proposing to issue $82.9 million of debt or obligation for the State Infrastructure Bank. The debt or obligation is expected to be repaid over a period of 20 years. At a forecasted interest rate of 5.75%, the total interest paid over the life of the debt will be $58.8 million.

Right of Way Acquisition Bonds

The State of Florida is proposing to issue $101.2 million of debt or obligation for the purpose of advanced right of way acquisition and bridge construction. The debt or obligation is expected to be repaid over a period of 30 years. At a forecasted interest rate of 5.75%, the total interest paid over the life of the debt will be $113.5 million.

Everglades Restoration Bonds

The State of Florida is proposing to issue $50.0 million of debt or obligation for the purpose of funding up to $50 million in projects for the purposes of constructing sewage collection, treatment, and disposal facilities included in the Florida Keys Area of Critical State Concern protection program for the preservation of environmentally sensitive land. The debt or obligation is expected to be repaid over a period of 20 years. At a forecasted interest rate of 5.75%, the total interest paid over the life of the debt is estimated to be $35.4 million.

Lottery Revenue Bonds

The State of Florida is proposing to issue $109.4 million of debt or obligation for the purpose of funding $100 million in public education capital outlay projects. The debt or obligation is expected to be repaid over a period of 20 years. At a forecasted interest rate of 5.75%, the total interest paid over the life of the bonds is estimated to be $77.0 million.

Capital Outlay Bonds

The State of Florida is authorizing the issuance of debt or obligation in an amount to be determined, but not to exceed $141.2 million, for the purpose of constructing certain public school and Florida higher education fixed capital outlay projects. These projects may be funded in whole or in part by the sale of bonds or other debt or obligation pursuant to Article XII, Section 9(d) of the Florida Constitution.

SUMMARY OF OUTSTANDING STATE DEBT

As reported by the State Board of Administration in “Annual Debt Service Report (for the Fiscal Year Ended June 30, 2011)”, the State of Florida full faith and credit bonded indebtedness (principal and interest) was $22,347,762,000. For specific detail see page 9 of the report.