

Education: Conference Update

March 3, 2010

Presented by:



The Florida Legislature
Office of Economic and
Demographic Research
850.487.1402
<http://edr.state.fl.us>

Education Synopsis...

Challenges are coming from multiple directions.
Since the Fall Conferences:

- *Resource Demands* generally higher.
- *Revenue Inputs* are generally lower.



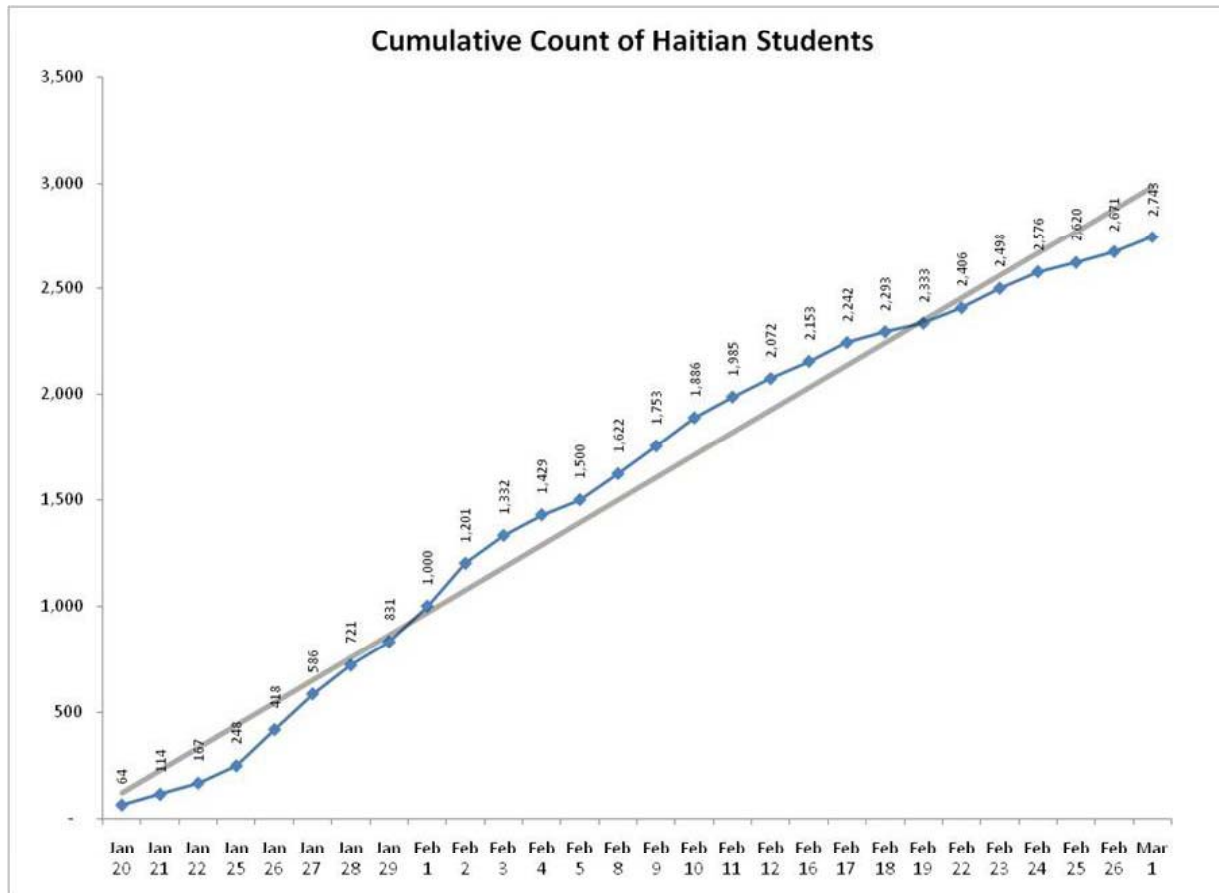
Public Schools PK-12 Education Estimating Conference February 24, 2010

	PK-12 FTE	Change	Over/Under
2008-09 Actual	2,617,371.52	-13,905.58	2007-08 Actual
2009-10 Appropriated	2,608,006.73	-9,364.79	2008-09 Actual
2009-10 Estimated	2,620,317.06	12,310.33	Appropriated
2010-11 Projected (Dec. 2009)	2,634,256.75	13,939.69	2009-10 Est.
2010-11 Projected (Feb. 2010)	2,640,080.14	19,763.08	2009-10 Est.
		5,823.39	Dec. 2009 Proj.

- The 2009-10 Estimated FTE is the FTE used for the 3rd calculation of the FEFP. The FTE for the 4th calculation will be available in mid-March.
- The latest forecast for 2010-11 includes an estimate of **9,716** Haitian students entering Florida public schools due to the effects of the earthquake. As of March 1, 2010, there were 2,743 students who had already entered Florida public schools.



New Haitian Students...



Counties with Greatest Impact:

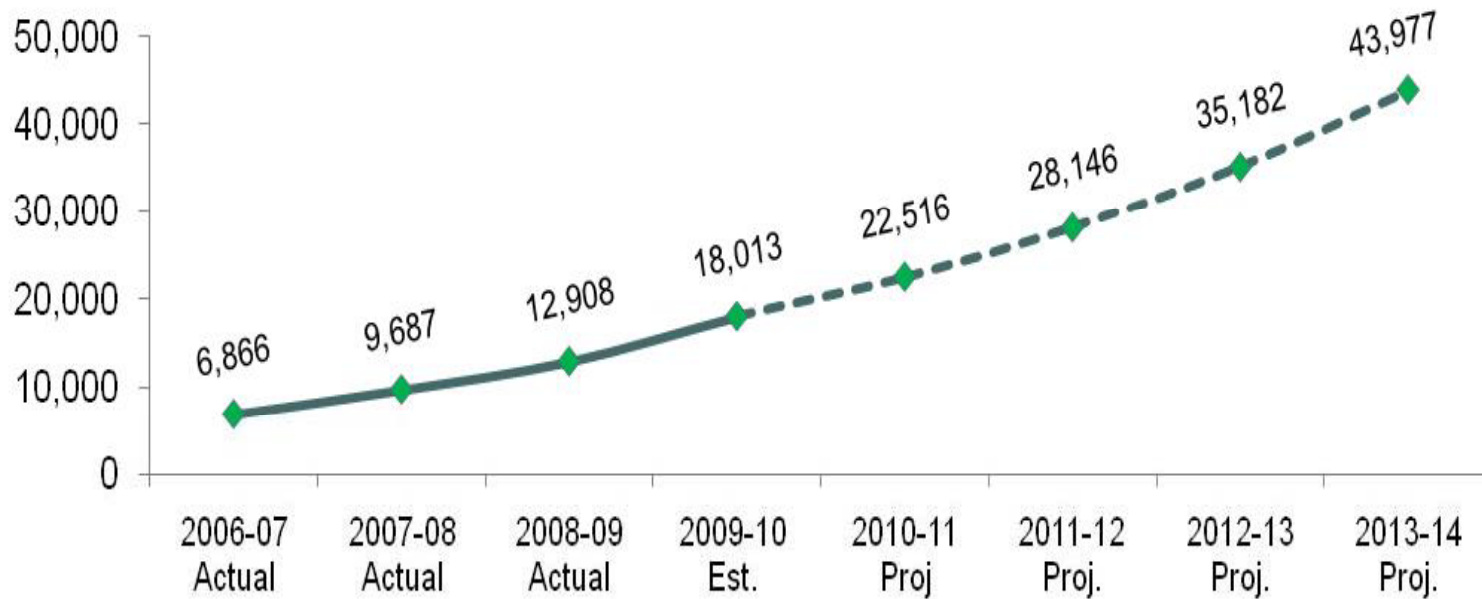
1. Broward...916
2. Miami-Dade...843
3. Palm Beach...380
4. Orange...178
5. Collier...70
6. St. Lucie...58
7. Lee...46
8. Hillsborough...30

PK-12 FTE Total Enrollment

Historical and Forecasted

Fiscal Year	Total PK-12 FTE	Change	% Change
1999-2000	2,328,851.08		
2000-2001	2,388,011.08	59,160.00	2.5%
2001-2002	2,453,550.00	65,538.92	2.7%
2002-2003	2,497,314.00	43,764.00	1.8%
2003-2004	2,558,491.53	61,177.53	2.4%
2004-2005	2,609,593.94	51,102.41	2.0%
2005-2006	2,641,121.29	31,527.35	1.2%
2006-2007	2,638,331.10	(2,790.19)	-0.1%
2007-2008	2,631,277.10	(7,054.00)	-0.3%
2008-2009	2,617,371.52	(13,905.58)	-0.5%
2009-2010 3 rd Calc	2,620,317.06	2,945.54	0.1%
2010-2011 Forecast (Feb. 2010)	2,640,080.14	19,763.08	0.75%
2011-2012 Forecast (Feb. 2010)	2,657,353.78	17,273.64	0.65%
2012-2013 Forecast (Feb. 2010)	2,697,835.68	40,481.90	1.52%
2013-2014 Forecast (Feb. 2010)	2,733,722.81	35,887.13	1.33%

Florida Virtual School FTE Enrollment



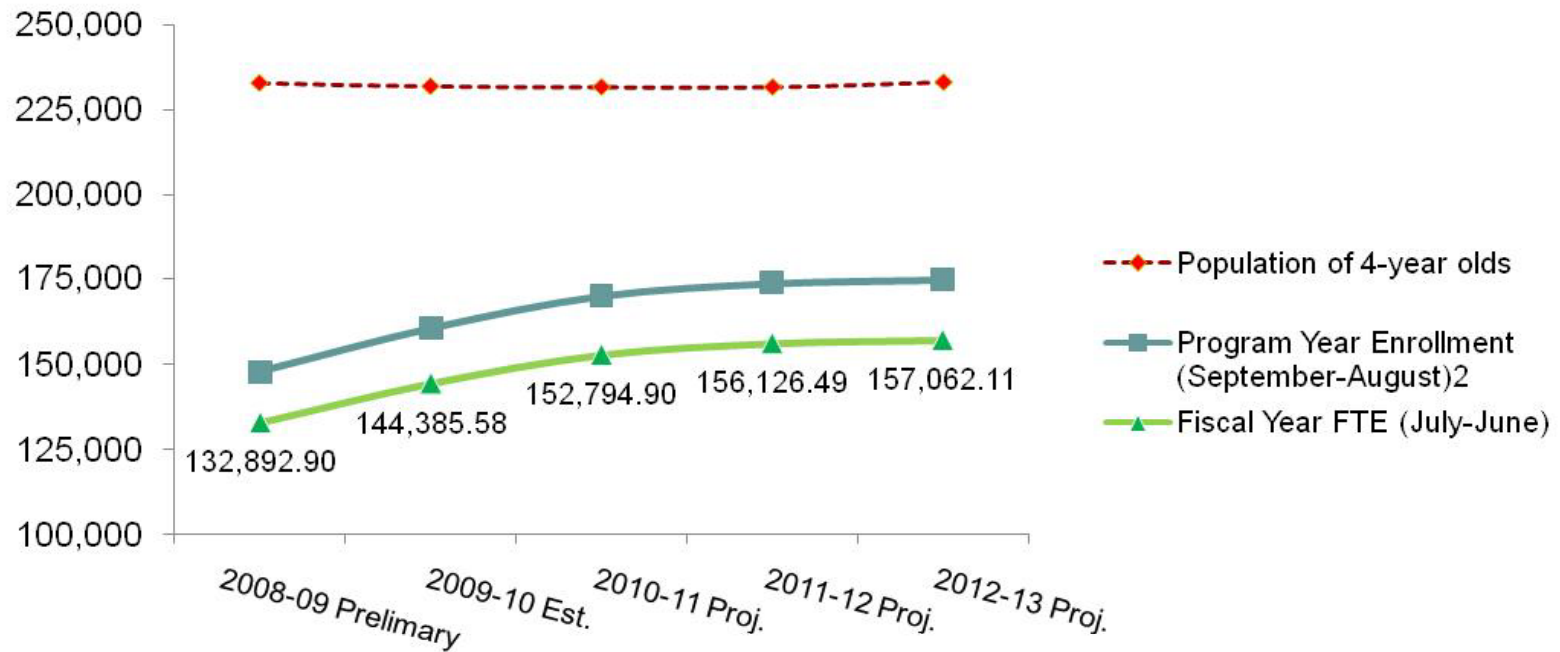
The Florida Virtual School, as a fairly new program, is still experiencing rapid growth and is expected to continue such growth for several more years before reaching “maturity.”



Factors to Consider for PK-12 Public School FTE Enrollment

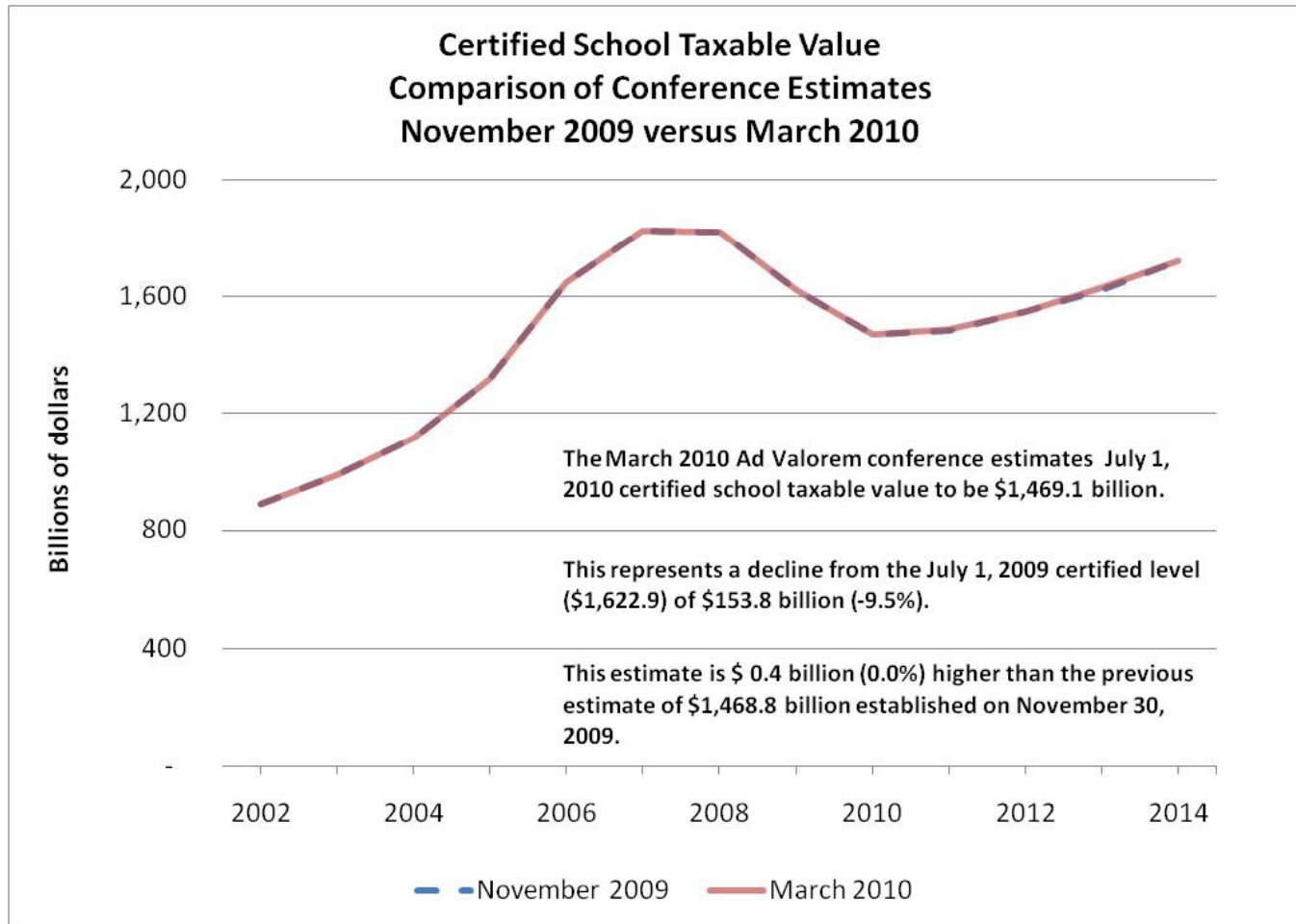
- **Delivery Changes:** Florida Virtual School enrollment is growing as discussed previously.
- **Base Changes:** Population growth is forecast to be less than one percent in each of the next three years, 0.12%, 0.41%, 0.80% for the years ending April 1, 2010, 2011, and 2012, respectively. Current economic conditions make it more difficult for people to relocate to the state (Demographic Estimating Conference, January 2010).
- **Economic Changes:** Some school districts have reported that their increase in enrollment is due to an increase in the number of students entering from private education as parents have less money for tuition and as some private schools restructure.
- **External Shocks:** Earthquake-affected Haitians have already entered the public school system in 2010-11 (2,743 students as of March 1, 2010). The effect in 2011-10 of entries in from second half of 2009-10 and all of 2011-10 is expected to be 9,716 students.

Voluntary Prekindergarten Enrollment & Full-Time Equivalent (FTE) Enrollment December 7, 2009



- Program growth is expected even though the number of four-year olds in the population is relatively flat through this time period.
- Expect to reach 75% of eligible four-year olds participating by 2011-12.
- The next Estimating Conference is March 8, 2010. At this conference the current year estimates and forecasts through 2013-14 will be refined using enrollment data through January 2010. The current year financial shortfall is \$28.2 million coming into that conference.

Lower Ad Valorem Forecast than 2009-10



Other Revenue Sources

- **Educational Enhancement Trust Fund**

- In deficit this year (\$6.8 million), and
- Lower than expected next year due to decreased lottery ticket sales and the delayed opening of the Miami Jai-Alai slots facility.
- Funds Available in FY 2010-11 are now \$65.6 million below the recurring base from FY 2009-10.

- **Principal State School Trust Fund**

- In serious deficit this year (\$65.3 million), and
- Receipts lowered for next year as claims continue to increase on the abandoned property held by the state.
- Funds Available in FY 2010-11 are now \$48.9 million below the recurring base from FY 2009-10.

FEFP Impact from Conferences...

FY 2010-11 FEFP Relative To FY 2009-10

	\$ millions
Trust Fund Shortfalls and Restoration of Non-recurring	\$116
9.5% Decrease in Ad Valorem	\$778
Enrollment Increase	\$136
Total GR Need	<u>\$1,030</u>



Additional Issues...

- Other Demands for General Revenue...Not only is education funding experiencing pressure from within, Medicaid will be a significant outside drain on General Revenue – making access to additional funds even more difficult next year and in FY 2011-12.
- By FY 2011-12, the State will also need to address the loss of Federal Stimulus dollars in education (estimated at \$1.2 billion).

