

Caseload Social Services Estimating Conference

Florida KidCare Program

December 4, 2023

REVISED PER CONFERENCE

Florida KidCare
Caseload Social Services Estimating Conference - December 04, 2023
Actual and Projected Enrollment for July 2023 to June 2029

**Enrollment Summary
July 2023 though June 2027**

	CMS (1)			Increase (Decrease)	MK (2)			Increase (Decrease)	HK (3)			Increase (Decrease)	Total Enrollment		Increase (Decrease)
	SSEC Dec 4, 2023	SSEC Jul 18, 2023			SSEC Dec 4, 2023	SSEC Jul 18, 2023			SSEC Dec 4, 2023	SSEC Jul 18, 2023			SSEC Dec 4, 2023	SSEC Jul 18, 2023	
Jul-23	6,878	6,878	0	9,304	9,578	(274)	103,147	103,147	0	119,329	119,603	(274)			
Aug-23	7,212	7,186	26	10,473	11,673	(1,200)	109,700	109,753	(53)	127,385	128,612	(1,227)			
Sep-23	7,756	7,494	262	11,837	13,768	(1,931)	119,001	116,355	2,646	138,594	137,617	977			
Oct-23	8,245	7,802	443	13,084	15,863	(2,779)	125,226	122,957	2,269	146,555	146,622	(67)			
Nov-23	8,725	8,110	615	14,836	17,958	(3,122)	131,569	129,559	2,010	155,130	155,627	(497)			
Dec-23	9,187	8,418	769	16,101	20,053	(3,952)	138,163	136,161	2,002	163,451	164,632	(1,181)			
Jan-24	10,191	10,874	(683)	17,646	23,096	(5,450)	144,757	148,483	(3,726)	172,594	182,453	(9,859)			
Feb-24	11,195	11,878	(683)	19,191	25,141	(5,950)	151,351	155,085	(3,734)	181,737	192,104	(10,367)			
Mar-24	12,199	12,882	(683)	20,736	27,186	(6,450)	157,945	161,687	(3,742)	190,880	201,755	(10,875)			
Apr-24	14,634	13,886	748	23,922	29,231	(5,309)	170,204	168,289	1,915	208,760	211,406	(2,646)			
May-24	15,638	14,890	748	25,467	31,276	(5,809)	176,798	174,891	1,907	217,903	221,057	(3,154)			
Jun-24	16,642	15,894	748	27,012	33,321	(6,309)	183,392	181,493	1,899	227,046	230,708	(3,662)			
Total	128,502	126,192	2,310	209,609	258,144	(48,535)	1,711,253	1,707,860	3,393	2,049,364	2,092,196	(42,832)			
Jul-24	17,062	16,762	300	27,617	34,254	(6,637)	187,219	188,208	(989)	231,898	239,224	(7,326)			
Aug-24	17,119	16,819	300	27,841	34,478	(6,637)	187,891	188,880	(989)	232,851	240,177	(7,326)			
Sep-24	17,176	16,876	300	28,065	34,702	(6,637)	188,563	189,552	(989)	233,804	241,130	(7,326)			
Oct-24	17,233	16,933	300	28,289	34,926	(6,637)	189,235	190,224	(989)	234,757	242,083	(7,326)			
Nov-24	17,290	16,990	300	28,513	35,150	(6,637)	189,908	190,897	(989)	235,711	243,037	(7,326)			
Dec-24	17,347	17,047	300	28,737	35,374	(6,637)	190,580	191,569	(989)	236,664	243,990	(7,326)			
Jan-25	17,404	17,104	300	28,961	35,598	(6,637)	191,252	192,241	(989)	237,617	244,943	(7,326)			
Feb-25	17,461	17,161	300	29,185	35,822	(6,637)	191,924	192,913	(989)	238,570	245,896	(7,326)			
Mar-25	17,518	17,218	300	29,409	36,046	(6,637)	192,596	193,585	(989)	239,523	246,849	(7,326)			
Apr-25	17,575	17,275	300	29,633	36,270	(6,637)	193,268	194,257	(989)	240,476	247,802	(7,326)			
May-25	17,632	17,332	300	29,857	36,494	(6,637)	193,940	194,929	(989)	241,429	248,755	(7,326)			
Jun-25	17,689	17,389	300	30,081	36,718	(6,637)	194,612	195,601	(989)	242,382	249,708	(7,326)			
Total	208,506	204,906	3,600	346,188	425,832	(79,644)	2,290,988	2,302,856	(11,868)	2,845,682	2,933,594	(87,912)			
Jul-25	18,558	18,064	494	31,324	37,825	(6,501)	205,605	205,193	412	255,487	261,082	(5,595)			
Aug-25	18,598	18,104	494	31,440	37,941	(6,501)	206,148	205,736	412	256,186	261,781	(5,595)			
Sep-25	18,638	18,144	494	31,556	38,057	(6,501)	206,691	206,279	412	256,885	262,480	(5,595)			
Oct-25	18,678	18,184	494	31,672	38,173	(6,501)	207,234	206,822	412	257,584	263,179	(5,595)			
Nov-25	18,718	18,224	494	31,788	38,289	(6,501)	207,778	207,366	412	258,284	263,879	(5,595)			
Dec-25	18,758	18,264	494	31,904	38,405	(6,501)	208,321	207,909	412	258,983	264,578	(5,595)			
Jan-26	18,798	18,304	494	32,020	38,521	(6,501)	208,864	208,452	412	259,682	265,277	(5,595)			
Feb-26	18,838	18,344	494	32,136	38,637	(6,501)	209,407	208,995	412	260,381	265,976	(5,595)			
Mar-26	18,878	18,384	494	32,252	38,753	(6,501)	209,951	209,539	412	261,081	266,676	(5,595)			
Apr-26	18,918	18,424	494	32,368	38,869	(6,501)	210,494	210,082	412	261,780	267,375	(5,595)			
May-26	18,958	18,464	494	32,484	38,985	(6,501)	211,037	210,625	412	262,479	268,074	(5,595)			
Jun-26	18,998	18,504	494	32,600	39,101	(6,501)	211,580	211,168	412	263,178	268,773	(5,595)			
Total	225,336	219,408	5,928	383,544	461,556	(78,012)	2,503,110	2,498,166	4,944	3,111,990	3,179,130	(67,140)			
Jul-26	19,404	18,792	612	33,145	39,493	(6,348)	216,625	214,766	1,859	269,174	273,051	(3,877)			
Aug-26	19,444	18,832	612	33,207	39,555	(6,348)	217,181	215,322	1,859	269,832	273,709	(3,877)			
Sep-26	19,484	18,872	612	33,269	39,617	(6,348)	217,737	215,878	1,859	270,490	274,367	(3,877)			
Oct-26	19,524	18,912	612	33,331	39,679	(6,348)	218,294	216,435	1,859	271,149	275,026	(3,877)			
Nov-26	19,564	18,952	612	33,393	39,741	(6,348)	218,850	216,991	1,859	271,807	275,684	(3,877)			
Dec-26	19,604	18,992	612	33,455	39,803	(6,348)	219,406	217,547	1,859	272,465	276,342	(3,877)			
Jan-27	19,644	19,032	612	33,517	39,865	(6,348)	219,962	218,103	1,859	273,123	277,000	(3,877)			
Feb-27	19,684	19,072	612	33,579	39,927	(6,348)	220,519	218,660	1,859	273,782	277,659	(3,877)			
Mar-27	19,724	19,112	612	33,641	39,989	(6,348)	221,075	219,216	1,859	274,440	278,317	(3,877)			
Apr-27	19,764	19,152	612	33,703	40,051	(6,348)	221,631	219,772	1,859	275,098	278,975	(3,877)			
May-27	19,804	19,192	612	33,765	40,113	(6,348)	222,187	220,328	1,859	275,756	279,633	(3,877)			
Jun-27	19,844	19,232	612	33,827	40,175	(6,348)	222,744	220,885	1,859	276,415	280,292	(3,877)			
Total	235,488	228,144	7,344	401,832	478,008	(76,176)	2,636,210	2,613,902	22,308	3,273,530	3,320,054	(46,524)			

- (1) Childrens Medical Services only, does not include Bnet.
- (2) A combination of MediKids Title XXI and Full Pay programs.
- (3) A combination of Florida Healthy Kids Title XXI and Full Pay programs.
- (4) Annual change may differ from monthly changes due to rounding.

Florida KidCare
 Caseload Social Services Estimating Conference - December 04, 2023
 Actual and Projected Enrollment for July 2023 to June 2029

Enrollment Summary (Continued)
July 2027 through June 2029

	CMS (1)			Increase (Decrease)	MK (2)			Increase (Decrease)	HK (3)			Increase (Decrease)	Total		Increase (Decrease)
	SSEC Dec 4, 2023	SSEC Jul 18, 2023			SSEC Dec 4, 2023	SSEC Jul 18, 2023			SSEC Dec 4, 2023	SSEC Jul 18, 2023			SSEC Dec 4, 2023	SSEC Jul 18, 2023	
Jul-27	19,885	19,278	607	33,893	40,244	(6,351)	223,289	221,485	1,804	277,067	281,007	(3,940)			
Aug-27	19,925	19,318	607	33,956	40,307	(6,351)	223,860	222,056	1,804	277,741	281,681	(3,940)			
Sep-27	19,965	19,358	607	34,019	40,370	(6,351)	224,431	222,627	1,804	278,415	282,355	(3,940)			
Oct-27	20,005	19,398	607	34,082	40,433	(6,351)	225,002	223,198	1,804	279,089	283,029	(3,940)			
Nov-27	20,045	19,438	607	34,145	40,496	(6,351)	225,573	223,769	1,804	279,763	283,703	(3,940)			
Dec-27	20,085	19,478	607	34,208	40,559	(6,351)	226,144	224,340	1,804	280,437	284,377	(3,940)			
Jan-28	20,125	19,518	607	34,271	40,622	(6,351)	226,715	224,911	1,804	281,111	285,051	(3,940)			
Feb-28	20,165	19,558	607	34,334	40,685	(6,351)	227,286	225,482	1,804	281,785	285,725	(3,940)			
Mar-28	20,205	19,598	607	34,397	40,748	(6,351)	227,857	226,053	1,804	282,459	286,399	(3,940)			
Apr-28	20,245	19,638	607	34,460	40,811	(6,351)	228,428	226,624	1,804	283,133	287,073	(3,940)			
May-28	20,285	19,678	607	34,523	40,874	(6,351)	228,999	227,195	1,804	283,807	287,747	(3,940)			
Jun-28	20,325	19,718	607	34,586	40,937	(6,351)	229,570	227,766	1,804	284,481	288,421	(3,940)			
Total	241,260	233,976	7,284	410,874	487,086	(76,212)	2,717,150	2,695,502	21,648	3,369,284	3,416,564	(47,280)			
Jul-28	20,554	19,674	880	34,777	40,889	(6,112)	231,318	227,263	4,055	286,649	287,826	(1,177)			
Aug-28	20,594	19,714	880	34,840	40,952	(6,112)	231,904	227,849	4,055	287,338	288,515	(1,177)			
Sep-28	20,634	19,754	880	34,903	41,015	(6,112)	232,490	228,435	4,055	288,027	289,204	(1,177)			
Oct-28	20,674	19,794	880	34,966	41,078	(6,112)	233,076	229,021	4,055	288,716	289,893	(1,177)			
Nov-28	20,714	19,834	880	35,029	41,141	(6,112)	233,662	229,607	4,055	289,405	290,582	(1,177)			
Dec-28	20,754	19,874	880	35,092	41,204	(6,112)	234,248	230,193	4,055	290,094	291,271	(1,177)			
Jan-29	20,794	19,914	880	35,155	41,267	(6,112)	234,834	230,779	4,055	290,783	291,960	(1,177)			
Feb-29	20,834	19,954	880	35,218	41,330	(6,112)	235,420	231,365	4,055	291,472	292,649	(1,177)			
Mar-29	20,874	19,994	880	35,281	41,393	(6,112)	236,006	231,951	4,055	292,161	293,338	(1,177)			
Apr-29	20,914	20,034	880	35,344	41,456	(6,112)	236,592	232,537	4,055	292,850	294,027	(1,177)			
May-29	20,954	20,074	880	35,407	41,519	(6,112)	237,178	233,123	4,055	293,539	294,716	(1,177)			
Jun-29	20,994	20,114	880	35,470	41,582	(6,112)	237,764	233,709	4,055	294,228	295,405	(1,177)			
Total	249,288	238,728	10,560	421,482	494,826	(73,344)	2,814,488	2,765,828	48,660	3,485,258	3,499,382	(14,124)			

- (1) Childrens Medical Services only, does not include Bnet.
- (2) A combination of MediKids Title XXI and Full Pay programs.
- (3) A combination of Florida Healthy Kids Title XXI and Full Pay programs.
- (4) Annual change may differ from monthly changes due to rounding.

Florida KidCare
 Caseload Social Services Estimating Conference - December 04, 2023
 Actual Enrollment

Monthly KidCare Enrollments
 December 2022 through November 2023

Month / Year	HK Title XXI	HK Full Pay	HK Total	MK Title XXI	MK Full Pay	MK Total	CMS	Total
Dec-22	84,621	22,163	106,784	5,536	3,492	9,028	7,162	122,974
Jan-23	80,289	21,406	101,695	5,123	3,344	8,467	6,879	117,041
Feb-23	77,954	21,249	99,203	4,883	3,280	8,163	6,702	114,068
Mar-23	76,340	21,650	97,990	4,695	3,255	7,950	6,606	112,546
Apr-23	76,844	20,531	97,375	4,661	3,061	7,722	6,653	111,750
May-23	75,404	20,322	95,726	4,706	3,032	7,738	6,516	109,980
Jun-23	77,090	20,712	97,802	5,224	3,063	8,287	6,587	112,676
Jul-23	82,212	20,935	103,147	6,228	3,076	9,304	6,878	119,329
Aug-23	88,366	21,334	109,700	7,329	3,144	10,473	7,212	127,385
Sep-23	97,008	21,993	119,001	8,603	3,234	11,837	7,756	138,594
Oct-23	102,577	22,649	125,226	9,738	3,346	13,084	8,245	146,555
Nov-23	108,524	23,045	131,569	11,368	3,468	14,836	8,725	155,130

Average Enrollment	85,602	21,499	107,102	6,508	3,233	9,741	7,160	124,002
---------------------------	---------------	---------------	----------------	--------------	--------------	--------------	--------------	----------------

Percentage Split between KidCare Programs	69.0%	17.3%	86.4%	5.2%	2.6%	7.8%	5.8%	100.0%
--	--------------	--------------	--------------	-------------	-------------	-------------	-------------	---------------

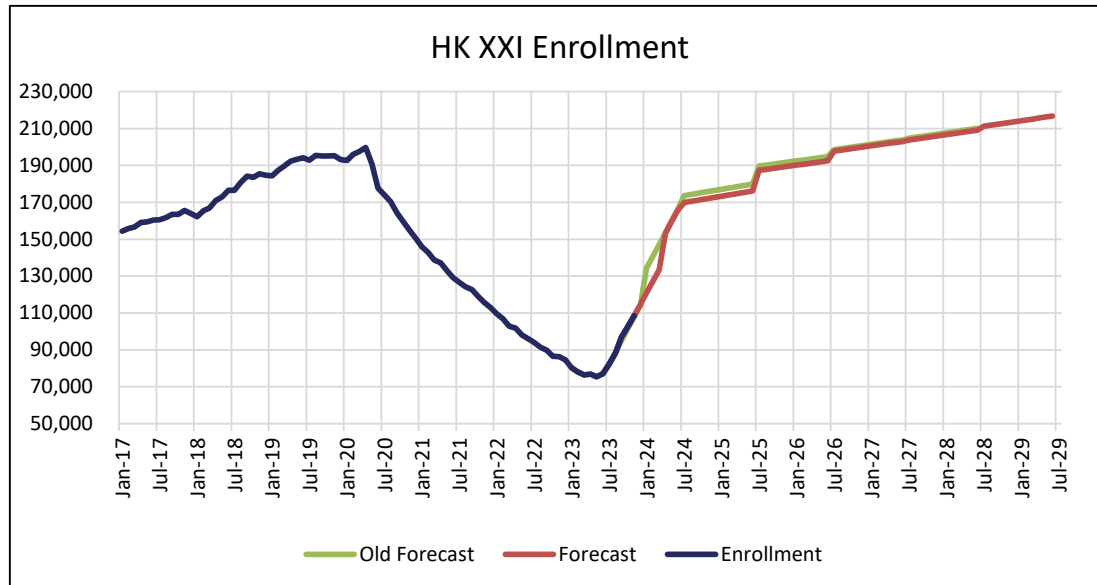
Florida KidCare
Social Services Conference - December 04, 2023
Enrollment Projections

**Enrollment for Healthy Kids Title XXI Children
December 2022 through November 2023**

Month / Year	HK Title XXI Enrollment	Change in Monthly Enrollment	Percent Change in Monthly Enrollment
Dec-22	84,621	(1,755)	-2.03%
Jan-23	80,289	(4,332)	-5.12%
Feb-23	77,954	(2,335)	-2.91%
Mar-23	76,340	(1,614)	-2.07%
Apr-23	76,844	504	0.66%
May-23	75,404	(1,440)	-1.87%
Jun-23	77,090	1,686	2.24%
Jul-23	82,212	5,122	6.64%
Aug-23	88,366	6,154	7.49%
Sep-23	97,008	8,642	9.78%
Oct-23	102,577	5,569	5.74%
Nov-23	108,524	5,947	5.80%

Average Monthly Change 1,846 2.03%

	Current Projections (12/04/2023)		Previous Projections (7/18/2023)	
	Month	Annual	Month	Annual
Jul 2023 thru Jun 2024	7,372	114.75%	7,434	115.72%
Jul 2024 thru Jun 2025	883	6.40%	1,135	8.19%
Jul 2025 thru Jun 2026	1,360	9.26%	1,237	8.25%
Jul 2026 thru Jun 2027	878	5.47%	757	4.67%
Jul 2027 thru Jun 2028	517	2.64%	522	2.63%
Jul 2028 thru Jun 2029	631	3.62%	443	2.53%



Florida KidCare
Social Services Conference - December 04, 2023
Enrollment Projections

**Enrollment Projections for Healthy Kids Title XXI Children
July 2023 through June 2027**

Current Projections (12/04/2023)				Previous Projections (7/18/2023)		
Month / Year	Monthly Enrollment	Monthly Change	Annual Change	Monthly Enrollment	Monthly Change	Annual Change
Jul-23	82,212	5,122		82,212	5,122	
Aug-23	88,366	6,154		88,617	6,405	
Sep-23	97,008	8,642		95,022	6,405	
Oct-23	102,577	5,569		101,427	6,405	
Nov-23	108,524	5,947		107,832	6,405	
Dec-23	114,724	6,200		114,237	6,405	
Jan-24	120,924	6,200		134,271	20,034	
Feb-24	127,124	6,200		140,676	6,405	
Mar-24	133,324	6,200		147,081	6,405	
Apr-24	153,153	19,829		153,486	6,405	
May-24	159,353	6,200		159,891	6,405	
Jun-24	165,553	6,200	88,463	166,296	6,405	89,206
Jul-24	169,855	4,302		173,620	7,324	
Aug-24	170,427	572		174,192	572	
Sep-24	170,999	572		174,764	572	
Oct-24	171,571	572		175,336	572	
Nov-24	172,143	572		175,908	572	
Dec-24	172,715	572		176,480	572	
Jan-25	173,287	572		177,052	572	
Feb-25	173,859	572		177,624	572	
Mar-25	174,431	572		178,196	572	
Apr-25	175,003	572		178,768	572	
May-25	175,575	572		179,340	572	
Jun-25	176,147	572	10,594	179,912	572	13,616
Jul-25	187,384	11,237		189,669	9,757	
Aug-25	187,846	462		190,131	462	
Sep-25	188,308	462		190,593	462	
Oct-25	188,770	462		191,055	462	
Nov-25	189,232	462		191,517	462	
Dec-25	189,694	462		191,979	462	
Jan-26	190,156	462		192,441	462	
Feb-26	190,618	462		192,903	462	
Mar-26	191,080	462		193,365	462	
Apr-26	191,542	462		193,827	462	
May-26	192,004	462		194,289	462	
Jun-26	192,466	462	16,319	194,751	462	14,839
Jul-26	197,777	5,311		198,615	3,864	
Aug-26	198,252	475		199,090	475	
Sep-26	198,727	475		199,565	475	
Oct-26	199,202	475		200,040	475	
Nov-26	199,677	475		200,515	475	
Dec-26	200,152	475		200,990	475	
Jan-27	200,627	475		201,465	475	
Feb-27	201,102	475		201,940	475	
Mar-27	201,577	475		202,415	475	
Apr-27	202,052	475		202,890	475	
May-27	202,527	475		203,365	475	
Jun-27	203,002	475	10,536	203,840	475	9,089

Florida KidCare
 Social Services Conference - December 04, 2023
 Enrollment Projections

Enrollment Projections for Healthy Kids Title XXI Children (Continued)
July 2027 though June 2029

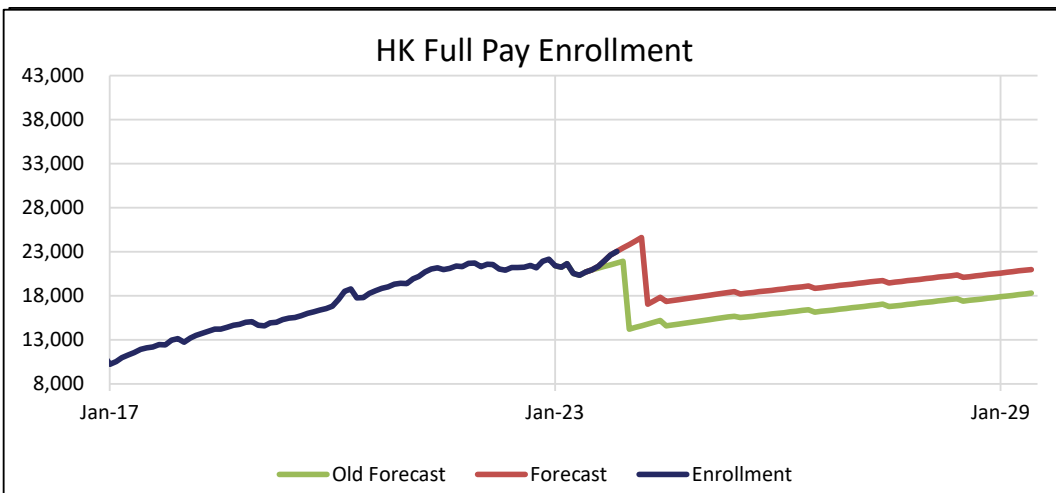
Current Projections (12/04/2023)				Previous Projections (7/18/2023)		
Month Year	Monthly Enrollment	Monthly Change	Annual Change	Monthly Enrollment	Monthly Change	Annual Change
Jul-27	203,814	812		204,708	868	
Aug-27	204,304	490		205,198	490	
Sep-27	204,794	490		205,688	490	
Oct-27	205,284	490		206,178	490	
Nov-27	205,774	490		206,668	490	
Dec-27	206,264	490		207,158	490	
Jan-28	206,754	490		207,648	490	
Feb-28	207,244	490		208,138	490	
Mar-28	207,734	490		208,628	490	
Apr-28	208,224	490		209,118	490	
May-28	208,714	490		209,608	490	
Jun-28	209,204	490	5,390	210,098	490	5,390
Jul-28	211,218	2,014		209,861	(237)	
Aug-28	211,723	505		210,366	505	
Sep-28	212,228	505		210,871	505	
Oct-28	212,733	505		211,376	505	
Nov-28	213,238	505		211,881	505	
Dec-28	213,743	505		212,386	505	
Jan-29	214,248	505		212,891	505	
Feb-29	214,753	505		213,396	505	
Mar-29	215,258	505		213,901	505	
Apr-29	215,763	505		214,406	505	
May-29	216,268	505		214,911	505	
Jun-29	216,773	505	7,569	215,416	505	5,318

**Enrollment for Healthy Kids Full Pay Children
 December 2022 through November 2023**

Month / Year	HK Full Pay Enrollment	Change in Monthly Enrollment	Percent Change in Monthly Enrollment
Dec-22	22,163	225	1.03%
Jan-23	21,406	(757)	-3.42%
Feb-23	21,249	(157)	-0.73%
Mar-23	21,650	401	1.89%
Apr-23	20,531	(1,119)	-5.17%
May-23	20,322	(209)	-1.02%
Jun-23	20,712	390	1.92%
Jul-23	20,935	223	1.08%
Aug-23	21,334	399	1.91%
Sep-23	21,993	659	3.09%
Oct-23	22,649	656	2.98%
Nov-23	23,045	396	1.75%

Average Monthly Change 92 0.44%

	Current Projections (12/04/2023)		Previous Projections (7/18/2023)	
	Month	Annual	Month	Annual
Jul 2023 thru Jun 2024	-239	-13.87%	-460	-26.63%
Jul 2024 thru Jun 2025	52	3.51%	41	3.24%
Jul 2025 thru Jun 2026	54	3.52%	61	4.64%
Jul 2026 thru Jun 2027	52	3.28%	52	3.82%
Jul 2027 thru Jun 2028	52	3.16%	52	3.66%
Jul 2028 thru Jun 2029	52	3.07%	52	3.54%



Florida KidCare
 Social Services Estimating Conference - December 04, 2023
 Enrollment Projections

**Enrollment Projections for Healthy Kids Full Pay Children
 July 2023 through June 2027**

Current Projections (12/04/2023)				Previous Projections (7/18/2023)		
Month / Year	Monthly Enrollment	Monthly Change	Annual Change	Monthly Enrollment	Monthly Change	Annual Change
Jul-23	20,935	223		20,935	223	
Aug-23	21,334	399		21,136	201	
Sep-23	21,993	659		21,333	197	
Oct-23	22,649	656		21,530	197	
Nov-23	23,045	396		21,727	197	
Dec-23	23,439	394		21,924	197	
Jan-24	23,833	394		14,212	(7,712)	
Feb-24	24,227	394		14,409	197	
Mar-24	24,621	394		14,606	197	
Apr-24	17,051	(7,570)		14,803	197	
May-24	17,445	394		15,000	197	
Jun-24	17,839	394	(2,873)	15,197	197	(5,515)
Jul-24	17,364	(475)		14,588	(609)	
Aug-24	17,464	100		14,688	100	
Sep-24	17,564	100		14,788	100	
Oct-24	17,664	100		14,888	100	
Nov-24	17,765	100		14,989	100	
Dec-24	17,865	100		15,089	100	
Jan-25	17,965	100		15,189	100	
Feb-25	18,065	100		15,289	100	
Mar-25	18,165	100		15,389	100	
Apr-25	18,265	100		15,489	100	
May-25	18,365	100		15,589	100	
Jun-25	18,465	100	626	15,689	100	492
Jul-25	18,221	(245)		15,524	(166)	
Aug-25	18,302	81		15,605	81	
Sep-25	18,383	81		15,686	81	
Oct-25	18,464	81		15,767	81	
Nov-25	18,546	81		15,849	81	
Dec-25	18,627	81		15,930	81	
Jan-26	18,708	81		16,011	81	
Feb-26	18,789	81		16,092	81	
Mar-26	18,871	81		16,174	81	
Apr-26	18,952	81		16,255	81	
May-26	19,033	81		16,336	81	
Jun-26	19,114	81	649	16,417	81	728
Jul-26	18,848	(267)		16,151	(267)	
Aug-26	18,929	81		16,232	81	
Sep-26	19,010	81		16,313	81	
Oct-26	19,092	81		16,395	81	
Nov-26	19,173	81		16,476	81	
Dec-26	19,254	81		16,557	81	
Jan-27	19,335	81		16,638	81	
Feb-27	19,417	81		16,720	81	
Mar-27	19,498	81		16,801	81	
Apr-27	19,579	81		16,882	81	
May-27	19,660	81		16,963	81	
Jun-27	19,742	81	627	17,045	81	627

Florida KidCare
 Social Services Estimating Conference - December 04, 2023
 Enrollment Projections

Enrollment Projections for Healthy Kids Full Pay Children (Continued)
July 2027 though June 2029

Current Projections (12/04/2023)				Previous Projections (7/18/2023)		
Month Year	Monthly Enrollment	Monthly Change	Annual Change	Monthly Enrollment	Monthly Change	Annual Change
Jul-27	19,475	(267)		16,777	(268)	
Aug-27	19,556	81		16,858	81	
Sep-27	19,637	81		16,939	81	
Oct-27	19,718	81		17,020	81	
Nov-27	19,799	81		17,101	81	
Dec-27	19,880	81		17,182	81	
Jan-28	19,961	81		17,263	81	
Feb-28	20,042	81		17,344	81	
Mar-28	20,123	81		17,425	81	
Apr-28	20,204	81		17,506	81	
May-28	20,285	81		17,587	81	
Jun-28	20,366	81	624	17,668	81	623
Jul-28	20,100	(266)		17,402	(266)	
Aug-28	20,181	81		17,483	81	
Sep-28	20,262	81		17,564	81	
Oct-28	20,343	81		17,645	81	
Nov-28	20,424	81		17,726	81	
Dec-28	20,505	81		17,807	81	
Jan-29	20,586	81		17,888	81	
Feb-29	20,667	81		17,969	81	
Mar-29	20,748	81		18,050	81	
Apr-29	20,829	81		18,131	81	
May-29	20,910	81		18,212	81	
Jun-29	20,991	81	625	18,293	81	625

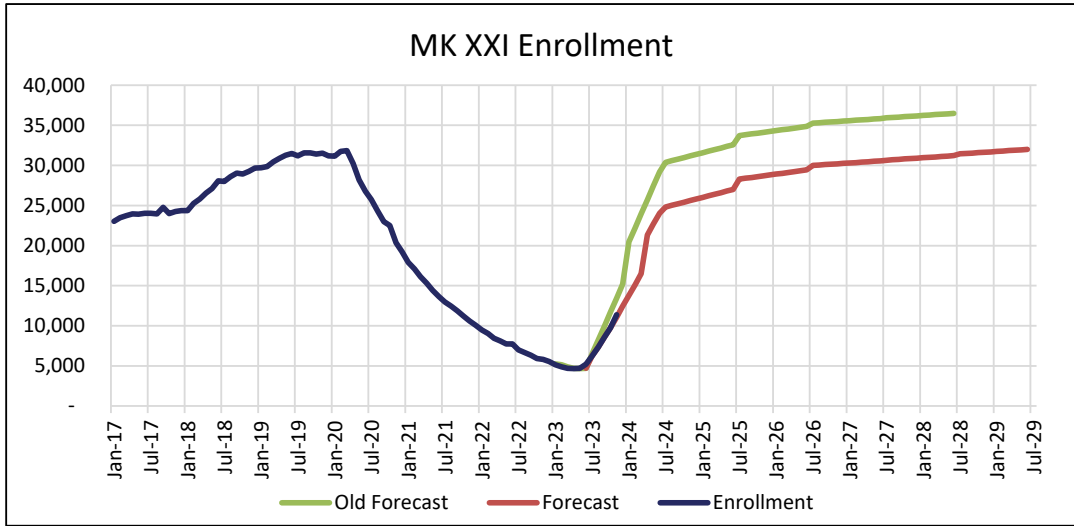
**Enrollment for MediKids Title XXI Children
December 2022 through November 2023**

Month / Year	MK Title XXI Enrollment	Change in Monthly Enrollment	Percent Change in Monthly Enrollment
Dec-22	5,536	(254)	-4.39%
Jan-23	5,123	(413)	-7.46%
Feb-23	4,883	(240)	-4.68%
Mar-23	4,695	(188)	-3.85%
Apr-23	4,661	(34)	-0.72%
May-23	4,706	45	0.97%
Jun-23	5,224	518	11.01%
Jul-23	6,228	1,004	19.22%
Aug-23	7,329	1,101	17.68%
Sep-23	8,603	1,274	17.38%
Oct-23	9,738	1,135	13.19%
* Nov-23	11,368	1,630	16.74%

Average Monthly Change 465 6.26%

* Month of enrollment is not complete and is based on preliminary reporting.

Estimated Change in MediKids Title XXI Children	Current Projections (12/04/2023)		Previous Projections (7/18/2023)	
	Month	Annual	Month	Annual
Jul 2023 thru Jun 2024	1,567	359.97%	2,040	520.12%
Jul 2024 thru Jun 2025	247	12.35%	282	11.58%
Jul 2025 thru Jun 2026	203	9.02%	191	7.05%
Jul 2026 thru Jun 2027	94	3.82%	81	2.78%
Jul 2027 thru Jun 2028	55	2.15%	55	1.84%
Jul 2028 thru Jun 2029	65	2.51%	45	1.49%



Florida KidCare
Social Services Estimating Conference - December 04, 2023
Enrollment Projections

**Enrollment Projections for MediKids Title XXI Children
July 2023 through June 2027**

Current Projections (12/04/2023)				Previous Projections (7/18/2023)		
Month / Year	Monthly Enrollment	Monthly Change	Annual Change	Monthly Enrollment	Monthly Change	Annual Change
Jul-23	6,228	1,004		6,483	1,777	
Aug-23	7,329	1,101		8,229	1,746	
Sep-23	8,603	1,274		9,975	1,746	
Oct-23	9,738	1,135		11,721	1,746	
* Nov-23	11,088	1,350		13,467	1,746	
Dec-23	12,438	1,350		15,213	1,746	
Jan-24	13,788	1,350		20,453	5,240	
Feb-24	15,138	1,350		22,199	1,746	
Mar-24	16,488	1,350		23,945	1,746	
Apr-24	21,329	4,841		25,691	1,746	
May-24	22,679	1,350		27,437	1,746	
Jun-24	24,029	1,350	18,805	29,183	1,746	24,477
Jul-24	24,818	789		30,384	1,201	
Aug-24	25,016	198		30,582	198	
Sep-24	25,214	198		30,780	198	
Oct-24	25,412	198		30,978	198	
Nov-24	25,610	198		31,176	198	
Dec-24	25,808	198		31,374	198	
Jan-25	26,006	198		31,572	198	
Feb-25	26,204	198		31,770	198	
Mar-25	26,402	198		31,968	198	
Apr-25	26,600	198		32,166	198	
May-25	26,798	198		32,364	198	
Jun-25	26,996	198	2,967	32,562	198	3,379
Jul-25	28,288	1,292		33,714	1,152	
Aug-25	28,392	104		33,818	104	
Sep-25	28,496	104		33,922	104	
Oct-25	28,600	104		34,026	104	
Nov-25	28,704	104		34,130	104	
Dec-25	28,808	104		34,234	104	
Jan-26	28,912	104		34,338	104	
Feb-26	29,016	104		34,442	104	
Mar-26	29,120	104		34,546	104	
Apr-26	29,224	104		34,650	104	
May-26	29,328	104		34,754	104	
Jun-26	29,432	104	2,436	34,858	104	2,296
Jul-26	30,005	573		35,276	418	
Aug-26	30,055	50		35,326	50	
Sep-26	30,105	50		35,376	50	
Oct-26	30,155	50		35,426	50	
Nov-26	30,205	50		35,476	50	
Dec-26	30,255	50		35,526	50	
Jan-27	30,305	50		35,576	50	
Feb-27	30,355	50		35,626	50	
Mar-27	30,405	50		35,676	50	
Apr-27	30,455	50		35,726	50	
May-27	30,505	50		35,776	50	
Jun-27	30,555	50	1,123	35,826	50	968

* Month of enrollment is not complete and is based on preliminary reporting.

Florida KidCare
 Social Services Estimating Conference - December 04, 2023
 Enrollment Projections

Enrollment Projections for MediKids Title XXI Children (Continued)
July 2027 though June 2029

Current Projections (12/04/2023)				Previous Projections (7/18/2023)		
Month Year	Monthly Enrollment	Monthly Change	Annual Change	Monthly Enrollment	Monthly Change	Annual Change
Jul-27	30,652	97		35,923	97	
Aug-27	30,703	51		35,974	51	
Sep-27	30,754	51		36,025	51	
Oct-27	30,805	51		36,076	51	
Nov-27	30,856	51		36,127	51	
Dec-27	30,907	51		36,178	51	
Jan-28	30,958	51		36,229	51	
Feb-28	31,009	51		36,280	51	
Mar-28	31,060	51		36,331	51	
Apr-28	31,111	51		36,382	51	
May-28	31,162	51		36,433	51	
Jun-28	31,213	51	658	36,484	51	658
Jul-28	31,435	222		36,467	(17)	
Aug-28	31,486	51		36,518	51	
Sep-28	31,537	51		36,569	51	
Oct-28	31,588	51		36,620	51	
Nov-28	31,639	51		36,671	51	
Dec-28	31,690	51		36,722	51	
Jan-29	31,741	51		36,773	51	
Feb-29	31,792	51		36,824	51	
Mar-29	31,843	51		36,875	51	
Apr-29	31,894	51		36,926	51	
May-29	31,945	51		36,977	51	
Jun-29	31,996	51	783	37,028	51	544

Florida KidCare
Social Services Estimating Conference - December 04, 2023
Enrollment Projections

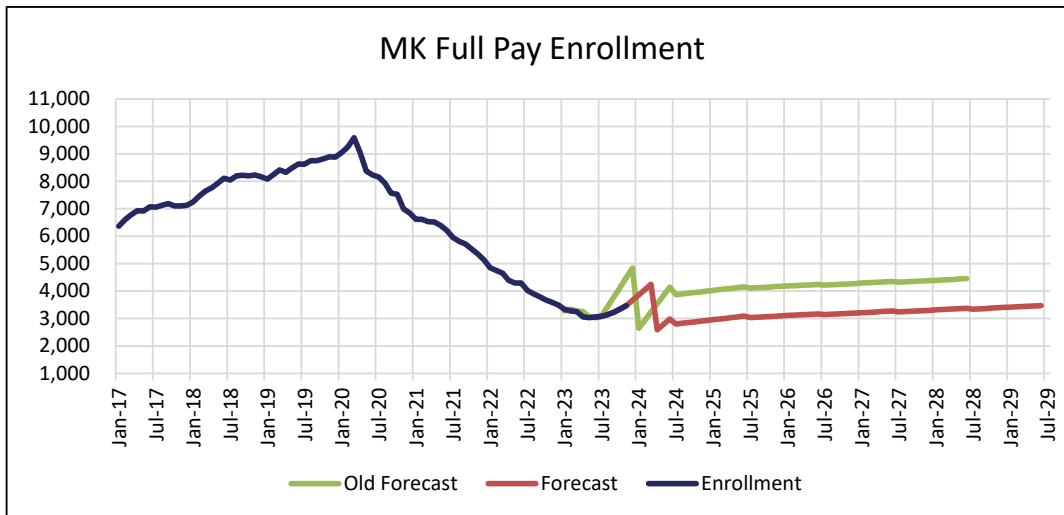
**Enrollment for MediKids Full Pay Children
December 2022 through November 2023**

Month / Year	MK Full Pay Enrollment	Change in Monthly Enrollment	Percent Change in Monthly Enrollment
Dec-22	3,492	(98)	-2.73%
Jan-23	3,344	(148)	-4.24%
Feb-23	3,280	(64)	-1.91%
Mar-23	3,255	(25)	-0.76%
Apr-23	3,061	(194)	-5.96%
May-23	3,032	(29)	-0.95%
Jun-23	3,063	31	1.02%
Jul-23	3,076	13	0.42%
Aug-23	3,144	68	2.21%
Sep-23	3,234	90	2.86%
Oct-23	3,346	112	3.46%
* Nov-23	3,468	122	3.65%

Average Monthly Change (10) -0.24%

* Month of enrollment is not complete and is based on preliminary reporting.

	Current Projections (12/04/2023)		Previous Projections (7/18/2023)	
	Month	Annual	Month	Annual
Jul 2023 thru Jun 2024	-7	-2.61%	92	36.48%
Jul 2024 thru Jun 2025	9	3.42%	2	0.43%
Jul 2025 thru Jun 2026	7	2.69%	7	2.09%
Jul 2026 thru Jun 2027	9	3.28%	9	2.50%
Jul 2027 thru Jun 2028	8	3.09%	9	2.39%
Jul 2028 thru Jun 2029	8	2.99%	8	2.27%



Florida KidCare
Social Services Estimating Conference - December 04, 2023
Enrollment Projections

**Enrollment Projections for MediKids Full Pay Children
July 2023 through June 2027**

Current Projections (12/04/2023)				Previous Projections (7/18/2023)		
Month / Year	Monthly Enrollment	Monthly Change	Annual Change	Monthly Enrollment	Monthly Change	Annual Change
Jul-23	3,076	13		3,095	63	
Aug-23	3,144	68		3,444	349	
Sep-23	3,234	90		3,793	349	
Oct-23	3,346	112		4,142	349	
* Nov-23	3,468	122		4,491	349	
Dec-23	3,663	195		4,840	349	
Jan-24	3,858	195		2,643	(2,197)	
Feb-24	4,053	195		2,942	299	
Mar-24	4,248	195		3,241	299	
Apr-24	2,593	(1,655)		3,540	299	
May-24	2,788	195		3,839	299	
Jun-24	2,983	195	(80)	4,138	299	1,106
Jul-24	2,799	(184)		3,870	(268)	
Aug-24	2,825	26		3,896	26	
Sep-24	2,851	26		3,922	26	
Oct-24	2,877	26		3,948	26	
Nov-24	2,903	26		3,974	26	
Dec-24	2,929	26		4,000	26	
Jan-25	2,955	26		4,026	26	
Feb-25	2,981	26		4,052	26	
Mar-25	3,007	26		4,078	26	
Apr-25	3,033	26		4,104	26	
May-25	3,059	26		4,130	26	
Jun-25	3,085	26	102	4,156	26	18
Jul-25	3,036	(49)		4,111	(45)	
Aug-25	3,048	12		4,123	12	
Sep-25	3,060	12		4,135	12	
Oct-25	3,072	12		4,147	12	
Nov-25	3,084	12		4,159	12	
Dec-25	3,096	12		4,171	12	
Jan-26	3,108	12		4,183	12	
Feb-26	3,120	12		4,195	12	
Mar-26	3,132	12		4,207	12	
Apr-26	3,144	12		4,219	12	
May-26	3,156	12		4,231	12	
Jun-26	3,168	12	83	4,243	12	87
Jul-26	3,140	(28)		4,217	(26)	
Aug-26	3,152	12		4,229	12	
Sep-26	3,164	12		4,241	12	
Oct-26	3,176	12		4,253	12	
Nov-26	3,188	12		4,265	12	
Dec-26	3,200	12		4,277	12	
Jan-27	3,212	12		4,289	12	
Feb-27	3,224	12		4,301	12	
Mar-27	3,236	12		4,313	12	
Apr-27	3,248	12		4,325	12	
May-27	3,260	12		4,337	12	
Jun-27	3,272	12	104	4,349	12	106

* Month of enrollment is not complete and is based on preliminary reporting.

Florida KidCare
 Social Services Estimating Conference - December 04, 2023
 Enrollment Projections

Enrollment Projections for MediKids Full Pay Children (Continued)
July 2027 though June 2029

Current Projections (12/04/2023)				Previous Projections (7/18/2023)		
Month Year	Monthly Enrollment	Monthly Change	Annual Change	Monthly Enrollment	Monthly Change	Annual Change
Jul-27	3,241	(31)		4,321	(28)	
Aug-27	3,253	12		4,333	12	
Sep-27	3,265	12		4,345	12	
Oct-27	3,277	12		4,357	12	
Nov-27	3,289	12		4,369	12	
Dec-27	3,301	12		4,381	12	
Jan-28	3,313	12		4,393	12	
Feb-28	3,325	12		4,405	12	
Mar-28	3,337	12		4,417	12	
Apr-28	3,349	12		4,429	12	
May-28	3,361	12		4,441	12	
Jun-28	3,373	12	101	4,453	12	104
Jul-28	3,342	(31)		4,422	(31)	
Aug-28	3,354	12		4,434	12	
Sep-28	3,366	12		4,446	12	
Oct-28	3,378	12		4,458	12	
Nov-28	3,390	12		4,470	12	
Dec-28	3,402	12		4,482	12	
Jan-29	3,414	12		4,494	12	
Feb-29	3,426	12		4,506	12	
Mar-29	3,438	12		4,518	12	
Apr-29	3,450	12		4,530	12	
May-29	3,462	12		4,542	12	
Jun-29	3,474	12	101	4,554	12	101

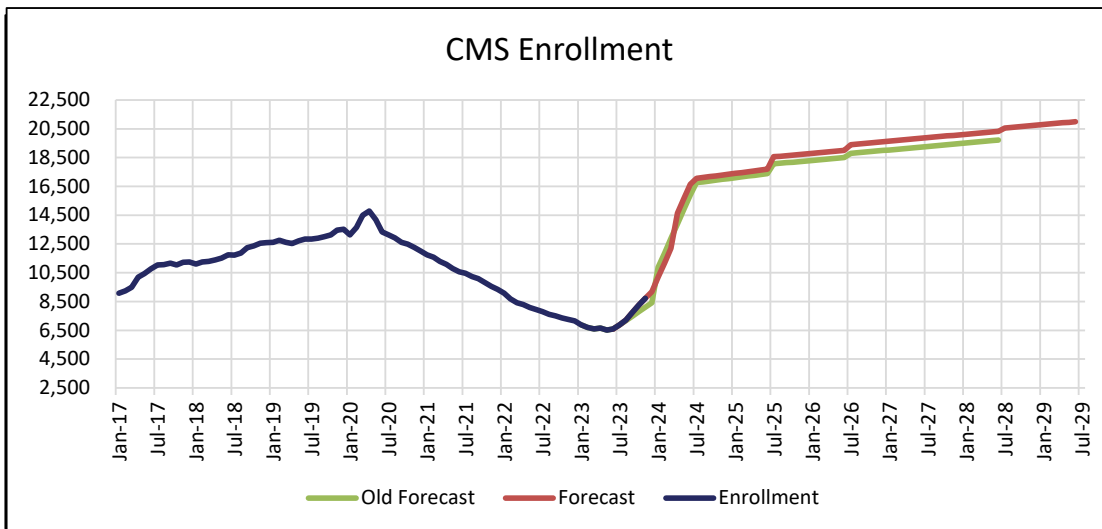
Florida KidCare
Social Services Estimating Conference - December 04, 2023
Enrollment Projections

**Enrollment for CMS Children
December 2022 through November 2023**

Month / Year	HK Title XXI Enrollment	Change in Monthly Enrollment	Percent Change in Monthly Enrollment
Dec-22	7,162	(98)	-1.35%
Jan-23	6,879	(283)	-3.95%
Feb-23	6,702	(177)	-2.57%
Mar-23	6,606	(96)	-1.43%
Apr-23	6,653	47	0.71%
May-23	6,516	(137)	-2.06%
Jun-23	6,587	71	1.09%
Jul-23	6,878	291	4.42%
Aug-23	7,212	334	4.86%
Sep-23	7,756	544	7.54%
Oct-23	8,245	489	6.30%
Nov-23	8,725	480	5.82%

Average Monthly Change 122 1.61%

	Current Projections (12/04/2023)		Previous Projections (7/18/2023)	
	Month	Annual	Month	Annual
Jul 2023 thru Jun 2024	838	152.65%	776	141.29%
Jul 2024 thru Jun 2025	87	6.29%	125	9.41%
Jul 2025 thru Jun 2026	109	7.40%	93	6.41%
Jul 2026 thru Jun 2027	71	4.45%	61	3.93%
Jul 2027 thru Jun 2028	40	2.42%	41	2.53%
Jul 2028 thru Jun 2029	56	3.29%	33	2.01%



Florida KidCare
 Social Services Estimating Conference - December 04, 2023
 Enrollment Projections

**Enrollment Projections for CMS Children
 July 2023 through June 2027**

Current Projections (12/04/2023)				Previous Projections (7/18/2023)		
Month / Year	Monthly Enrollment	Monthly Change	Annual Change	Monthly Enrollment	Monthly Change	Annual Change
Jul-23	6,878	291		6,878	291	
Aug-23	7,212	334		7,186	308	
Sep-23	7,756	544		7,494	308	
Oct-23	8,245	489		7,802	308	
Nov-23	8,725	480		8,110	308	
Dec-23	9,187	462		8,418	308	
Jan-24	10,191	1,004		10,874	2,456	
Feb-24	11,195	1,004		11,878	1,004	
Mar-24	12,199	1,004		12,882	1,004	
Apr-24	14,634	2,435		13,886	1,004	
May-24	15,638	1,004		14,890	1,004	
Jun-24	16,642	1,004	10,055	15,894	1,004	9,307
Jul-24	17,062	420		16,762	868	
Aug-24	17,119	57		16,819	57	
Sep-24	17,176	57		16,876	57	
Oct-24	17,233	57		16,933	57	
Nov-24	17,290	57		16,990	57	
Dec-24	17,347	57		17,047	57	
Jan-25	17,404	57		17,104	57	
Feb-25	17,461	57		17,161	57	
Mar-25	17,518	57		17,218	57	
Apr-25	17,575	57		17,275	57	
May-25	17,632	57		17,332	57	
Jun-25	17,689	57	1,047	17,389	57	1,495
Jul-25	18,558	869		18,064	675	
Aug-25	18,598	40		18,104	40	
Sep-25	18,638	40		18,144	40	
Oct-25	18,678	40		18,184	40	
Nov-25	18,718	40		18,224	40	
Dec-25	18,758	40		18,264	40	
Jan-26	18,798	40		18,304	40	
Feb-26	18,838	40		18,344	40	
Mar-26	18,878	40		18,384	40	
Apr-26	18,918	40		18,424	40	
May-26	18,958	40		18,464	40	
Jun-26	18,998	40	1,309	18,504	40	1,115
Jul-26	19,404	406		18,792	288	
Aug-26	19,444	40		18,832	40	
Sep-26	19,484	40		18,872	40	
Oct-26	19,524	40		18,912	40	
Nov-26	19,564	40		18,952	40	
Dec-26	19,604	40		18,992	40	
Jan-27	19,644	40		19,032	40	
Feb-27	19,684	40		19,072	40	
Mar-27	19,724	40		19,112	40	
Apr-27	19,764	40		19,152	40	
May-27	19,804	40		19,192	40	
Jun-27	19,844	40	846	19,232	40	728

Florida KidCare
 Social Services Estimating Conference - December 04, 2023
 Enrollment Projections

Enrollment Projections for CMS Children (Continued)
July 2027 though June 2029

Current Projections (12/04/2023)				Previous Projections (7/18/2023)		
Month Year	Monthly Enrollment	Monthly Change	Annual Change	Monthly Enrollment	Monthly Change	Annual Change
Jul-27	19,885	41		19,278	46	
Aug-27	19,925	40		19,318	40	
Sep-27	19,965	40		19,358	40	
Oct-27	20,005	40		19,398	40	
Nov-27	20,045	40		19,438	40	
Dec-27	20,085	40		19,478	40	
Jan-28	20,125	40		19,518	40	
Feb-28	20,165	40		19,558	40	
Mar-28	20,205	40		19,598	40	
Apr-28	20,245	40		19,638	40	
May-28	20,285	40		19,678	40	
Jun-28	20,325	40	481	19,718	40	486
Jul-28	20,554	229		19,674	(44)	
Aug-28	20,594	40		19,714	40	
Sep-28	20,634	40		19,754	40	
Oct-28	20,674	40		19,794	40	
Nov-28	20,714	40		19,834	40	
Dec-28	20,754	40		19,874	40	
Jan-29	20,794	40		19,914	40	
Feb-29	20,834	40		19,954	40	
Mar-29	20,874	40		19,994	40	
Apr-29	20,914	40		20,034	40	
May-29	20,954	40		20,074	40	
Jun-29	20,994	40	669	20,114	40	396