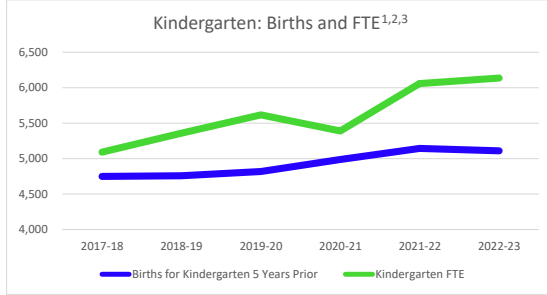
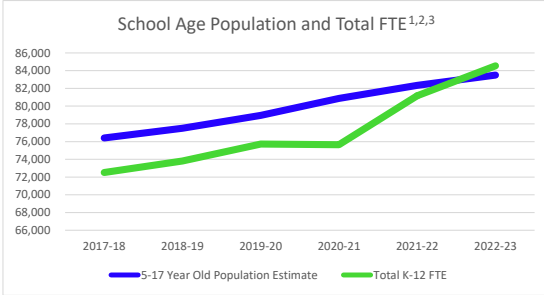
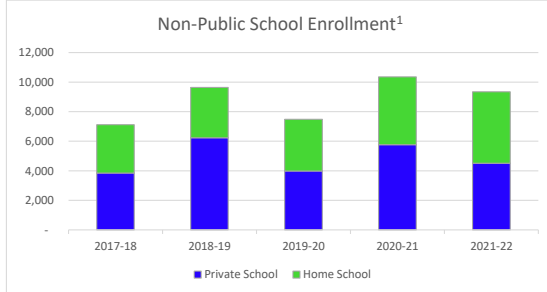
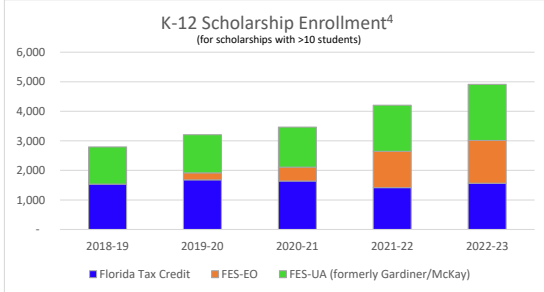
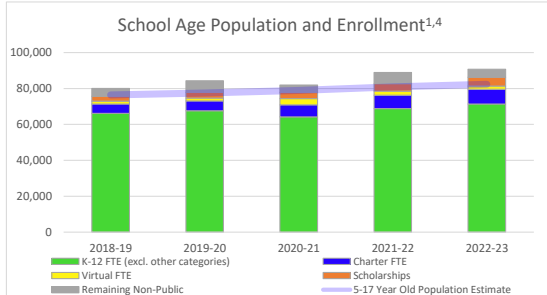
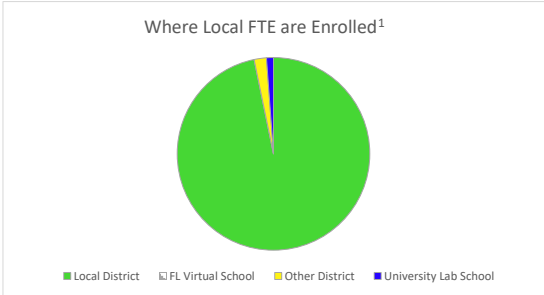


Pasco County Education Profile

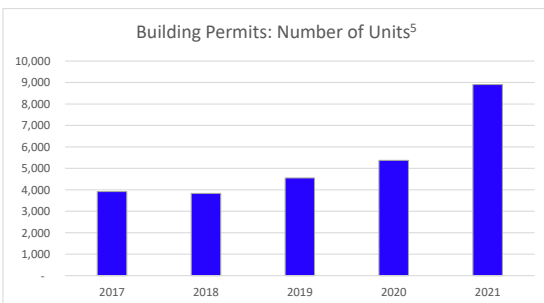
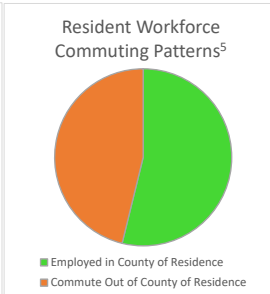
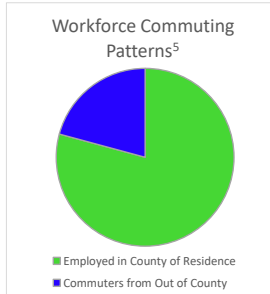
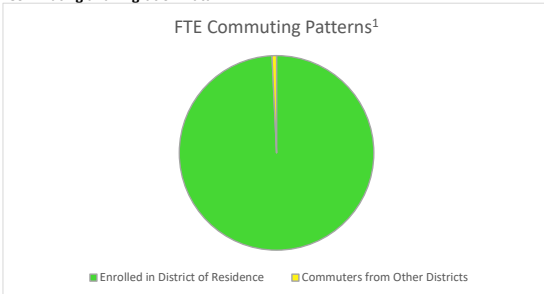
Population, Birth, and Full-Time Equivalent Enrollment (FTE) Data



School Choice Data



Commuting and Migration Data



Sources:
¹Historical Enrollment Data: Department of Education
²Forecasted Enrollment Data: PreK-12 Education Estimating Conference
³Demographic Data: EDR (Population) and Department of Health (Births)
⁴Scholarship Participation Data: Step Up for Students & AAA
⁵Workforce and Building Permit Data: US Census Bureau
 Note: Florida Education Finance Program (FTE) is influenced by programmatic changes

Prepared by:
 Florida Legislature
 Office of Economic and Demographic Research
 111 W. Madison Street, Suite 574
 Tallahassee, FL 32399-6588
 (850) 487-1402
<http://edr.state.fl.us>

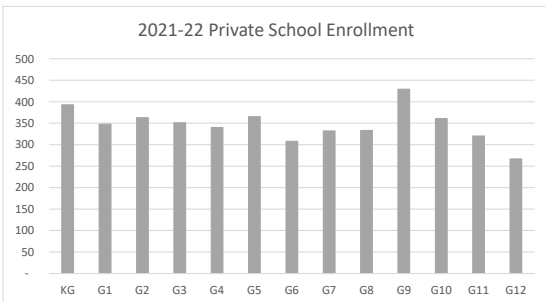
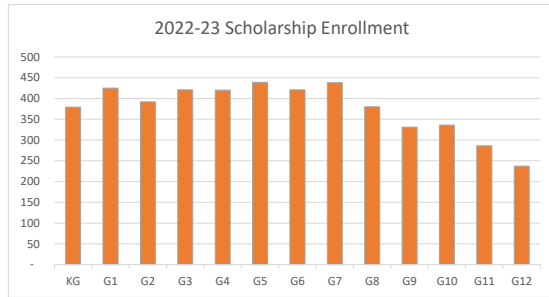
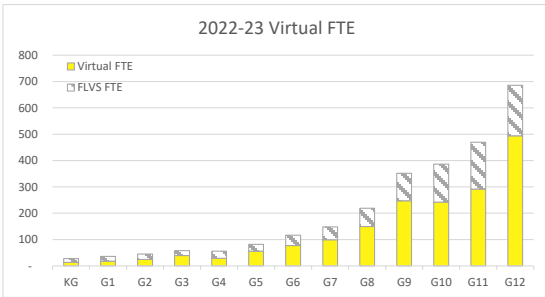
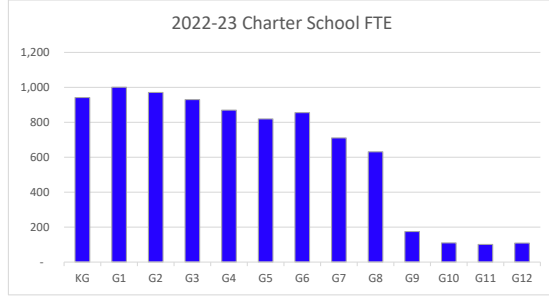
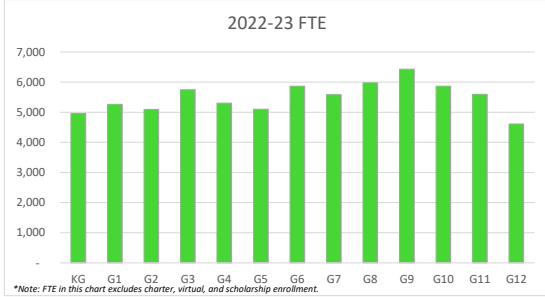


Feb 2023

15 Year Low: 1,337 Units 15 Year High: 8,905 Units

Pasco County Education Profile

K-12 Grade Level School Setting Data^{1,4}



2022-23	Schools
Traditional	82
Elementary	48
Middle	15
High	16
Combo	3
Charter	13
Virtual	3
Private	51
Scholarship Participant	75%

Public High School Data

