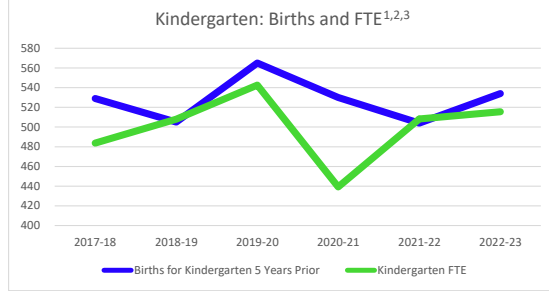
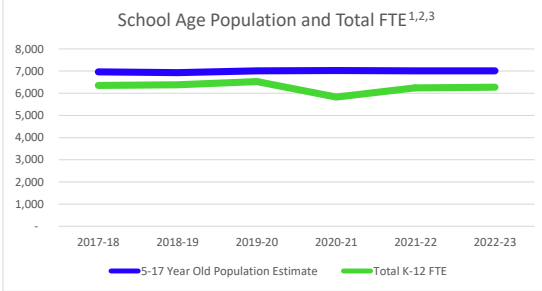
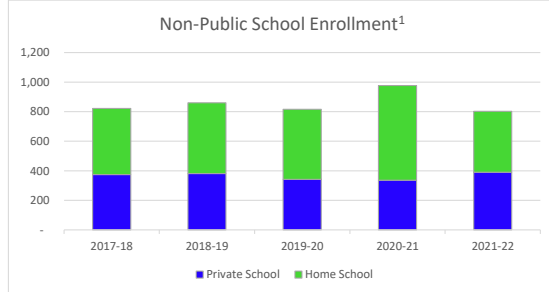
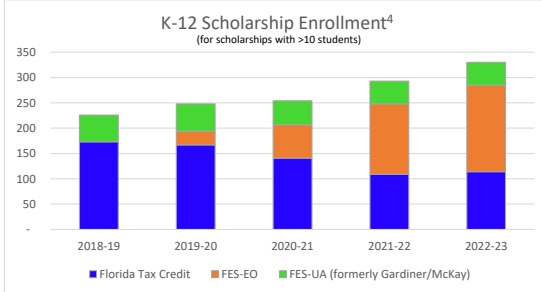
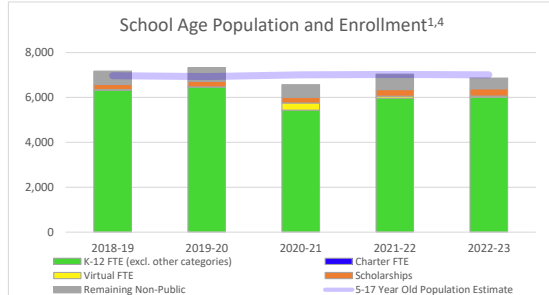
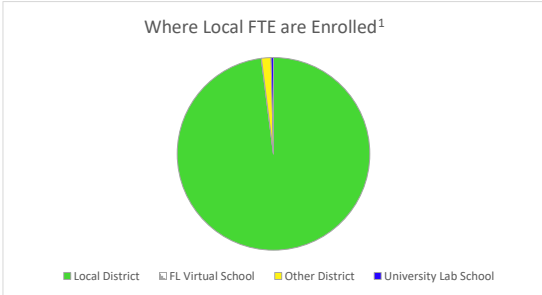


Okeechobee County Education Profile

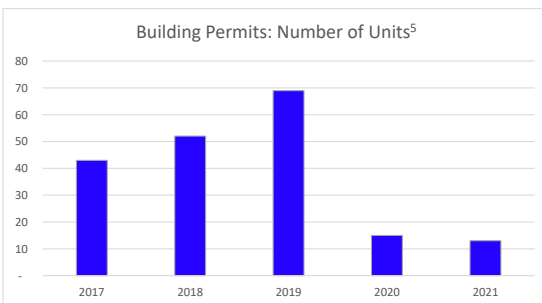
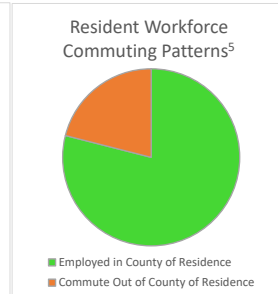
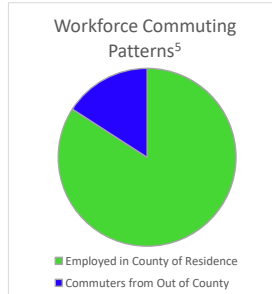
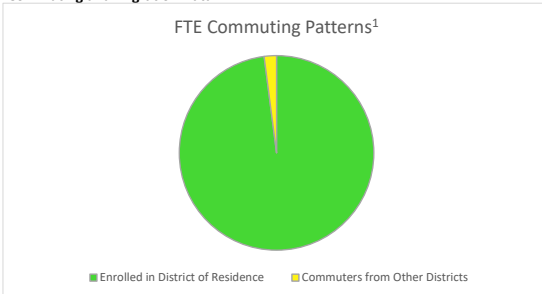
Population, Birth, and Full-Time Equivalent Enrollment (FTE) Data



School Choice Data



Commuting and Migration Data



Sources:

- ¹Historical Enrollment Data: Department of Education
 - ²Forecasted Enrollment Data: PreK-12 Education Estimating Conference
 - ³Demographic Data: EDR (Population) and Department of Health (Births)
 - ⁴Scholarship Participation Data: Step Up for Students & AAA
 - ⁵Workforce and Building Permit Data: US Census Bureau
- Note: Florida Education Finance Program (FTE) is influenced by programmatic changes

Prepared by:
Florida Legislature
Office of Economic and Demographic Research
111 W. Madison Street, Suite 574
Tallahassee, FL 32399-6588
(850) 487-1402
<http://edr.state.fl.us>



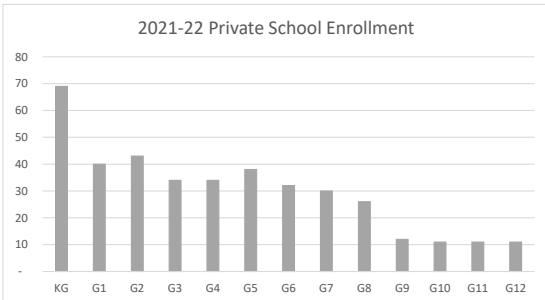
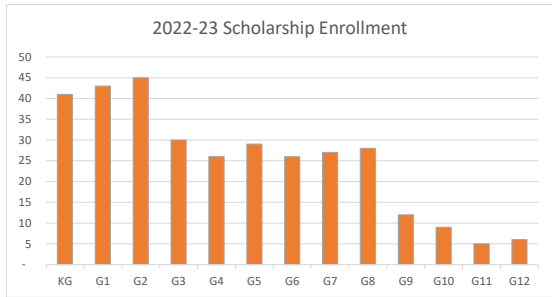
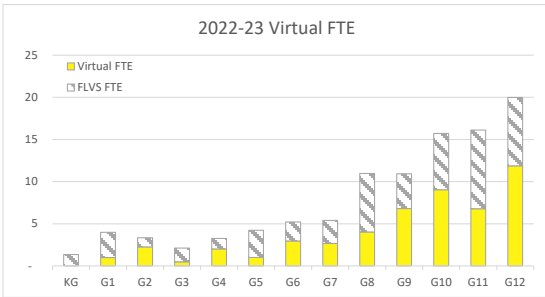
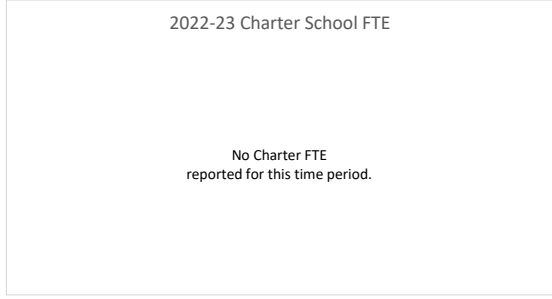
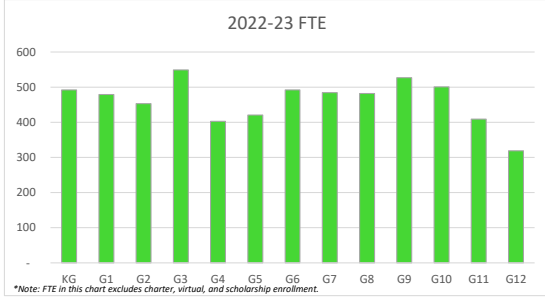
Feb 2023

15 Year Low: 13 Units

15 Year High: 316 Units

Okeechobee County Education Profile

K-12 Grade Level School Setting Data^{1,4}



2022-23	Schools
Traditional	10
Elementary	6
Middle	2
High	1
Combo	1
Charter	0
Virtual	1
Private	7
Scholarship Participant	57%

Public High School Data

