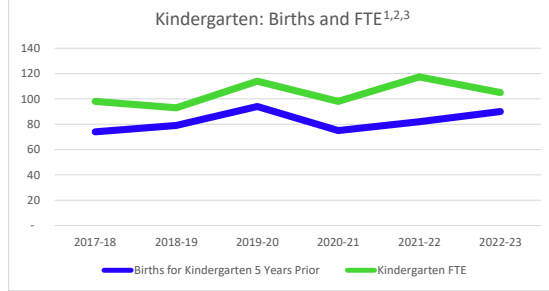
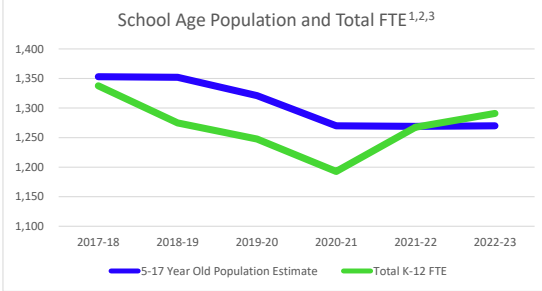
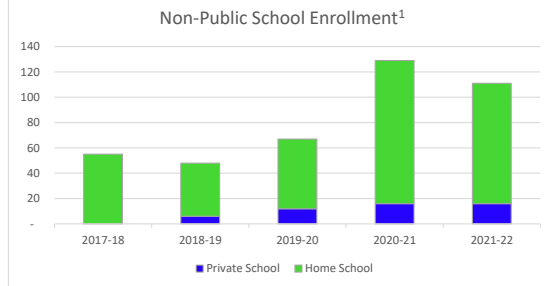
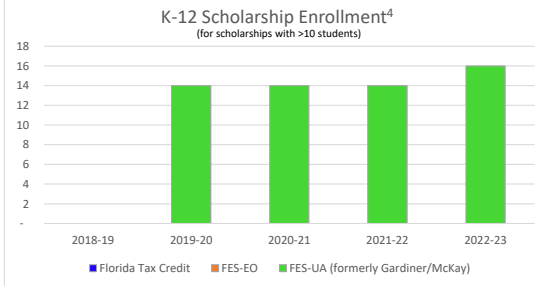
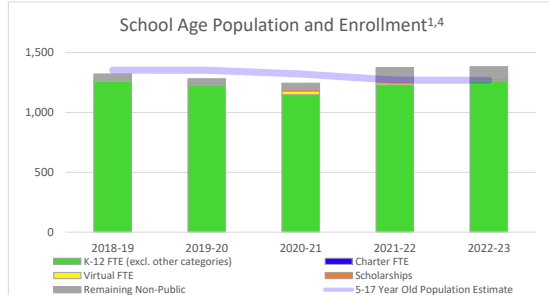
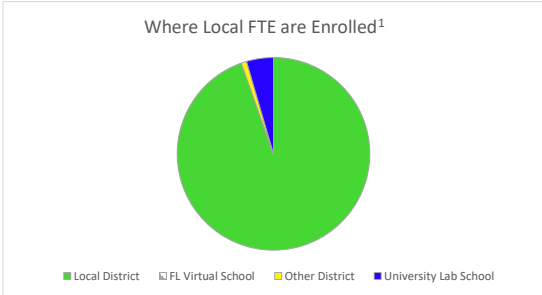


## Liberty County Education Profile

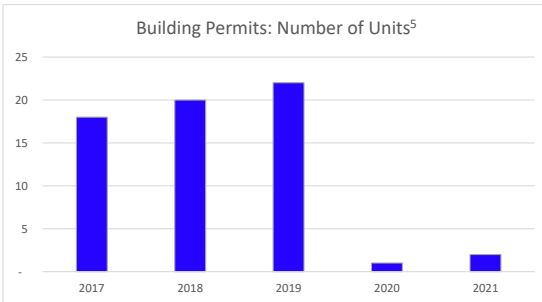
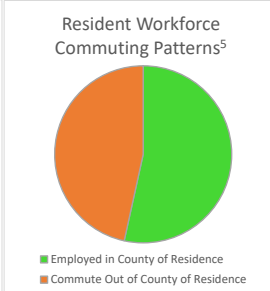
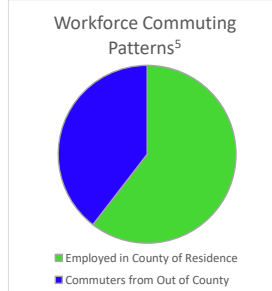
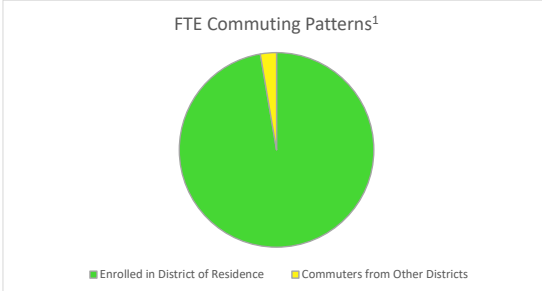
### Population, Birth, and Full-Time Equivalent Enrollment (FTE) Data



### School Choice Data



### Commuting and Migration Data



#### Sources:

- <sup>1</sup>Historical Enrollment Data: Department of Education
  - <sup>2</sup>Forecasted Enrollment Data: PreK-12 Education Estimating Conference
  - <sup>3</sup>Demographic Data: EDR (Population) and Department of Health (Births)
  - <sup>4</sup>Scholarship Participation Data: Step Up for Students & AAA
  - <sup>5</sup>Workforce and Building Permit Data: US Census Bureau
- Note: Florida Education Finance Program (FTE) is influenced by programmatic changes

Prepared by:  
Florida Legislature  
Office of Economic and Demographic Research  
111 W. Madison Street, Suite 574  
Tallahassee, FL 32399-6588  
(850) 487-1402  
<http://edr.state.fl.us>



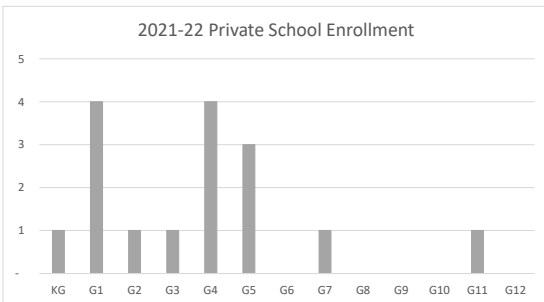
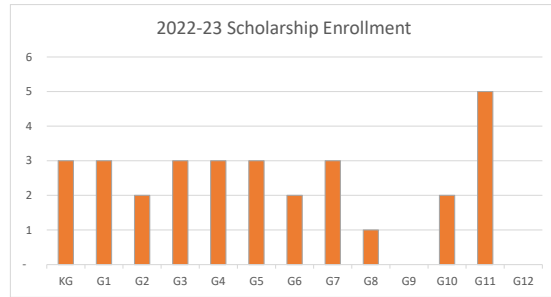
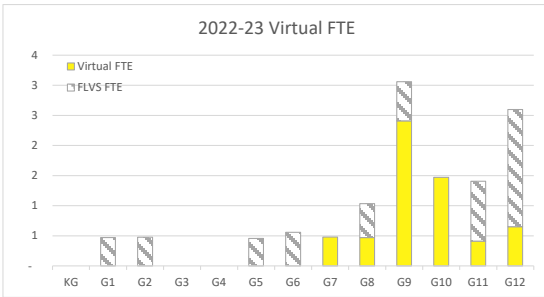
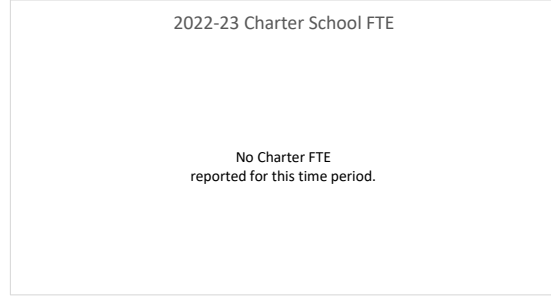
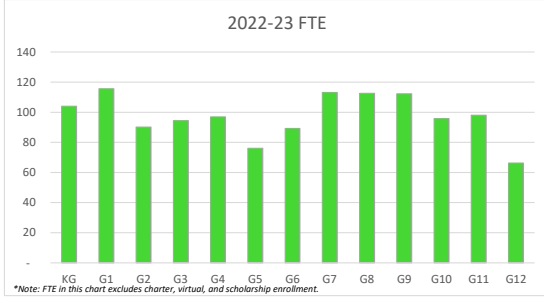
Feb 2023

15 Year Low: 1 Units

15 Year High: 25 Units

## Liberty County Education Profile

### K-12 Grade Level School Setting Data<sup>1,4</sup>



2022-23	Schools
Traditional	4
Elementary	1
Middle	0
High	1
Combo	2
Charter	0
Virtual	1
Private	1
Scholarship Participant	100%

### Public High School Data

