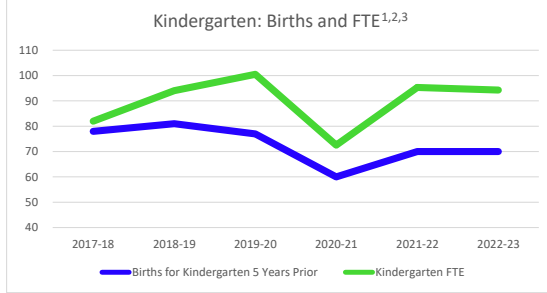
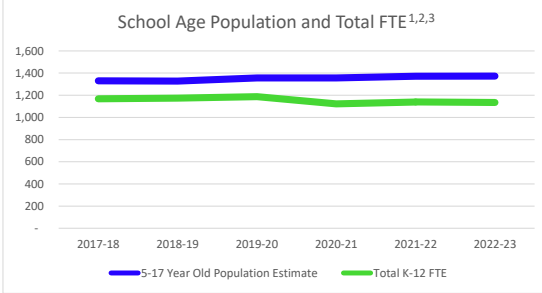
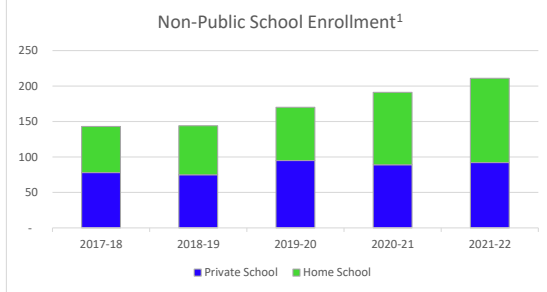
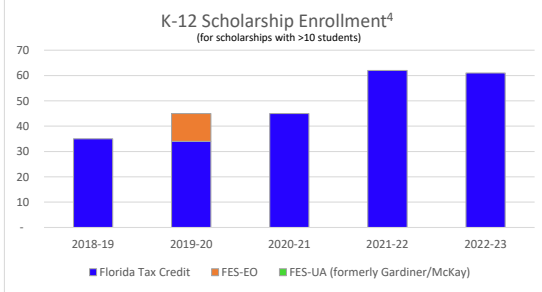
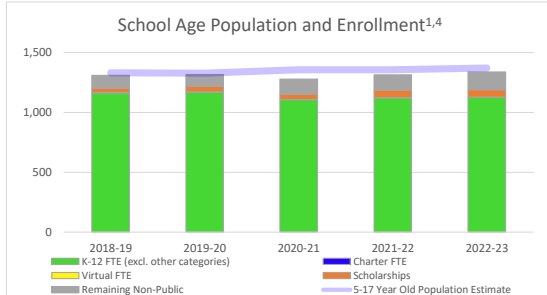
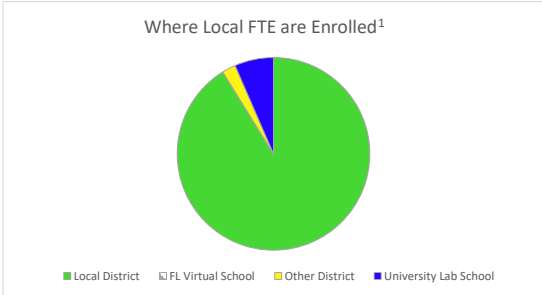


## Lafayette County Education Profile

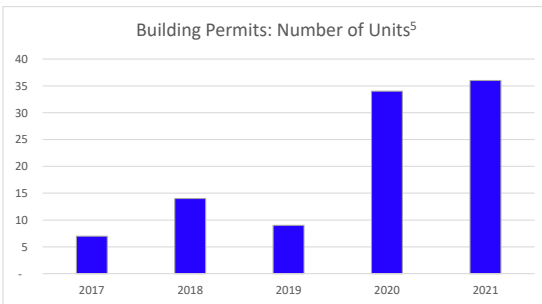
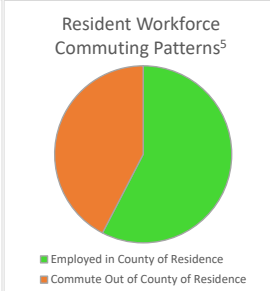
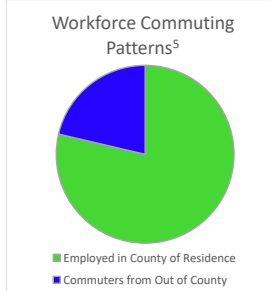
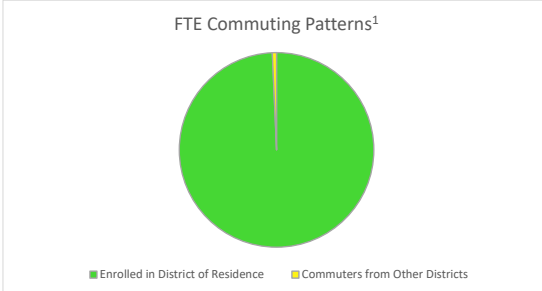
### Population, Birth, and Full-Time Equivalent Enrollment (FTE) Data



### School Choice Data



### Commuting and Migration Data



Sources:  
<sup>1</sup>Historical Enrollment Data: Department of Education  
<sup>2</sup>Forecasted Enrollment Data: PreK-12 Education Estimating Conference  
<sup>3</sup>Demographic Data: EDR (Population) and Department of Health (Births)  
<sup>4</sup>Scholarship Participation Data: Step Up for Students & AAA  
<sup>5</sup>Workforce and Building Permit Data: US Census Bureau  
 Note: Florida Education Finance Program (FTE) is influenced by programmatic changes

Prepared by:  
 Florida Legislature  
 Office of Economic and Demographic Research  
 111 W. Madison Street, Suite 574  
 Tallahassee, FL 32399-6588  
 (850) 487-1402  
<http://edr.state.fl.us>



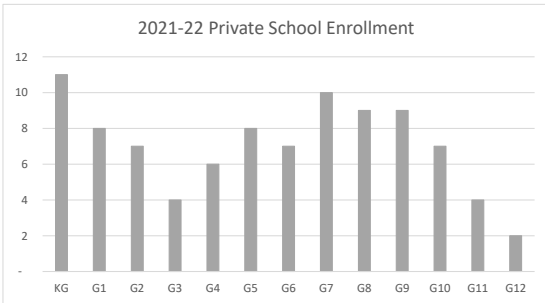
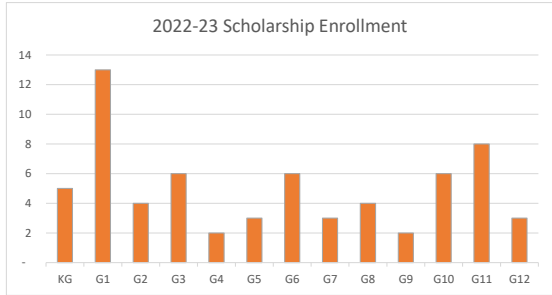
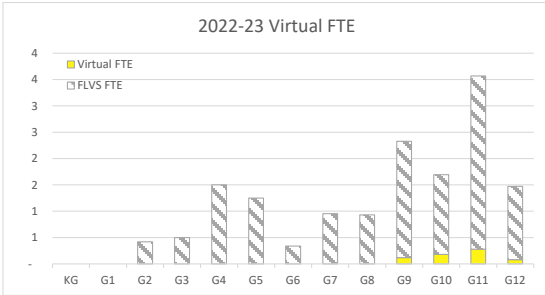
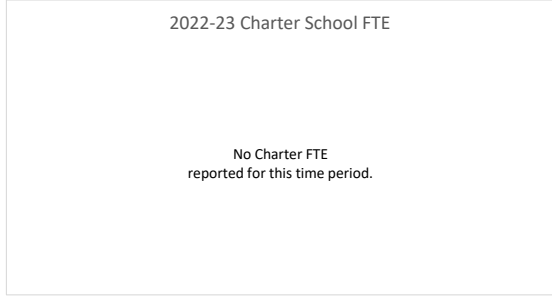
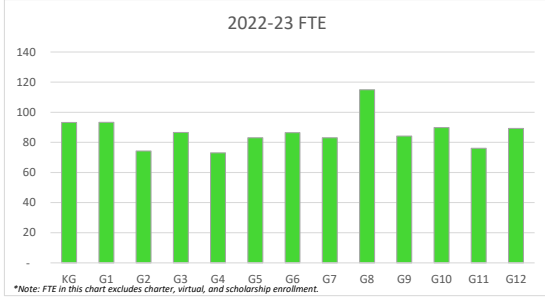
Feb 2023

15 Year Low: 4 Units

15 Year High: 36 Units

## Lafayette County Education Profile

### K-12 Grade Level School Setting Data<sup>1,4</sup>



| 2022-23                 | Schools |
|-------------------------|---------|
| Traditional             | 2       |
| Elementary              | 1       |
| Middle                  | 0       |
| High                    | 1       |
| Combo                   | 0       |
| Charter                 | 0       |
| Virtual                 | 1       |
| Private                 | 1       |
| Scholarship Participant | 100%    |

### Public High School Data

