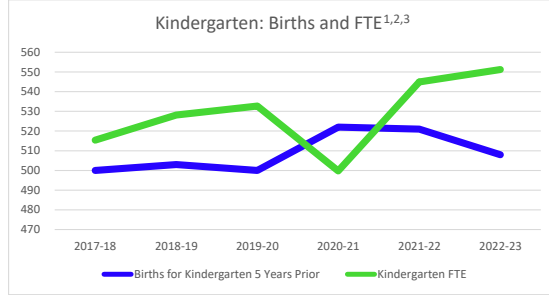
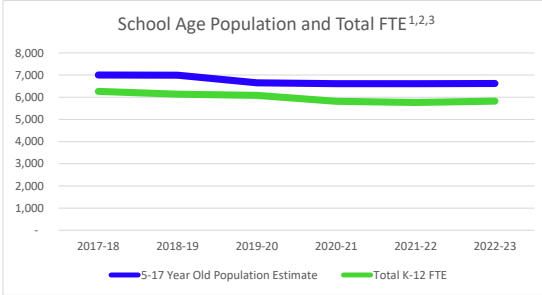
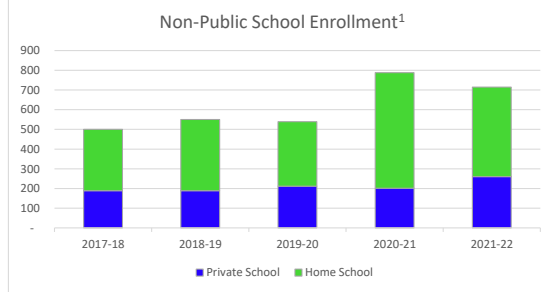
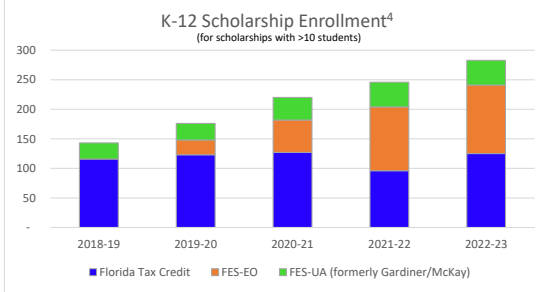
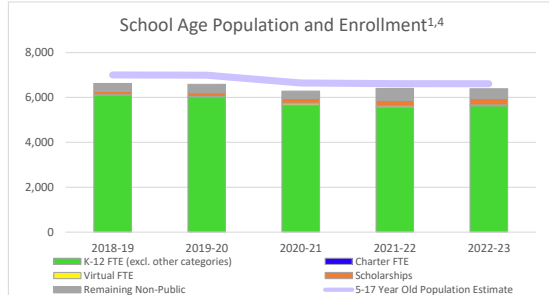
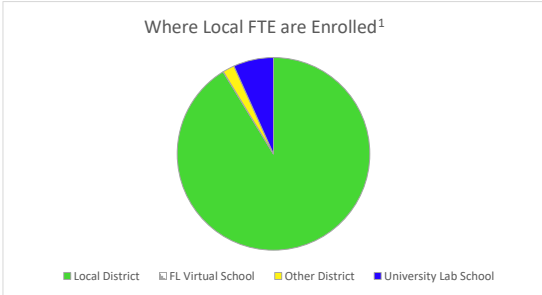


## Jackson County Education Profile

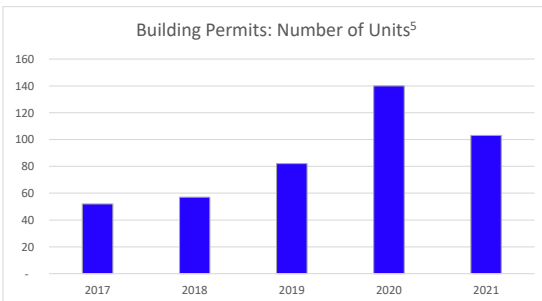
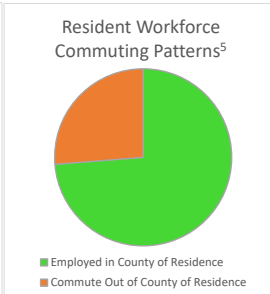
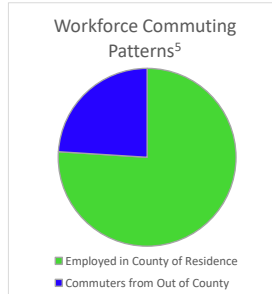
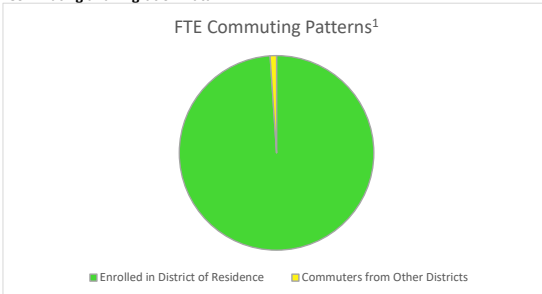
### Population, Birth, and Full-Time Equivalent Enrollment (FTE) Data



### School Choice Data



### Commuting and Migration Data



#### Sources:

- <sup>1</sup>Historical Enrollment Data: Department of Education
  - <sup>2</sup>Forecasted Enrollment Data: PreK-12 Education Estimating Conference
  - <sup>3</sup>Demographic Data: EDR (Population) and Department of Health (Births)
  - <sup>4</sup>Scholarship Participation Data: Step Up for Students & AAA
  - <sup>5</sup>Workforce and Building Permit Data: US Census Bureau
- Note: Florida Education Finance Program (FTE) is influenced by programmatic changes

Prepared by:  
Florida Legislature  
Office of Economic and Demographic Research  
111 W. Madison Street, Suite 574  
Tallahassee, FL 32399-6588  
(850) 487-1402  
<http://edr.state.fl.us>



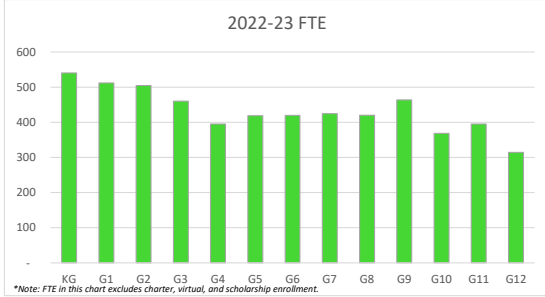
Feb 2023

15 Year Low: 29 Units

15 Year High: 227 Units

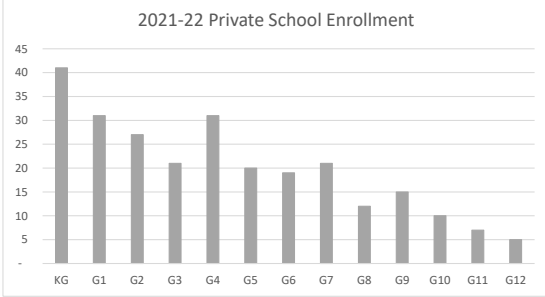
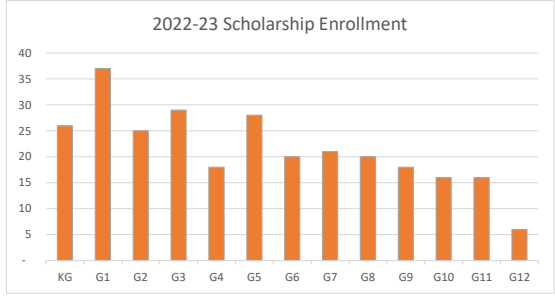
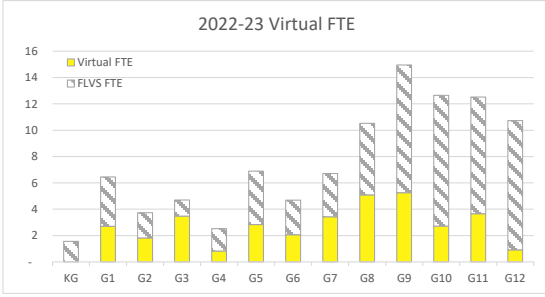
## Jackson County Education Profile

### K-12 Grade Level School Setting Data<sup>1,4</sup>



2022-23 Charter School FTE

No Charter FTE reported for this time period.



2022-23	Schools
Traditional	13
Elementary	4
Middle	1
High	3
Combo	5
Charter	0
Virtual	1
Private	4
Scholarship Participant	75%

### Public High School Data

