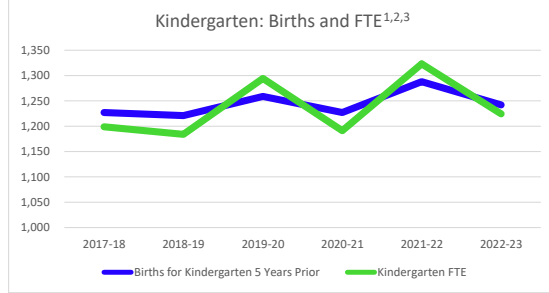
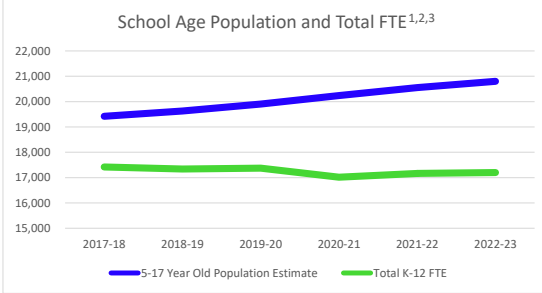
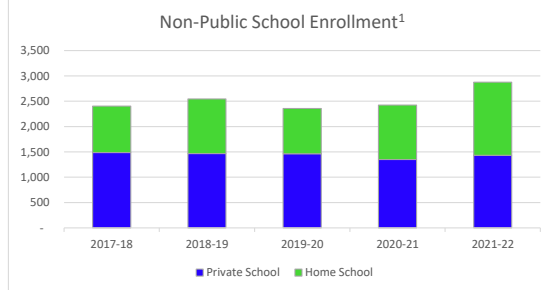
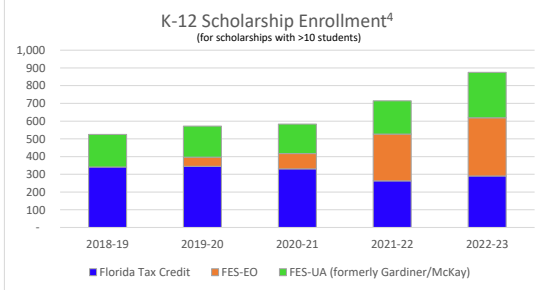
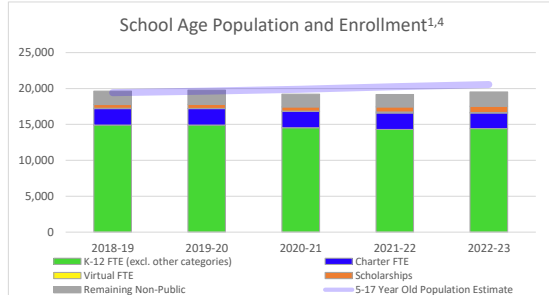
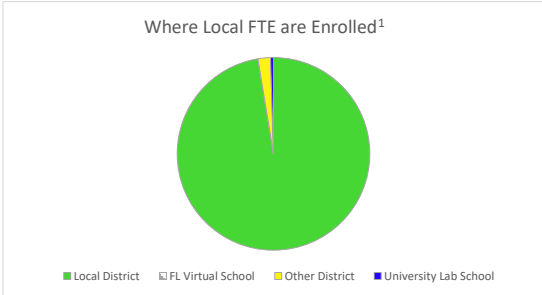


## Indian River County Education Profile

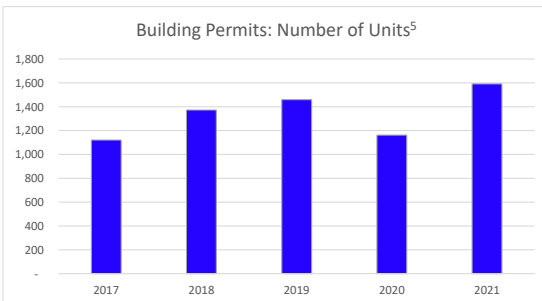
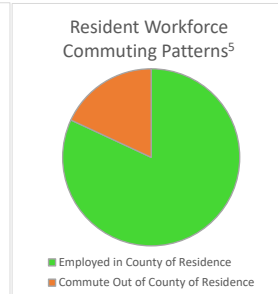
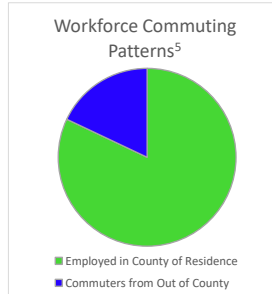
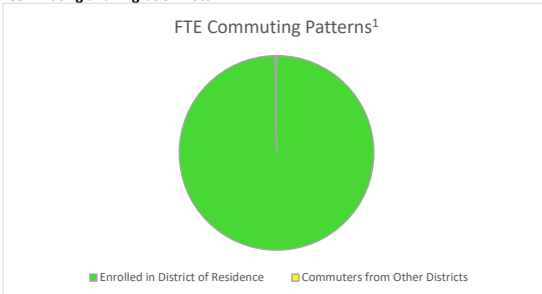
### Population, Birth, and Full-Time Equivalent Enrollment (FTE) Data



### School Choice Data



### Commuting and Migration Data



15 Year Low: 307 Units

15 Year High: 1,592 Units

#### Sources:

<sup>1</sup>Historical Enrollment Data: Department of Education

<sup>2</sup>Forecasted Enrollment Data: PreK-12 Education Estimating Conference

<sup>3</sup>Demographic Data: EDR (Population) and Department of Health (Births)

<sup>4</sup>Scholarship Participation Data: Step Up for Students & AAA

<sup>5</sup>Workforce and Building Permit Data: US Census Bureau

Note: Florida Education Finance Program (FTE) is influenced by programmatic changes

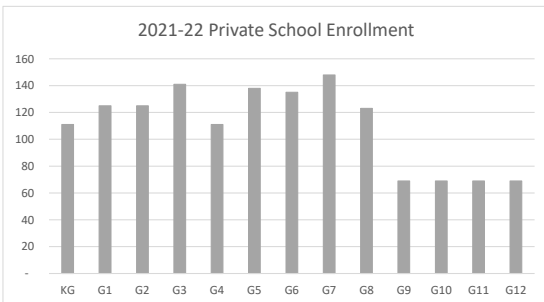
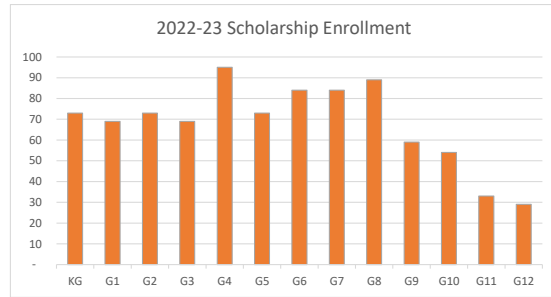
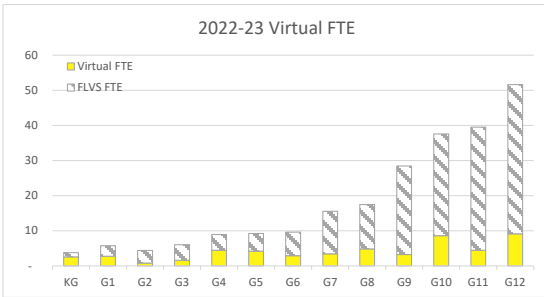
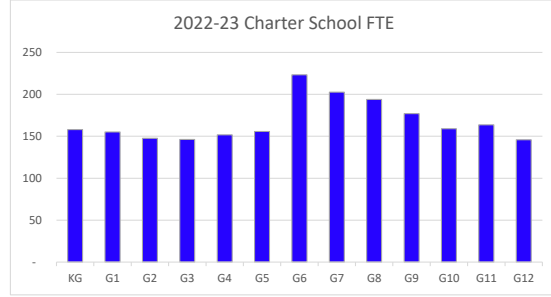
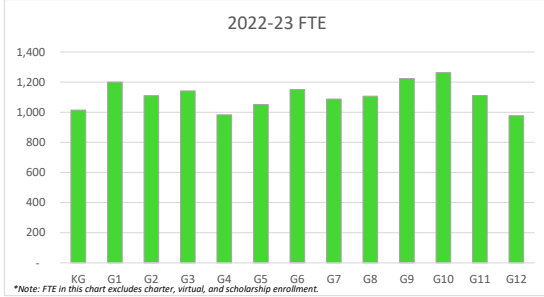
Prepared by:  
Florida Legislature  
Office of Economic and Demographic Research  
111 W. Madison Street, Suite 574  
Tallahassee, FL 32399-6588  
(850) 487-1402  
<http://edr.state.fl.us>



Feb 2023

## Indian River County Education Profile

### K-12 Grade Level School Setting Data<sup>1,4</sup>



2022-23	Schools
Traditional	22
Elementary	14
Middle	4
High	3
Combo	1
Charter	5
Virtual	1
Private	13
Scholarship Participant	77%

### Public High School Data

