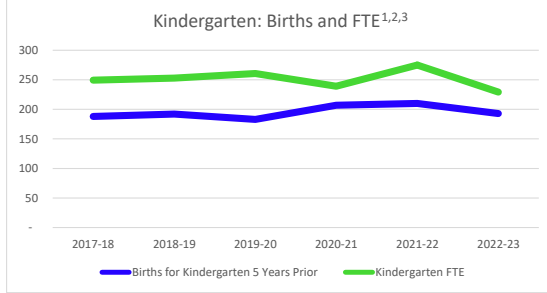
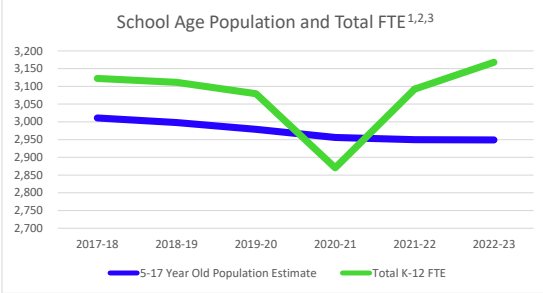
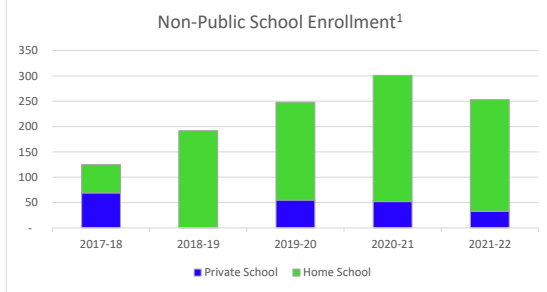
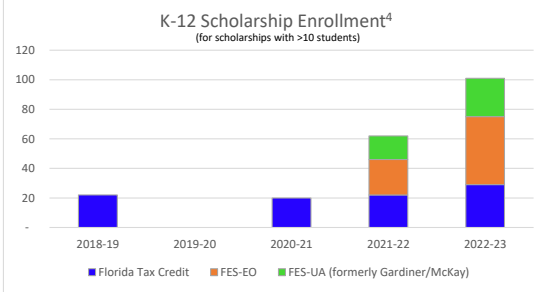
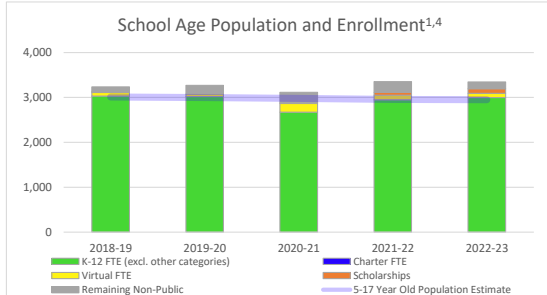
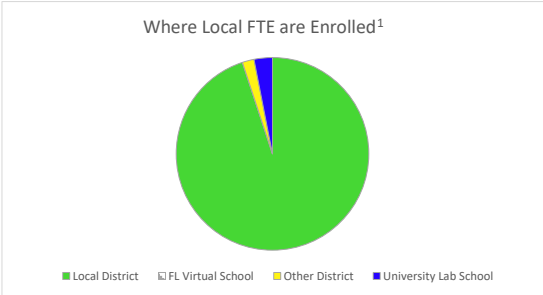


## Holmes County Education Profile

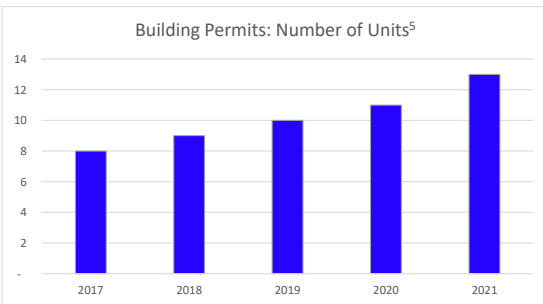
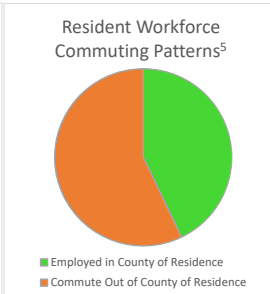
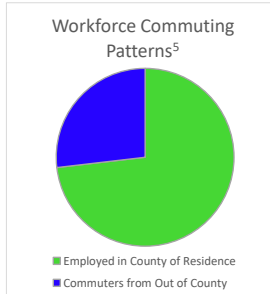
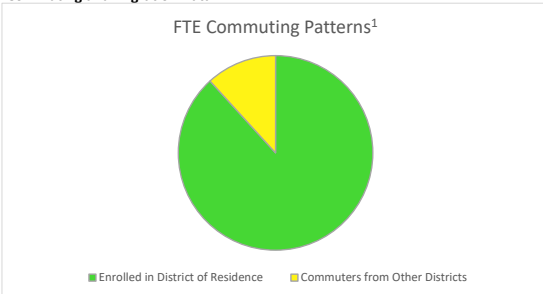
### Population, Birth, and Full-Time Equivalent Enrollment (FTE) Data



### School Choice Data



### Commuting and Migration Data



Sources:  
<sup>1</sup>Historical Enrollment Data: Department of Education  
<sup>2</sup>Forecasted Enrollment Data: PreK-12 Education Estimating Conference  
<sup>3</sup>Demographic Data: EDR (Population) and Department of Health (Births)  
<sup>4</sup>Scholarship Participation Data: Step Up for Students & AAA  
<sup>5</sup>Workforce and Building Permit Data: US Census Bureau  
 Note: Florida Education Finance Program (FTE) is influenced by programmatic changes

Prepared by:  
 Florida Legislature  
 Office of Economic and Demographic Research  
 111 W. Madison Street, Suite 574  
 Tallahassee, FL 32399-6588  
 (850) 487-1402  
<http://edr.state.fl.us>



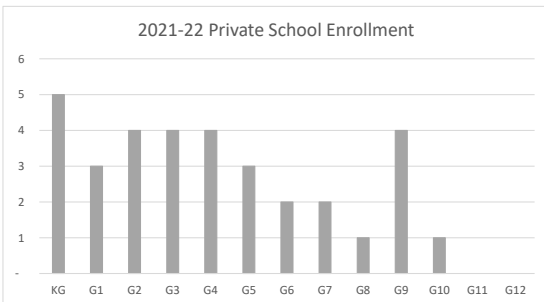
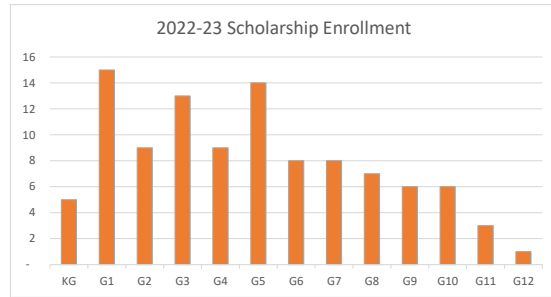
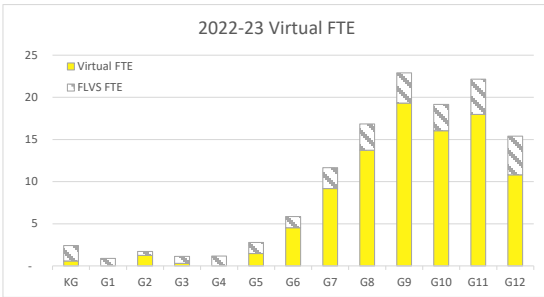
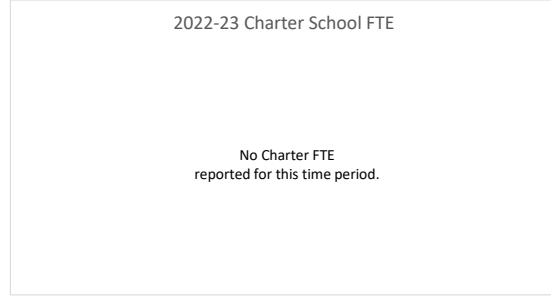
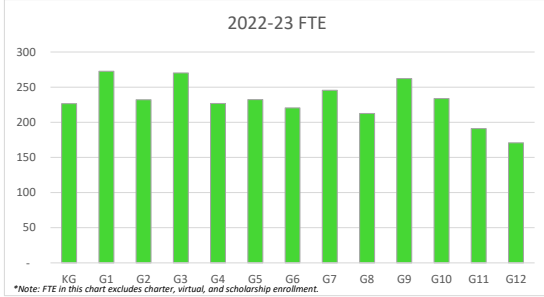
Feb 2023

15 Year Low: 8 Units

15 Year High: 90 Units

## Holmes County Education Profile

### K-12 Grade Level School Setting Data<sup>1,4</sup>



2022-23	Schools
Traditional	7
Elementary	1
Middle	0
High	3
Combo	3
Charter	0
Virtual	2
Private	2
Scholarship Participant	50%

### Public High School Data

