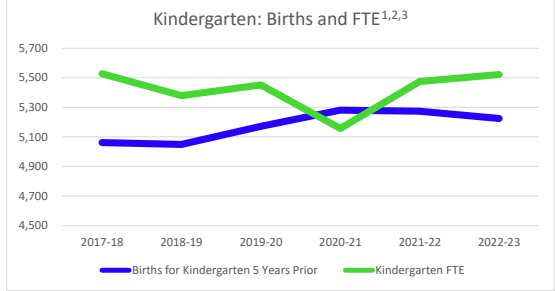
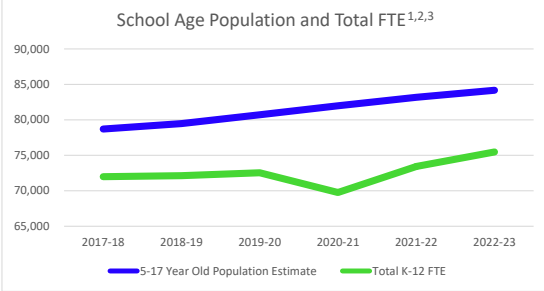
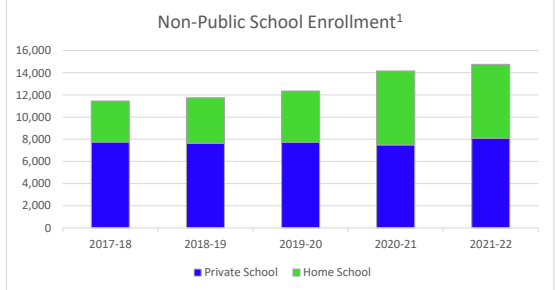
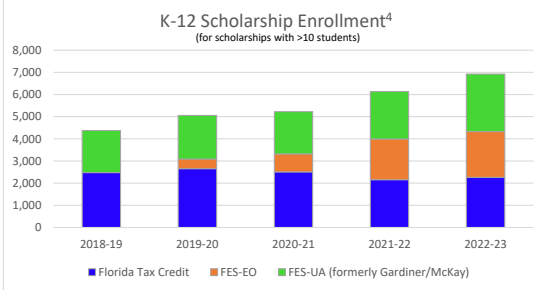
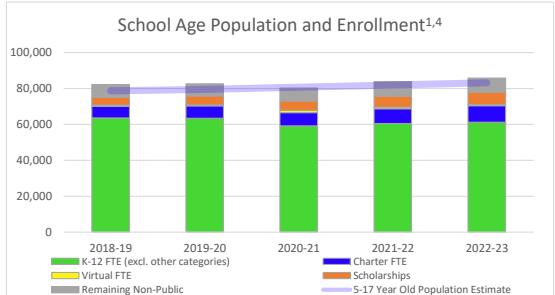
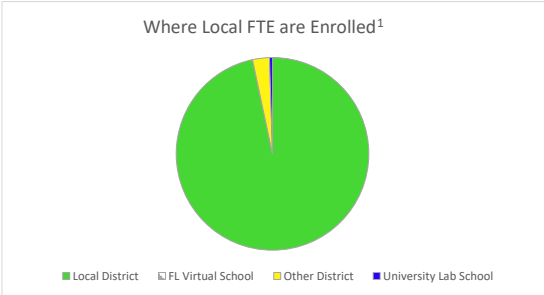


Brevard County Education Profile

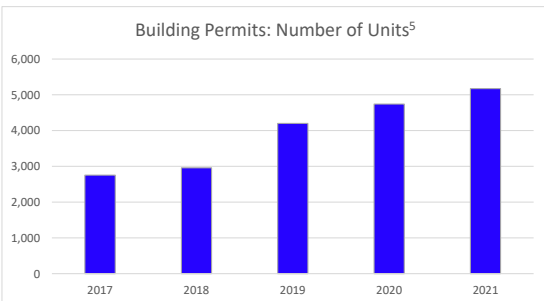
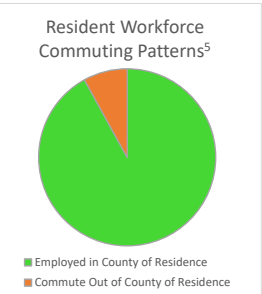
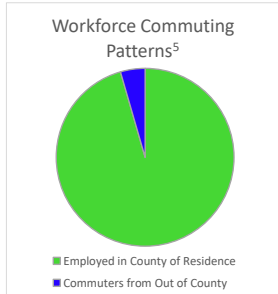
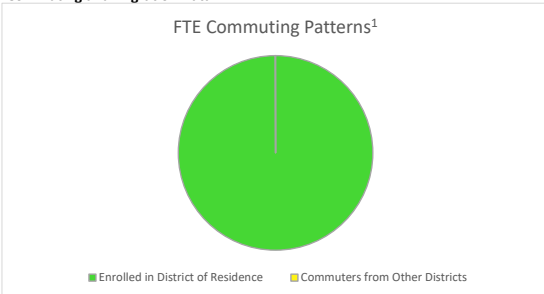
Population, Birth, and Full-Time Equivalent Enrollment (FTE) Data



School Choice Data



Commuting and Migration Data



Sources:
¹Historical Enrollment Data: Department of Education
²Forecasted Enrollment Data: PreK-12 Education Estimating Conference
³Demographic Data: EDR (Population) and Department of Health (Births)
⁴Scholarship Participation Data: Step Up for Students & AAA
⁵Workforce and Building Permit Data: US Census Bureau
 Note: Florida Education Finance Program (FTE) is influenced by programmatic changes

Prepared by:
 Florida Legislature
 Office of Economic and Demographic Research
 111 W. Madison Street, Suite 574
 Tallahassee, FL 32399-6588
 (850) 487-1402
<http://edr.state.fl.us>

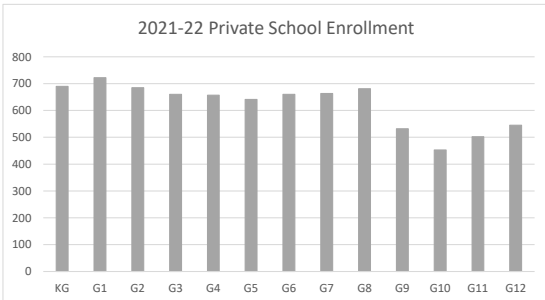
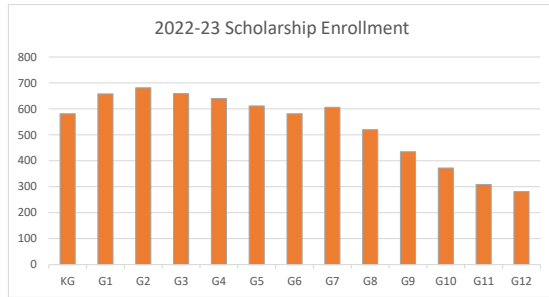
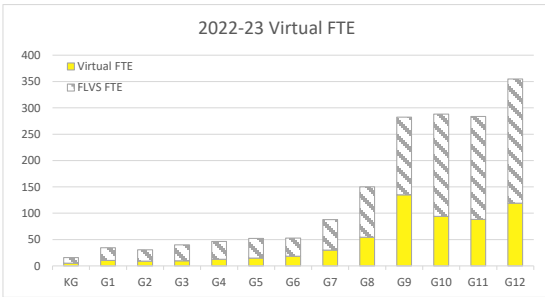
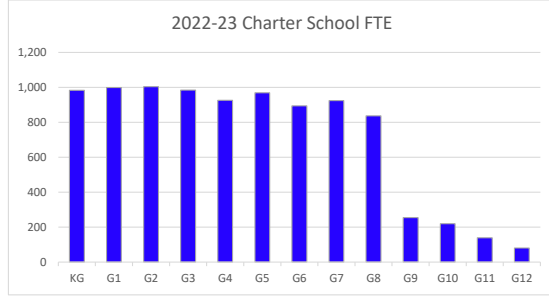
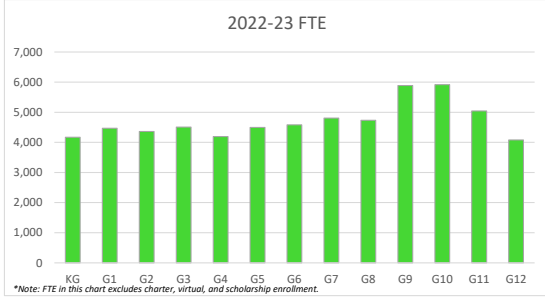


Feb 2023

15 Year Low: 882 Units 15 Year High: 5,174 Units

Brevard County Education Profile

K-12 Grade Level School Setting Data^{1,4}



2022-23	Schools
Traditional	89
Elementary	58
Middle	11
High	19
Combo	1
Charter	13
Virtual	1
Private	86
Scholarship Participant	85%

Public High School Data

