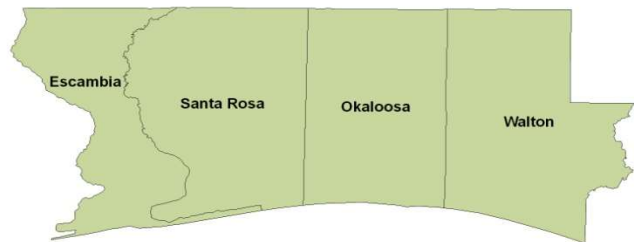


1st Judicial Circuit

Florida's 14th most populous circuit
with 3.6% of Florida's population

Crime			New Commitments to Prison		
	1st Judicial Circuit	Florida		1st Judicial Circuit	Florida
Crime rate (index crimes per 100,000 population)					
2016	2,986.0	3,181.4	2016	1,518	28,404
2017	2,812.5	2,989.5	2017	1,677	27,579
2017 rank in state	9	NA	% change from 2016 to 2017	10.5%	-2.9%
% change from 2016 to 2017	-5.8%	-6.0%	2017 rank in state	7	NA
Violent crimes			Circuit share of new commitments	6.1%	NA
2016	3,242	88,501	% of new commitments who are female	14.2%	12.9%
2017	2,907	85,558			
Circuit share of violent crimes	3.5%	NA			
Violent crime rate (violent crimes per 100,000 population)					
2016	442.4	439.2			
2017	390.2	417.7			
2017 rank in state	10	NA			
% change from 2016 to 2017	-11.8%	-4.9%			
Felony Filings			2017 New Commitments by Offense Category		
	1st Judicial Circuit	Florida		1st Judicial Circuit	Florida
FY 2016-17 Total Filings(defendants)	11,638	171,340	Murder/manslaughter	54	932
Violent crimes	269	4,494	Sexual/lewd behavior	106	1,565
Other crimes against persons	2,465	30,066	Robbery	73	1,609
Crimes against property	5,603	87,480	Other violent	281	4,402
Drug Crimes	3,301	49,300	Burglary	209	4,180
			Property theft/fraud	256	4,374
			Drugs	351	6,372
			Weapons	144	1,814
			Other	203	2,332
Change from prior FY			Change in New Commitments from 2016		
	1st Judicial Circuit	Florida		1st Judicial Circuit	Florida
Total Filings	9.6%	-0.2%	Murder/manslaughter	9.0%	-8.0%
Violent crimes	9.8%	7.6%	Sexual/lewd behavior	31.8%	-3.5%
Other crimes against persons	5.6%	-0.8%	Robbery	38.6%	-10.7%
Crimes against property	1.0%	-2.4%	Other violent	4.4%	2.6%
Drug Crimes	32.3%	3.6%	Burglary	2.0%	-6.9%
			Property theft/fraud	-6.8%	-6.3%
			Drugs	9.7%	-0.7%
			Weapons	26.3%	1.3%
			Other	33.7%	0.6%
Total charges FY 2016-17	25,335	370,897			
Number of charges per defendant	2.2	2.2			
Juvenile Delinquency					
	1st Judicial Circuit	Florida			
FY 2016-17 juvenile delinquency complaints filed	3,014	55,048			
Per 100,000 juveniles 10-17	4,212.9	2,923.0			
Juveniles direct filed to adult court	109	1,467			
Circuit share of juveniles direct filed	7.4%	NA			



1st Judicial Circuit

Drug New Commitments

	1st Judicial Circuit	Florida
Drug new commitments as % of all new commitments		
2016	21.1%	22.6%
2017	21.0%	23.1%
County share of all drug new commitments--2017	5.5%	NA
As percent of drug new commitments--2017		
Drug trafficking	16.2%	19.7%
Drug manufacture/sale/purchase	26.3%	45.0%
Drug possession/other	57.5%	35.3%

Department of Corrections Facilities

	1st Judicial Circuit	Florida
DOC facilities--6/30/17	11	148
DOC inmates--6/30/17	9,199	97,794
% of DOC inmates in circuit	9.4%	NA

County Detention Facilities

	1st Judicial Circuit	Florida
Average daily population		
June 2017	3,384	53,218
Jail capacity in circuit		
June 2017	NA	NA

Sentence Length of New Commitments

	1st Judicial Circuit	Florida
Average sentence length (months)		
2016	67.7	63.3
2017	67.2	60.4
2017 year-and-a-day new commitments	41	2,209
As percent of all new commitments	2.4%	8.0%
Circuit share of all year-and-a-day new commitments	1.9%	NA

Registered Sex Offenders

	1st Judicial Circuit	Florida
Offenders	1,640	26,937
Predators	185	3,827
Total	1,825	30,764
Circuit share of registered sex offenders and predators	6.0%	NA
Registered sex offenders and predators per 100,000 population	245.0	150.2

DOC Incarcerated Inmates by Circuit of Commitment

	1st Judicial Circuit	Florida
June 30, 2017	4,982	97,794
Incarceration rate (inmates per 100,000 circuit population)	668.7	477.4
Circuit rank	8	NA

Circuit Demographics


	1st Judicial Circuit	Florida
Official 4/1/17 Estimate of population	745,005	20,484,142
Population change 2010-17	60,149	1,682,810
% change from 2010 to 2017	8.8%	9.0%
Persons per square mile	205	382

DOC Community Supervision

	1st Judicial Circuit	Florida
FY 2016-17 admissions by circuit of conviction	5,321	79,817
Circuit share of all supervision admissions	6.7%	NA
June 30, 2017 supervised population	8,582	136,035
Circuit share of supervised population	6.3%	NA

Prepared by
 Florida Legislature
 Office of Economic and Demographic Research
 111 W. Madison Street, Suite 574
 Tallahassee, FL 32399-6588

(850) 487-1402 <http://edr.state.fl.us>



August 2018

2nd Judicial Circuit

Florida's 16th most populous circuit
with 2.0% of Florida's population

Crime	2nd Judicial Circuit	Florida
Crime rate (index crimes per 100,000 population)		
2016 NA		3,181.4
2017	3,971.4	2,989.5
2017 rank in state	1	NA
% change from 2016 to 2017 NA		-6.0%

Violent crimes		
2016 NA		88,501
2017	2,353	85,558
Circuit share of violent crimes	2.8%	NA

Violent crime rate (violent crimes per 100,000 population)		
2016 NA		439.2
2017	583.1	417.7
2017 rank in state	2	NA
% change from 2016 to 2017 NA		-4.9%

Felony Filings	2nd Judicial Circuit	Florida
FY 2016-17 Total Filings(defendants)	4,461	171,340
Violent crimes	158	4,494
Other crimes against persons	999	30,066
Crimes against property	2,246	87,480
Drug Crimes	1,058	49,300

Change from prior FY	2nd Judicial Circuit	Florida
Total Filings	-6.8%	-0.2%
Violent crimes	10.5%	7.6%
Other crimes against persons	-6.3%	-0.8%
Crimes against property	-7.7%	-2.4%
Drug Crimes	-7.6%	3.6%

Total charges FY 2016-17	9,891	370,897
Number of charges per defendant	2.2	2.2

Juvenile Delinquency	2nd Judicial Circuit	Florida
FY 2016-17 juvenile delinquency complaints filed	1,128	55,048
Per 100,000 juveniles 10-17	3,195.8	2,923.0
Juveniles direct filed to adult court	41	1,467
Circuit share of juveniles direct filed	2.8%	NA

New Commitments to Prison	2nd Judicial Circuit	Florida
2016	943	28,404
2017	972	27,579
% change from 2016 to 2017	3.1%	-2.9%
2017 rank in state	18	NA

Circuit share of new commitments	3.5%	NA
% of new commitments who are female	12.7%	12.9%

2017 New Commitments by Offense Category	2nd Judicial Circuit	Florida
Murder/manslaughter	27	932
Sexual/lewd behavior	56	1,565
Robbery	43	1,609
Other violent	203	4,402
Burglary	163	4,180
Property theft/fraud	167	4,374
Drugs	174	6,372
Weapons	73	1,814
Other	66	2,332

Change in New Commitments from 2016	2nd Judicial Circuit	Florida
Murder/manslaughter	13.6%	-8.0%
Sexual/lewd behavior	-9.8%	-3.5%
Robbery	5.6%	-10.7%
Other violent	-10.2%	2.6%
Burglary	24.6%	-6.9%
Property theft/fraud	6.5%	-6.3%
Drugs	-2.5%	-0.7%
Weapons	41.5%	1.3%
Other	-8.3%	0.6%



Drug New Commitments	2nd Judicial Circuit	Florida
Drug new commitments as % of all new commitments		
2016	18.9%	22.6%
2017	17.9%	23.1%
County share of all drug new commitments--2017	2.7%	NA
As percent of drug new commitments--2017		
Drug trafficking	11.5%	19.7%
Drug manufacture/sale/purchase	60.0%	45.0%
Drug possession/other	28.5%	35.3%

Department of Corrections Facilities	2nd Judicial Circuit	Florida
DOC facilities--6/30/17	13	148
DOC inmates--6/30/17	9,443	97,794
% of DOC inmates in circuit	9.7%	NA

County Detention Facilities	2nd Judicial Circuit	Florida
Average daily population		
June 2017	1,453	53,218
Jail capacity in circuit		
June 2017	NA	NA

Sentence Length of New Commitments	2nd Judicial Circuit	Florida
Average sentence length (months)		
2016	64.4	63.3
2017	56.3	60.4
2017 year-and-a-day new commitments	160	2,209
As percent of all new commitments	16.5%	8.0%
Circuit share of all year-and-a-day new commitments	7.2%	NA

Registered Sex Offenders	2nd Judicial Circuit	Florida
Offenders	934	26,937
Predators	177	3,827
Total	1,111	30,764
Circuit share of registered sex offenders and predators	3.6%	NA
Registered sex offenders and predators per 100,000 population	275.3	150.2


DOC Incarcerated Inmates by Circuit of Commitment	2nd Judicial Circuit	Florida
June 30, 2017	3,159	97,794
Incarceration rate (inmates per 100,000 circuit population)	782.8	477.4
Circuit rank	3	NA

Circuit Demographics	2nd Judicial Circuit	Florida
Official 4/1/17 Estimate of population	403,562	20,484,142
Population change 2010-17	16,235	1,682,810
% change from 2010 to 2017	4.2%	9.0%
Persons per square mile	107	382

DOC Community Supervision	2nd Judicial Circuit	Florida
FY 2016-17 admissions by circuit of conviction	2,552	79,817
Circuit share of all supervision admissions	3.2%	NA
June 30, 2017 supervised population	4,827	136,035
Circuit share of supervised population	3.5%	NA

Prepared by
 Florida Legislature
 Office of Economic and
 Demographic Research
 111 W. Madison Street, Suite 574
 Tallahassee, FL 32399-6588

(850) 487-1402 <http://edr.state.fl.us>



August 2018

3rd Judicial Circuit

Florida's 19th most populous circuit
with 1.0% of Florida's population

Crime	3rd Judicial Circuit	Florida
Crime rate (index crimes per 100,000 population)		
2016	2,694.0	3,181.4
2017	2,681.7	2,989.5
2017 rank in state	12	NA
% change from 2016 to 2017	-0.5%	-6.0%
Violent crimes		
2016	1,177	88,501
2017	1,255	85,558
Circuit share of violent crimes	1.5%	NA

Violent crime rate (violent crimes per 100,000 population)		
2016	604.6	439.2
2017	643.0	417.7
2017 rank in state	1	NA
% change from 2016 to 2017	6.4%	-4.9%

Felony Filings	3rd Judicial Circuit	Florida
FY 2016-17 Total Filings(defendants)	2,760	171,340
Violent crimes	52	4,494
Other crimes against persons	472	30,066
Crimes against property	1,280	87,480
Drug Crimes	956	49,300
Change from prior FY		
Total Filings	4.2%	-0.2%
Violent crimes	-35.0%	7.6%
Other crimes against persons	10.8%	-0.8%
Crimes against property	11.0%	-2.4%
Drug Crimes	-3.5%	3.6%

Total charges FY 2016-17	6,175	370,897
Number of charges per defendant	2.2	2.2

Juvenile Delinquency	3rd Judicial Circuit	Florida
FY 2016-17 juvenile delinquency complaints filed	572	55,048
Per 100,000 juveniles 10-17	3,178.7	2,923.0
Juveniles direct filed to adult court	8	1,467
Circuit share of juveniles direct filed	0.5%	NA

New Commitments to Prison

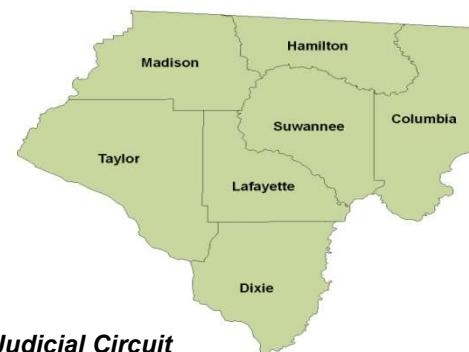
	3rd Judicial Circuit	Florida
2016	632	28,404
2017	752	27,579
% change from 2016 to 2017	19.1%	-2.9%
2017 rank in state	19	NA
Circuit share of new commitments	2.7%	NA
% of new commitments who are female	17.8%	12.9%

2017 New Commitments by Offense Category

	3rd Judicial Circuit	Florida
Murder/manslaughter	16	932
Sexual/lewd behavior	25	1,565
Robbery	20	1,609
Other violent	99	4,402
Burglary	77	4,180
Property theft/fraud	150	4,374
Drugs	250	6,372
Weapons	36	1,814
Other	79	2,332

Change in New Commitments from 2016

	3rd Judicial Circuit	Florida
Murder/manslaughter	0.5%	-8.0%
Sexual/lewd behavior	-24.7%	-3.5%
Robbery	6.0%	-10.7%
Other violent	57.4%	2.6%
Burglary	9.5%	-6.9%
Property theft/fraud	40.8%	-6.3%
Drugs	8.7%	-0.7%
Weapons	3.5%	1.3%
Other	34.5%	0.6%



3rd Judicial Circuit

Drug New Commitments	3rd Judicial Circuit	Florida
Drug new commitments as % of all new commitments		
2016	36.5%	22.6%
2017	33.3%	23.1%
County share of all drug new commitments--2017	3.9%	NA
As percent of drug new commitments--2017		
Drug trafficking	9.7%	19.7%
Drug manufacture/sale/purchase	49.6%	45.0%
Drug possession/other	40.8%	35.3%

Department of Corrections Facilities	3rd Judicial Circuit	Florida
DOC facilities--6/30/17	21	148
DOC inmates--6/30/17	15,520	97,794
% of DOC inmates in circuit	15.9%	NA

County Detention Facilities	3rd Judicial Circuit	Florida
Average daily population		
June 2017	816	53,218
Jail capacity in circuit		
June 2017	NA	NA

Sentence Length of New Commitments	3rd Judicial Circuit	Florida
Average sentence length (months)		
2016	50.1	63.3
2017	43.9	60.4
2017 year-and-a-day new commitments	103	2,209
As percent of all new commitments	13.7%	8.0%
Circuit share of all year-and-a-day new commitments	4.7%	NA

Registered Sex Offenders	3rd Judicial Circuit	Florida
Offenders	581	26,937
Predators	129	3,827
Total	710	30,764
Circuit share of registered sex offenders and predators	2.3%	NA
Registered sex offenders and predators per 100,000 population	363.8	150.2


DOC Incarcerated Inmates by Circuit of Commitment	3rd Judicial Circuit	Florida
June 30, 2017	1,776	97,794
Incarceration rate (inmates per 100,000 circuit population)	910.0	477.4
Circuit rank	2	NA

Circuit Demographics	3rd Judicial Circuit	Florida
Official 4/1/17 Estimate of population	195,173	20,484,142
Population change 2010-17	4,206	1,682,810
% change from 2010 to 2017	2.2%	9.0%
Persons per square mile	39	382

DOC Community Supervision	3rd Judicial Circuit	Florida
FY 2016-17 admissions by circuit of conviction	1,277	79,817
Circuit share of all supervision admissions	1.6%	NA
June 30, 2017 supervised population	2,595	136,035
Circuit share of supervised population	1.9%	NA

Prepared by
 Florida Legislature
 Office of Economic and Demographic Research
 111 W. Madison Street, Suite 574
 Tallahassee, FL 32399-6588

(850) 487-1402 <http://edr.state.fl.us>

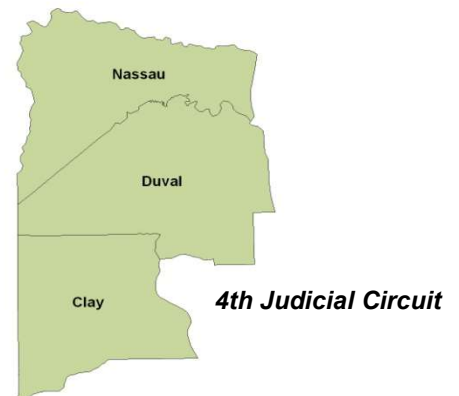


August 2018

4th Judicial Circuit

Florida's 8th most populous circuit
with 6.0% of Florida's population

Crime			New Commitments to Prison		
	4th Judicial Circuit	Florida		4th Judicial Circuit	Florida
Crime rate (index crimes per 100,000 population)					
2016	3,740.1	3,181.4	2016	2,175	28,404
2017	3,656.6	2,989.5	2017	1,930	27,579
2017 rank in state	4	NA	% change from 2016 to 2017	-11.3%	-2.9%
% change from 2016 to 2017	-2.2%	-6.0%	2017 rank in state	3	NA
Violent crimes			Circuit share of new commitments	7.0%	NA
2016	6,480	88,501	% of new commitments who are female	11.6%	12.9%
2017	6,719	85,558			
Circuit share of violent crimes	8.1%	NA			
Violent crime rate (violent crimes per 100,000 population)					
2016	537.0	439.2			
2017	548.1	417.7			
2017 rank in state	3	NA			
% change from 2016 to 2017	2.1%	-4.9%			
Felony Filings			2017 New Commitments by Offense Category		
	4th Judicial Circuit	Florida		4th Judicial Circuit	Florida
FY 2016-17 Total Filings(defendants)	8,020	171,340	Murder/manslaughter	93	932
Violent crimes	349	4,494	Sexual/lewd behavior	101	1,565
Other crimes against persons	1,470	30,066	Robbery	141	1,609
Crimes against property	3,811	87,480	Other violent	275	4,402
Drug Crimes	2,390	49,300	Burglary	279	4,180
			Property theft/fraud	225	4,374
			Drugs	467	6,372
			Weapons	199	1,814
			Other	150	2,332
Change from prior FY			Change in New Commitments from 2016		
	4th Judicial Circuit	Florida		4th Judicial Circuit	Florida
Total Filings	-8.2%	-0.2%	Murder/manslaughter	-22.4%	-8.0%
Violent crimes	40.7%	7.6%	Sexual/lewd behavior	-10.7%	-3.5%
Other crimes against persons	12.2%	-0.8%	Robbery	-6.5%	-10.7%
Crimes against property	-20.2%	-2.4%	Other violent	-7.3%	2.6%
Drug Crimes	-0.8%	3.6%	Burglary	-13.6%	-6.9%
			Property theft/fraud	-12.2%	-6.3%
			Drugs	-16.6%	-0.7%
			Weapons	-9.6%	1.3%
			Other	10.5%	0.6%
Total charges FY 2016-17	17,238	370,897			
Number of charges per defendant	2.1	2.2			
Juvenile Delinquency					
	4th Judicial Circuit	Florida			
FY 2016-17 juvenile delinquency complaints filed	3,090	55,048			
Per 100,000 juveniles 10-17	2,514.0	2,923.0			
Juveniles direct filed to adult court	66	1,467			
Circuit share of juveniles direct filed	4.5%	NA			



Drug New Commitments	4th Judicial Circuit	Florida
Drug new commitments as % of all new commitments		
2016	25.8%	22.6%
2017	24.2%	23.1%
County share of all drug new commitments--2017	7.3%	NA
As percent of drug new commitments--2017		
Drug trafficking	15.8%	19.7%
Drug manufacture/sale/purchase	66.7%	45.0%
Drug possession/other	17.6%	35.3%

Department of Corrections Facilities	4th Judicial Circuit	Florida
DOC facilities--6/30/17	3	148
DOC inmates--6/30/17	418	97,794
% of DOC inmates in circuit	0.4%	NA

County Detention Facilities	4th Judicial Circuit	Florida
Average daily population		
June 2017	3,636	53,218
Jail capacity in circuit		
June 2017	NA	NA

Sentence Length of New Commitments	4th Judicial Circuit	Florida
Average sentence length (months)		
2016	75.8	63.3
2017	68.3	60.4
2017 year-and-a-day new commitments	21	2,209
As percent of all new commitments	1.1%	8.0%
Circuit share of all year-and-a-day new commitments	1.0%	NA


Registered Sex Offenders	4th Judicial Circuit	Florida
Offenders	2,247	26,937
Predators	396	3,827
Total	2,643	30,764

Circuit share of registered sex offenders and predators	8.6%	NA
Registered sex offenders and predators per 100,000 population	215.6	150.2

DOC Incarcerated Inmates by Circuit of Commitment	4th Judicial Circuit	Florida
June 30, 2017	8,857	97,794
Incarceration rate (inmates per 100,000 circuit population)	722.5	477.4
Circuit rank	5	NA

Circuit Demographics	4th Judicial Circuit	Florida
Official 4/1/17 Estimate of population	1,225,816	20,484,142
Population change 2010-17	97,374	1,682,810
% change from 2010 to 2017	8.6%	9.0%
Persons per square mile	608	382

DOC Community Supervision	4th Judicial Circuit	Florida
FY 2016-17 admissions by circuit of conviction	3,396	79,817
Circuit share of all supervision admissions	4.3%	NA
June 30, 2017 supervised population	6,211	136,035
Circuit share of supervised population	4.6%	NA

Prepared by	
Florida Legislature	
Office of Economic and Demographic Research	
111 W. Madison Street, Suite 574 Tallahassee, FL 32399-6588	
(850) 487-1402	
	http://edr.state.fl.us
August 2018	

5th Judicial Circuit

Florida's 9th most populous circuit
with 5.5% of Florida's population

Crime			New Commitments to Prison		
	5th Judicial Circuit	Florida		5th Judicial Circuit	Florida
Crime rate (index crimes per 100,000 population)					
2016	2,177.4	3,181.4	2016	1,752	28,404
2017	2,238.9	2,989.5	2017	1,794	27,579
2017 rank in state	16	NA	% change from 2016 to 2017	2.4%	-2.9%
% change from 2016 to 2017	2.8%	-6.0%	2017 rank in state	4	NA
Violent crimes			Circuit share of new commitments	6.5%	NA
2016	3,240	88,501	% of new commitments who are female	16.8%	12.9%
2017	3,728	85,558			
Circuit share of violent crimes	4.5%	NA			
Violent crime rate (violent crimes per 100,000 population)					
2016	291.7	439.2			
2017	330.7	417.7			
2017 rank in state	14	NA			
% change from 2016 to 2017	13.4%	-4.9%			
Felony Filings			2017 New Commitments by Offense Category		
	5th Judicial Circuit	Florida		5th Judicial Circuit	Florida
FY 2016-17 Total Filings(defendants)	9,534	171,340	Murder/manslaughter	44	932
Violent crimes	242	4,494	Sexual/lewd behavior	104	1,565
Other crimes against persons	1,596	30,066	Robbery	73	1,609
Crimes against property	5,235	87,480	Other violent	296	4,402
Drug Crimes	2,461	49,300	Burglary	237	4,180
			Property theft/fraud	332	4,374
			Drugs	404	6,372
			Weapons	136	1,814
			Other	168	2,332
Change from prior FY			Change in New Commitments from 2016		
	5th Judicial Circuit	Florida		5th Judicial Circuit	Florida
Total Filings	2.6%	-0.2%	Murder/manslaughter	-1.9%	-8.0%
Violent crimes	2.1%	7.6%	Sexual/lewd behavior	-23.5%	-3.5%
Other crimes against persons	-2.9%	-0.8%	Robbery	8.3%	-10.7%
Crimes against property	7.1%	-2.4%	Other violent	18.1%	2.6%
Drug Crimes	-2.6%	3.6%	Burglary	-15.7%	-6.9%
			Property theft/fraud	14.2%	-6.3%
			Drugs	12.5%	-0.7%
			Weapons	24.6%	1.3%
			Other	-21.2%	0.6%
Total charges FY 2016-17	19,974	370,897			
Number of charges per defendant	2.1	2.2			
Juvenile Delinquency					
	5th Judicial Circuit	Florida			
FY 2016-17 juvenile delinquency complaints filed	2,910	55,048			
Per 100,000 juveniles 10-17	3,273.6	2,923.0			
Juveniles direct filed to adult court	43	1,467			
Circuit share of juveniles direct filed	2.9%	NA			



5th Judicial Circuit

Drug New Commitments	5th Judicial Circuit	Florida
Drug new commitments as % of all new commitments		
2016	20.5%	22.6%
2017	22.5%	23.1%
County share of all drug new commitments--2017	6.3%	NA
As percent of drug new commitments--2017		
Drug trafficking	15.1%	19.7%
Drug manufacture/sale/purchase	47.1%	45.0%
Drug possession/other	37.8%	35.3%

Department of Corrections Facilities	5th Judicial Circuit	Florida
DOC facilities--6/30/17	13	148
DOC inmates--6/30/17	8,345	97,794
% of DOC inmates in circuit	8.5%	NA

County Detention Facilities	5th Judicial Circuit	Florida
Average daily population		
June 2017	3,594	53,218
Jail capacity in circuit		
June 2017	NA	NA

Sentence Length of New Commitments	5th Judicial Circuit	Florida
Average sentence length (months)		
2016	66.3	63.3
2017	59.1	60.4
2017 year-and-a-day new commitments	108	2,209
As percent of all new commitments	6.0%	8.0%
Circuit share of all year-and-a-day new commitments	4.9%	NA


Registered Sex Offenders	5th Judicial Circuit	Florida
Offenders	2,181	26,937
Predators	305	3,827
Total	2,486	30,764

Circuit share of registered sex offenders and predators	8.1%	NA
Registered sex offenders and predators per 100,000 population	220.5	150.2

DOC Incarcerated Inmates by Circuit of Commitment	5th Judicial Circuit	Florida
June 30, 2017	5,940	97,794
Incarceration rate (inmates per 100,000 circuit population)	526.9	477.4
Circuit rank	10	NA

Circuit Demographics	5th Judicial Circuit	Florida
Official 4/1/17 Estimate of population	1,127,374	20,484,142
Population change 2010-17	91,590	1,682,810
% change from 2010 to 2017	8.8%	9.0%
Persons per square mile	273	382

DOC Community Supervision	5th Judicial Circuit	Florida
FY 2016-17 admissions by circuit of conviction	4,533	79,817
Circuit share of all supervision admissions	5.7%	NA
June 30, 2017 supervised population	7,448	136,035
Circuit share of supervised population	5.5%	NA

Prepared by	
Florida Legislature	
Office of Economic and Demographic Research	
111 W. Madison Street, Suite 574 Tallahassee, FL 32399-6588	
(850) 487-1402	http://edr.state.fl.us
August 2018	

Drug New Commitments

	6th Judicial Circuit	Florida
Drug new commitments as % of all new commitments		
2016	24.6%	22.6%
2017	24.1%	23.1%
County share of all drug new commitments--2017	7.4%	NA
As percent of drug new commitments--2017		
Drug trafficking	15.5%	19.7%
Drug manufacture/sale/purchase	39.2%	45.0%
Drug possession/other	45.2%	35.3%

Department of Corrections Facilities

	6th Judicial Circuit	Florida
DOC facilities--6/30/17	6	148
DOC inmates--6/30/17	1,126	97,794
% of DOC inmates in circuit	1.2%	NA

County Detention Facilities

	6th Judicial Circuit	Florida
Average daily population		
June 2017	4,646	53,218
Jail capacity in circuit		
June 2017	NA	NA

Sentence Length of New Commitments

	6th Judicial Circuit	Florida
Average sentence length (months)		
2016	53.9	63.3
2017	58.4	60.4
2017 year-and-a-day new commitments	73	2,209
As percent of all new commitments	3.7%	8.0%
Circuit share of all year-and-a-day new commitments	3.3%	NA

Registered Sex Offenders

	6th Judicial Circuit	Florida
Offenders	2,414	26,937
Predators	280	3,827
Total	2,694	30,764
Circuit share of registered sex offenders and predators	8.8%	NA
Registered sex offenders and predators per 100,000 population	183.6	150.2

DOC Incarcerated Inmates by Circuit of Commitment

	6th Judicial Circuit	Florida
June 30, 2017	7,172	97,794
Incarceration rate (inmates per 100,000 circuit population)	488.7	477.4
Circuit rank	12	NA

Circuit Demographics


	6th Judicial Circuit	Florida
Official 4/1/17 Estimate of population	1,467,712	20,484,142
Population change 2010-17	86,473	1,682,810
% change from 2010 to 2017	6.3%	9.0%
Persons per square mile	1,438	382

DOC Community Supervision

	6th Judicial Circuit	Florida
FY 2016-17 admissions by circuit of conviction	5,520	79,817
Circuit share of all supervision admissions	6.9%	NA
June 30, 2017 supervised population	8,916	136,035
Circuit share of supervised population	6.6%	NA

Prepared by
 Florida Legislature
 Office of Economic and Demographic Research
 111 W. Madison Street, Suite 574
 Tallahassee, FL 32399-6588

(850) 487-1402 <http://edr.state.fl.us>

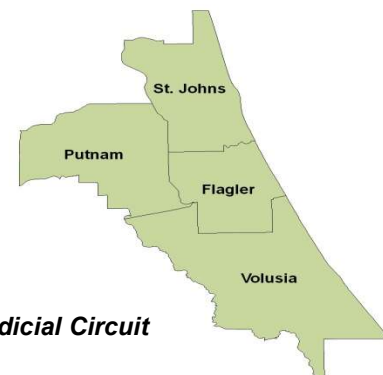


August 2018

7th Judicial Circuit

Florida's 11th most populous circuit
with 4.5% of Florida's population

Crime			New Commitments to Prison		
	7th Judicial Circuit	Florida		7th Judicial Circuit	Florida
Crime rate (index crimes per 100,000 population)					
2016	2,948.6	3,181.4	2016	1,595	28,404
2017	2,583.1	2,989.5	2017	1,791	27,579
2017 rank in state	13	NA	% change from 2016 to 2017	12.3%	-2.9%
% change from 2016 to 2017	-12.4%	-6.0%	2017 rank in state	5	NA
Violent crimes			Circuit share of new commitments	6.5%	NA
2016	3,299	88,501	% of new commitments who are female	13.2%	12.9%
2017	2,979	85,558			
Circuit share of violent crimes	3.6%	NA			
Violent crime rate (violent crimes per 100,000 population)					
2016	361.0	439.2			
2017	319.8	417.7			
2017 rank in state	15	NA			
% change from 2016 to 2017	-11.4%	-4.9%			
Felony Filings			2017 New Commitments by Offense Category		
	7th Judicial Circuit	Florida		7th Judicial Circuit	Florida
FY 2016-17 Total Filings(defendants)	9,182	171,340	Murder/manslaughter	34	932
Violent crimes	169	4,494	Sexual/lewd behavior	100	1,565
Other crimes against persons	1,815	30,066	Robbery	75	1,609
Crimes against property	4,476	87,480	Other violent	312	4,402
Drug Crimes	2,722	49,300	Burglary	245	4,180
			Property theft/fraud	298	4,374
			Drugs	467	6,372
			Weapons	64	1,814
			Other	196	2,332
Change from prior FY			Change in New Commitments from 2016		
	7th Judicial Circuit	Florida		7th Judicial Circuit	Florida
Total Filings	6.9%	-0.2%	Murder/manslaughter	7.2%	-8.0%
Violent crimes	19.9%	7.6%	Sexual/lewd behavior	-2.6%	-3.5%
Other crimes against persons	0.1%	-0.8%	Robbery	-16.1%	-10.7%
Crimes against property	8.7%	-2.4%	Other violent	14.3%	2.6%
Drug Crimes	8.1%	3.6%	Burglary	2.2%	-6.9%
			Property theft/fraud	15.1%	-6.3%
			Drugs	23.9%	-0.7%
			Weapons	-11.2%	1.3%
			Other	29.8%	0.6%
Total charges FY 2016-17	17,701	370,897			
Number of charges per defendant	1.9	2.2			
Juvenile Delinquency					
	7th Judicial Circuit	Florida			
FY 2016-17 juvenile delinquency complaints filed	2,686	55,048			
Per 100,000 juveniles 10-17	3,229.1	2,923.0			
Juveniles direct filed to adult court	54	1,467			
Circuit share of juveniles direct filed	3.7%	NA			



7th Judicial Circuit

Drug New Commitments	7th Judicial Circuit	Florida
Drug new commitments as % of all new commitments		
2016	23.6%	22.6%
2017	26.1%	23.1%
County share of all drug new commitments--2017	7.3%	NA
As percent of drug new commitments--2017		
Drug trafficking	15.3%	19.7%
Drug manufacture/sale/purchase	61.5%	45.0%
Drug possession/other	23.2%	35.3%

Department of Corrections Facilities	7th Judicial Circuit	Florida
DOC facilities--6/30/17	6	148
DOC inmates--6/30/17	2,254	97,794
% of DOC inmates in circuit	2.3%	NA

County Detention Facilities	7th Judicial Circuit	Florida
Average daily population		
June 2017	2,426	53,218
Jail capacity in circuit		
June 2017	NA	NA

Sentence Length of New Commitments	7th Judicial Circuit	Florida
Average sentence length (months)		
2016	55.6	63.3
2017	49.7	60.4
2017 year-and-a-day new commitments	281	2,209
As percent of all new commitments	15.7%	8.0%
Circuit share of all year-and-a-day new commitments	12.7%	NA


Registered Sex Offenders	7th Judicial Circuit	Florida
Offenders	1,518	26,937
Predators	176	3,827
Total	1,694	30,764

Circuit share of registered sex offenders and predators	5.5%	NA
Registered sex offenders and predators per 100,000 population	181.9	150.2

DOC Incarcerated Inmates by Circuit of Commitment	7th Judicial Circuit	Florida
June 30, 2017	4,873	97,794
Incarceration rate (inmates per 100,000 circuit population)	523.2	477.4
Circuit rank	11	NA

Circuit Demographics	7th Judicial Circuit	Florida
Official 4/1/17 Estimate of population	931,453	20,484,142
Population change 2010-17	76,761	1,682,810
% change from 2010 to 2017	9.0%	9.0%
Persons per square mile	320	382

DOC Community Supervision	7th Judicial Circuit	Florida
FY 2016-17 admissions by circuit of conviction	4,615	79,817
Circuit share of all supervision admissions	5.8%	NA
June 30, 2017 supervised population	6,655	136,035
Circuit share of supervised population	4.9%	NA

Prepared by	
Florida Legislature	
Office of Economic and Demographic Research	
111 W. Madison Street, Suite 574 Tallahassee, FL 32399-6588	
(850) 487-1402	
	http://edr.state.fl.us
August 2018	

8th Judicial Circuit

Florida's 17th most populous circuit
with 1.9% of Florida's population

Crime			New Commitments to Prison		
	8th Judicial Circuit	Florida		8th Judicial Circuit	Florida
Crime rate (index crimes per 100,000 population)					
2016 NA		3,181.4	2016	1,138	28,404
2017 NA		2,989.5	2017	1,050	27,579
2017 rank in state NA		NA	% change from 2016 to 2017	-7.8%	-2.9%
% change from 2016 to 2017 NA		-6.0%	2017 rank in state	17	NA
Violent crimes			Circuit share of new commitments	3.8%	NA
2016 NA		88,501	% of new commitments who are female	13.0%	12.9%
2017 NA		85,558			
Circuit share of violent crimes NA		NA			
Violent crime rate (violent crimes per 100,000 population)					
2016 NA		439.2			
2017 NA		417.7			
2017 rank in state NA		NA			
% change from 2016 to 2017 NA		-4.9%			
Felony Filings			2017 New Commitments by Offense Category		
	8th Judicial Circuit	Florida		8th Judicial Circuit	Florida
FY 2016-17 Total Filings(defendants)	3,959	171,340	Murder/manslaughter	21	932
Violent crimes	132	4,494	Sexual/lewd behavior	52	1,565
Other crimes against persons	655	30,066	Robbery	48	1,609
Crimes against property	2,074	87,480	Other violent	178	4,402
Drug Crimes	1,098	49,300	Burglary	137	4,180
			Property theft/fraud	196	4,374
			Drugs	237	6,372
			Weapons	68	1,814
			Other	114	2,332
Change from prior FY			Change in New Commitments from 2016		
	8th Judicial Circuit	Florida		8th Judicial Circuit	Florida
Total Filings	0.1%	-0.2%	Murder/manslaughter	11.6%	-8.0%
Violent crimes	20.0%	7.6%	Sexual/lewd behavior	-26.5%	-3.5%
Other crimes against persons	-5.1%	-0.8%	Robbery	-23.0%	-10.7%
Crimes against property	6.9%	-2.4%	Other violent	-5.7%	2.6%
Drug Crimes	-9.7%	3.6%	Burglary	-1.8%	-6.9%
			Property theft/fraud	0.5%	-6.3%
			Drugs	-17.5%	-0.7%
			Weapons	-9.3%	1.3%
			Other	11.9%	0.6%
Total charges FY 2016-17	8,127	370,897			
Number of charges per defendant	2.1	2.2			
Juvenile Delinquency					
	8th Judicial Circuit	Florida			
FY 2016-17 juvenile delinquency complaints filed	1,406	55,048			
Per 100,000 juveniles 10-17	4,402.3	2,923.0			
Juveniles direct filed to adult court	25	1,467			
Circuit share of juveniles direct filed	1.7%	NA			



8th Judicial Circuit

Drug New Commitments	8th Judicial Circuit	Florida
Drug new commitments as % of all new commitments		
2016	25.2%	22.6%
2017	22.5%	23.1%
County share of all drug new commitments--2017	3.7%	NA
As percent of drug new commitments--2017		
Drug trafficking	8.9%	19.7%
Drug manufacture/sale/purchase	50.2%	45.0%
Drug possession/other	40.9%	35.3%

Department of Corrections Facilities	8th Judicial Circuit	Florida
DOC facilities--6/30/17	16	148
DOC inmates--6/30/17	11,234	97,794
% of DOC inmates in circuit	11.5%	NA

County Detention Facilities	8th Judicial Circuit	Florida
Average daily population		
June 2017	1,748	53,218
Jail capacity in circuit		
June 2017	NA	NA

Sentence Length of New Commitments	8th Judicial Circuit	Florida
Average sentence length (months)		
2016	49.8	63.3
2017	48.3	60.4
2017 year-and-a-day new commitments	11	2,209
As percent of all new commitments	1.0%	8.0%
Circuit share of all year-and-a-day new commitments	0.5%	NA

Registered Sex Offenders	8th Judicial Circuit	Florida
Offenders	842	26,937
Predators	128	3,827
Total	970	30,764
Circuit share of registered sex offenders and predators	3.2%	NA
Registered sex offenders and predators per 100,000 population	249.3	150.2


DOC Incarcerated Inmates by Circuit of Commitment	8th Judicial Circuit	Florida
June 30, 2017	2,852	97,794
Incarceration rate (inmates per 100,000 circuit population)	733.1	477.4
Circuit rank	4	NA

Circuit Demographics	8th Judicial Circuit	Florida
Official 4/1/17 Estimate of population	389,022	20,484,142
Population change 2010-17	12,776	1,682,810
% change from 2010 to 2017	3.4%	9.0%
Persons per square mile	112	382

DOC Community Supervision	8th Judicial Circuit	Florida
FY 2016-17 admissions by circuit of conviction	2,006	79,817
Circuit share of all supervision admissions	2.5%	NA
June 30, 2017 supervised population	2,711	136,035
Circuit share of supervised population	2.0%	NA

Prepared by
 Florida Legislature
 Office of Economic and Demographic Research
 111 W. Madison Street, Suite 574
 Tallahassee, FL 32399-6588

(850) 487-1402 <http://edr.state.fl.us>



August 2018

Drug New Commitments	9th Judicial Circuit	Florida
Drug new commitments as % of all new commitments		
2016	18.7%	22.6%
2017	19.5%	23.1%
County share of all drug new commitments--2017	4.8%	NA
As percent of drug new commitments--2017		
Drug trafficking	49.3%	19.7%
Drug manufacture/sale/purchase	31.2%	45.0%
Drug possession/other	19.5%	35.3%

Department of Corrections Facilities	9th Judicial Circuit	Florida
DOC facilities--6/30/17	8	148
DOC inmates--6/30/17	3,261	97,794
% of DOC inmates in circuit	3.3%	NA

County Detention Facilities	9th Judicial Circuit	Florida
Average daily population		
June 2017	3,198	53,218
Jail capacity in circuit		
June 2017	NA	NA

Sentence Length of New Commitments	9th Judicial Circuit	Florida
Average sentence length (months)		
2016	77.3	63.3
2017	77.4	60.4
2017 year-and-a-day new commitments	116	2,209
As percent of all new commitments	7.3%	8.0%
Circuit share of all year-and-a-day new commitments	5.2%	NA

Registered Sex Offenders	9th Judicial Circuit	Florida
Offenders	2,510	26,937
Predators	444	3,827
Total	2,954	30,764
Circuit share of registered sex offenders and predators	9.7%	NA
Registered sex offenders and predators per 100,000 population	178.9	150.2


DOC Incarcerated Inmates by Circuit of Commitment	9th Judicial Circuit	Florida
June 30, 2017	7,045	97,794
Incarceration rate (inmates per 100,000 circuit population)	426.6	477.4
Circuit rank	16	NA

Circuit Demographics	9th Judicial Circuit	Florida
Official 4/1/17 Estimate of population	1,651,494	20,484,142
Population change 2010-17	236,853	1,682,810
% change from 2010 to 2017	16.7%	9.0%
Persons per square mile	740	382

DOC Community Supervision	9th Judicial Circuit	Florida
FY 2016-17 admissions by circuit of conviction	5,802	79,817
Circuit share of all supervision admissions	7.3%	NA
June 30, 2017 supervised population	10,313	136,035
Circuit share of supervised population	7.6%	NA

Prepared by
 Florida Legislature
 Office of Economic and Demographic Research
 111 W. Madison Street, Suite 574
 Tallahassee, FL 32399-6588

(850) 487-1402 <http://edr.state.fl.us>

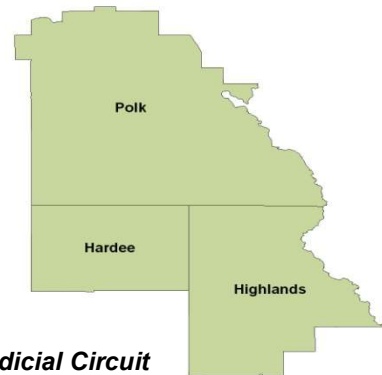


August 2018

10th Judicial Circuit

Florida's 13th most populous circuit
with 3.9% of Florida's population

Crime			New Commitments to Prison		
	10th Judicial Circuit	Florida		10th Judicial Circuit	Florida
Crime rate (index crimes per 100,000 population)					
2016	2,752.3	3,181.4	2016	1,661	28,404
2017	2,374.2	2,989.5	2017	2,024	27,579
2017 rank in state	14	NA	% change from 2016 to 2017	21.9%	-2.9%
% change from 2016 to 2017	-13.7%	-6.0%	2017 rank in state	1	NA
Violent crimes			Circuit share of new commitments	7.3%	NA
2016	2,607	88,501	% of new commitments who are female	16.6%	12.9%
2017	2,337	85,558			
Circuit share of violent crimes	2.8%	NA			
Violent crime rate (violent crimes per 100,000 population)					
2016	335.9	439.2			
2017	295.4	417.7			
2017 rank in state	18	NA			
% change from 2016 to 2017	-12.1%	-4.9%			
Felony Filings			2017 New Commitments by Offense Category		
	10th Judicial Circuit	Florida		10th Judicial Circuit	Florida
FY 2016-17 Total Filings(defendants)	10,106	171,340	Murder/manslaughter	36	932
Violent crimes	255	4,494	Sexual/lewd behavior	134	1,565
Other crimes against persons	1,827	30,066	Robbery	89	1,609
Crimes against property	4,461	87,480	Other violent	359	4,402
Drug Crimes	3,563	49,300	Burglary	339	4,180
			Property theft/fraud	348	4,374
			Drugs	460	6,372
			Weapons	105	1,814
			Other	155	2,332
Change from prior FY			Change in New Commitments from 2016		
	10th Judicial Circuit	Florida		10th Judicial Circuit	Florida
Total Filings	10.1%	-0.2%	Murder/manslaughter	-22.4%	-8.0%
Violent crimes	2.4%	7.6%	Sexual/lewd behavior	19.2%	-3.5%
Other crimes against persons	-6.2%	-0.8%	Robbery	2.9%	-10.7%
Crimes against property	3.3%	-2.4%	Other violent	13.8%	2.6%
Drug Crimes	33.9%	3.6%	Burglary	24.4%	-6.9%
			Property theft/fraud	15.1%	-6.3%
			Drugs	46.3%	-0.7%
			Weapons	19.6%	1.3%
			Other	25.2%	0.6%
Total charges FY 2016-17	30,115	370,897			
Number of charges per defendant	3.0	2.2			
Juvenile Delinquency					
	10th Judicial Circuit	Florida			
FY 2016-17 juvenile delinquency complaints filed	3,577	55,048			
Per 100,000 juveniles 10-17	4,567.3	2,923.0			
Juveniles direct filed to adult court	167	1,467			
Circuit share of juveniles direct filed	11.4%	NA			



10th Judicial Circuit

Drug New Commitments	10th Judicial Circuit	Florida
Drug new commitments as % of all new commitments		
2016	18.9%	22.6%
2017	22.7%	23.1%
County share of all drug new commitments--2017	7.2%	NA
As percent of drug new commitments--2017		
Drug trafficking	27.5%	19.7%
Drug manufacture/sale/purchase	16.0%	45.0%
Drug possession/other	56.5%	35.3%

Department of Corrections Facilities	10th Judicial Circuit	Florida
DOC facilities--6/30/17	7	148
DOC inmates--6/30/17	4,304	97,794
% of DOC inmates in circuit	4.4%	NA

County Detention Facilities	10th Judicial Circuit	Florida
Average daily population		
June 2017	3,235	53,218
Jail capacity in circuit		
June 2017	NA	NA

Sentence Length of New Commitments	10th Judicial Circuit	Florida
Average sentence length (months)		
2016	71.0	63.3
2017	60.2	60.4
2017 year-and-a-day new commitments	215	2,209
As percent of all new commitments	10.6%	8.0%
Circuit share of all year-and-a-day new commitments	9.7%	NA

Registered Sex Offenders	10th Judicial Circuit	Florida
Offenders	1,347	26,937
Predators	143	3,827
Total	1,490	30,764
Circuit share of registered sex offenders and predators	4.9%	NA
Registered sex offenders and predators per 100,000 population	188.3	150.2


DOC Incarcerated Inmates by Circuit of Commitment	10th Judicial Circuit	Florida
June 30, 2017	5,420	97,794
Incarceration rate (inmates per 100,000 circuit population)	685.0	477.4
Circuit rank	6	NA

Circuit Demographics	10th Judicial Circuit	Florida
Official 4/1/17 Estimate of population	791,209	20,484,142
Population change 2010-17	62,597	1,682,810
% change from 2010 to 2017	8.6%	9.0%
Persons per square mile	229	382

DOC Community Supervision	10th Judicial Circuit	Florida
FY 2016-17 admissions by circuit of conviction	4,970	79,817
Circuit share of all supervision admissions	6.2%	NA
June 30, 2017 supervised population	7,313	136,035
Circuit share of supervised population	5.4%	NA

Prepared by
 Florida Legislature
 Office of Economic and Demographic Research
 111 W. Madison Street, Suite 574
 Tallahassee, FL 32399-6588

(850) 487-1402 <http://edr.state.fl.us>



August 2018

Drug New Commitments	11th Judicial Circuit	Florida
Drug new commitments as % of all new commitments		
2016	14.1%	22.6%
2017	14.5%	23.1%
County share of all drug new commitments--2017	2.7%	NA
As percent of drug new commitments--2017		
Drug trafficking	63.9%	19.7%
Drug manufacture/sale/purchase	33.7%	45.0%
Drug possession/other	2.4%	35.3%

Department of Corrections Facilities	11th Judicial Circuit	Florida
DOC facilities--6/30/17	8	148
DOC inmates--6/30/17	6,270	97,794
% of DOC inmates in circuit	6.4%	NA

County Detention Facilities	11th Judicial Circuit	Florida
Average daily population		
June 2017	3,726	53,218
Jail capacity in circuit		
June 2017	NA	NA

Sentence Length of New Commitments	11th Judicial Circuit	Florida
Average sentence length (months)		
2016	74.1	63.3
2017	74.6	60.4
2017 year-and-a-day new commitments	140	2,209
As percent of all new commitments	11.6%	8.0%
Circuit share of all year-and-a-day new commitments	6.3%	NA

Registered Sex Offenders	11th Judicial Circuit	Florida
Offenders	1,818	26,937
Predators	319	3,827
Total	2,137	30,764
Circuit share of registered sex offenders and predators	7.0%	NA
Registered sex offenders and predators per 100,000 population	77.9	150.2


DOC Incarcerated Inmates by Circuit of Commitment	11th Judicial Circuit	Florida
June 30, 2017	7,601	97,794
Incarceration rate (inmates per 100,000 circuit population)	277.1	477.4
Circuit rank	20	NA

Circuit Demographics	11th Judicial Circuit	Florida
Official 4/1/17 Estimate of population	2,743,095	20,484,142
Population change 2010-17	246,638	1,682,810
% change from 2010 to 2017	9.9%	9.0%
Persons per square mile	1,445	382

DOC Community Supervision	11th Judicial Circuit	Florida
FY 2016-17 admissions by circuit of conviction	5,378	79,817
Circuit share of all supervision admissions	6.7%	NA
June 30, 2017 supervised population	12,960	136,035
Circuit share of supervised population	9.5%	NA

Prepared by
 Florida Legislature
 Office of Economic and Demographic Research
 111 W. Madison Street, Suite 574
 Tallahassee, FL 32399-6588

(850) 487-1402 <http://edr.state.fl.us>

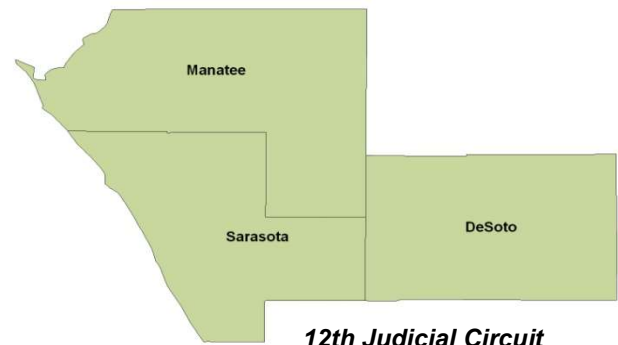


August 2018

12th Judicial Circuit

Florida's 12th most populous circuit
with 4.0% of Florida's population

Crime			New Commitments to Prison		
	12th Judicial Circuit	Florida		12th Judicial Circuit	Florida
Crime rate (index crimes per 100,000 population)					
2016	2,464.1	3,181.4	2016	1,106	28,404
2017	2,241.6	2,989.5	2017	1,078	27,579
2017 rank in state	15	NA	% change from 2016 to 2017	-2.5%	-2.9%
% change from 2016 to 2017	-9.0%	-6.0%	2017 rank in state	16	NA
Violent crimes			Circuit share of new commitments	3.9%	NA
2016	2,841	88,501	% of new commitments who are female	13.0%	12.9%
2017	3,009	85,558			
Circuit share of violent crimes	3.6%	NA			
Violent crime rate (violent crimes per 100,000 population)					
2016	358.6	439.2			
2017	370.7	417.7			
2017 rank in state	13	NA			
% change from 2016 to 2017	3.4%	-4.9%			
Felony Filings			2017 New Commitments by Offense Category		
	12th Judicial Circuit	Florida		12th Judicial Circuit	Florida
FY 2016-17 Total Filings(defendants)	6,086	171,340	Murder/manslaughter	37	932
Violent crimes	137	4,494	Sexual/lewd behavior	82	1,565
Other crimes against persons	867	30,066	Robbery	56	1,609
Crimes against property	3,125	87,480	Other violent	142	4,402
Drug Crimes	1,957	49,300	Burglary	146	4,180
			Property theft/fraud	163	4,374
			Drugs	354	6,372
			Weapons	51	1,814
			Other	48	2,332
Change from prior FY			Change in New Commitments from 2016		
	12th Judicial Circuit	Florida		12th Judicial Circuit	Florida
Total Filings	-3.9%	-0.2%	Murder/manslaughter	6.6%	-8.0%
Violent crimes	-25.5%	7.6%	Sexual/lewd behavior	-15.7%	-3.5%
Other crimes against persons	-1.4%	-0.8%	Robbery	-3.2%	-10.7%
Crimes against property	-9.3%	-2.4%	Other violent	-1.7%	2.6%
Drug Crimes	7.2%	3.6%	Burglary	-16.9%	-6.9%
			Property theft/fraud	-20.6%	-6.3%
			Drugs	24.6%	-0.7%
			Weapons	66.3%	1.3%
			Other	-36.7%	0.6%
Total charges FY 2016-17	13,933	370,897			
Number of charges per defendant	2.3	2.2			
Juvenile Delinquency					
	12th Judicial Circuit	Florida			
FY 2016-17 juvenile delinquency complaints filed	1,464	55,048			
Per 100,000 juveniles 10-17	2,262.0	2,923.0			
Juveniles direct filed to adult court	61	1,467			
Circuit share of juveniles direct filed	4.2%	NA			



Drug New Commitments	12th Judicial Circuit	Florida
Drug new commitments as % of all new commitments		
2016	25.7%	22.6%
2017	32.8%	23.1%
County share of all drug new commitments--2017	5.5%	NA
As percent of drug new commitments--2017		
Drug trafficking	12.5%	19.7%
Drug manufacture/sale/purchase	68.5%	45.0%
Drug possession/other	19.0%	35.3%

Sentence Length of New Commitments	12th Judicial Circuit	Florida
Average sentence length (months)		
2016	70.0	63.3
2017	69.7	60.4
2017 year-and-a-day new commitments	57	2,209
As percent of all new commitments	5.3%	8.0%
Circuit share of all year-and-a-day new commitments	2.6%	NA

DOC Incarcerated Inmates by Circuit of Commitment	12th Judicial Circuit	Florida
June 30, 2017	3,558	97,794
Incarceration rate (inmates per 100,000 circuit population)	438.4	477.4
Circuit rank	14	NA

DOC Community Supervision	12th Judicial Circuit	Florida
FY 2016-17 admissions by circuit of conviction	3,283	79,817
Circuit share of all supervision admissions	4.1%	NA
June 30, 2017 supervised population	5,113	136,035
Circuit share of supervised population	3.8%	NA

Department of Corrections Facilities	12th Judicial Circuit	Florida
DOC facilities--6/30/17	3	148
DOC inmates--6/30/17	1,829	97,794
% of DOC inmates in circuit	1.9%	NA


County Detention Facilities	12th Judicial Circuit	Florida
Average daily population June 2017	2,164	53,218
Jail capacity in circuit June 2017	NA	NA

Registered Sex Offenders	12th Judicial Circuit	Florida
Offenders	897	26,937
Predators	116	3,827
Total	1,013	30,764
Circuit share of registered sex offenders and predators	3.3%	NA
Registered sex offenders and predators per 100,000 population	124.8	150.2

Circuit Demographics	12th Judicial Circuit	Florida
Official 4/1/17 Estimate of population	811,663	20,484,142
Population change 2010-17	74,520	1,682,810
% change from 2010 to 2017	10.1%	9.0%
Persons per square mile	419	382

Prepared by
 Florida Legislature
 Office of Economic and Demographic Research
 111 W. Madison Street, Suite 574
 Tallahassee, FL 32399-6588

(850) 487-1402 <http://edr.state.fl.us>



August 2018

Drug New Commitments	13th Judicial Circuit	Florida
Drug new commitments as % of all new commitments		
2016	21.8%	22.6%
2017	22.2%	23.1%
County share of all drug new commitments--2017	6.2%	NA
As percent of drug new commitments--2017		
Drug trafficking	26.7%	19.7%
Drug manufacture/sale/purchase	33.3%	45.0%
Drug possession/other	40.0%	35.3%

Department of Corrections Facilities	13th Judicial Circuit	Florida
DOC facilities--6/30/17	0	148
DOC inmates--6/30/17	0	97,794
% of DOC inmates in circuit	0.0%	NA

County Detention Facilities	13th Judicial Circuit	Florida
Average daily population		
June 2017	2,954	53,218
Jail capacity in circuit		
June 2017	NA	NA

Sentence Length of New Commitments	13th Judicial Circuit	Florida
Average sentence length (months)		
2016	54.0	63.3
2017	50.3	60.4
2017 year-and-a-day new commitments	271	2,209
As percent of all new commitments	15.2%	8.0%
Circuit share of all year-and-a-day new commitments	12.2%	NA

Registered Sex Offenders	13th Judicial Circuit	Florida
Offenders	1,626	26,937
Predators	281	3,827
Total	1,907	30,764
Circuit share of registered sex offenders and predators	6.2%	NA
Registered sex offenders and predators per 100,000 population	138.3	150.2


DOC Incarcerated Inmates by Circuit of Commitment	13th Judicial Circuit	Florida
June 30, 2017	6,501	97,794
Incarceration rate (inmates per 100,000 circuit population)	471.3	477.4
Circuit rank	13	NA

Circuit Demographics	13th Judicial Circuit	Florida
Official 4/1/17 Estimate of population	1,379,302	20,484,142
Population change 2010-17	150,076	1,682,810
% change from 2010 to 2017	12.2%	9.0%
Persons per square mile	1,352	382

DOC Community Supervision	13th Judicial Circuit	Florida
FY 2016-17 admissions by circuit of conviction	6,613	79,817
Circuit share of all supervision admissions	8.3%	NA
June 30, 2017 supervised population	10,204	136,035
Circuit share of supervised population	7.5%	NA

Prepared by
 Florida Legislature
 Office of Economic and Demographic Research
 111 W. Madison Street, Suite 574
 Tallahassee, FL 32399-6588

(850) 487-1402 <http://edr.state.fl.us>

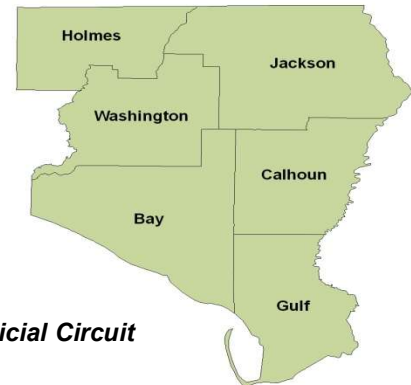


August 2018

14th Judicial Circuit

Florida's 18th most populous circuit
with 1.5% of Florida's population

Crime			New Commitments to Prison		
	14th Judicial Circuit	Florida		14th Judicial Circuit	Florida
Crime rate (index crimes per 100,000 population)					
2016	3,166.0	3,181.4	2016	1,364	28,404
2017	3,264.3	2,989.5	2017	1,264	27,579
2017 rank in state	6	NA	% change from 2016 to 2017	-7.3%	-2.9%
% change from 2016 to 2017	3.1%	-6.0%	2017 rank in state	12	NA
Violent crimes			Circuit share of new commitments	4.6%	NA
2016	1,248	88,501	% of new commitments who are female	20.6%	12.9%
2017	1,355	85,558			
Circuit share of violent crimes	1.6%	NA			
Violent crime rate (violent crimes per 100,000 population)					
2016	412.6	439.2			
2017	443.2	417.7			
2017 rank in state	6	NA			
% change from 2016 to 2017	7.4%	-4.9%			
Felony Filings			2017 New Commitments by Offense Category		
	14th Judicial Circuit	Florida		14th Judicial Circuit	Florida
FY 2016-17 Total Filings(defendants)	6,115	171,340	Murder/manslaughter	21	932
Violent crimes	160	4,494	Sexual/lewd behavior	44	1,565
Other crimes against persons	1,065	30,066	Robbery	37	1,609
Crimes against property	3,196	87,480	Other violent	198	4,402
Drug Crimes	1,694	49,300	Burglary	120	4,180
			Property theft/fraud	202	4,374
			Drugs	459	6,372
			Weapons	63	1,814
			Other	120	2,332
Change from prior FY			Change in New Commitments from 2016		
	14th Judicial Circuit	Florida		14th Judicial Circuit	Florida
Total Filings	11.6%	-0.2%	Murder/manslaughter	-4.3%	-8.0%
Violent crimes	7.4%	7.6%	Sexual/lewd behavior	-12.1%	-3.5%
Other crimes against persons	11.6%	-0.8%	Robbery	17.2%	-10.7%
Crimes against property	9.8%	-2.4%	Other violent	9.8%	2.6%
Drug Crimes	15.6%	3.6%	Burglary	-11.9%	-6.9%
			Property theft/fraud	-17.9%	-6.3%
			Drugs	4.0%	-0.7%
			Weapons	-29.9%	1.3%
			Other	-28.0%	0.6%
Total charges FY 2016-17	12,626	370,897			
Number of charges per defendant	2.1	2.2			
Juvenile Delinquency					
	14th Judicial Circuit	Florida			
FY 2016-17 juvenile delinquency complaints filed	1,344	55,048			
Per 100,000 juveniles 10-17	4,823.9	2,923.0			
Juveniles direct filed to adult court	13	1,467			
Circuit share of juveniles direct filed	0.9%	NA			



14th Judicial Circuit

Drug New Commitments	14th Judicial Circuit	Florida
Drug new commitments as % of all new commitments		
2016	32.3%	22.6%
2017	36.3%	23.1%
County share of all drug new commitments--2017	7.2%	NA
As percent of drug new commitments--2017		
Drug trafficking	8.9%	19.7%
Drug manufacture/sale/purchase	34.6%	45.0%
Drug possession/other	56.4%	35.3%

Department of Corrections Facilities	14th Judicial Circuit	Florida
DOC facilities--6/30/17	17	148
DOC inmates--6/30/17	15,325	97,794
% of DOC inmates in circuit	15.7%	NA

County Detention Facilities	14th Judicial Circuit	Florida
Average daily population		
June 2017	1,666	53,218
Jail capacity in circuit		
June 2017	NA	NA

Sentence Length of New Commitments	14th Judicial Circuit	Florida
Average sentence length (months)		
2016	41.2	63.3
2017	43.2	60.4
2017 year-and-a-day new commitments	160	2,209
As percent of all new commitments	12.7%	8.0%
Circuit share of all year-and-a-day new commitments	7.2%	NA

Registered Sex Offenders	14th Judicial Circuit	Florida
Offenders	734	26,937
Predators	74	3,827
Total	808	30,764
Circuit share of registered sex offenders and predators	2.6%	NA
Registered sex offenders and predators per 100,000 population	264.3	150.2


DOC Incarcerated Inmates by Circuit of Commitment	14th Judicial Circuit	Florida
June 30, 2017	2,817	97,794
Incarceration rate (inmates per 100,000 circuit population)	921.4	477.4
Circuit rank	1	NA

Circuit Demographics	14th Judicial Circuit	Florida
Official 4/1/17 Estimate of population	305,731	20,484,142
Population change 2010-17	11,822	1,682,810
% change from 2010 to 2017	4.0%	9.0%
Persons per square mile	79	382

DOC Community Supervision	14th Judicial Circuit	Florida
FY 2016-17 admissions by circuit of conviction	2,707	79,817
Circuit share of all supervision admissions	3.4%	NA
June 30, 2017 supervised population	4,558	136,035
Circuit share of supervised population	3.4%	NA

Prepared by
 Florida Legislature
 Office of Economic and Demographic Research
 111 W. Madison Street, Suite 574
 Tallahassee, FL 32399-6588

(850) 487-1402 <http://edr.state.fl.us>



August 2018

Drug New Commitments	15th Judicial Circuit	Florida
Drug new commitments as % of all new commitments		
2016	17.8%	22.6%
2017	19.1%	23.1%
County share of all drug new commitments--2017	3.7%	NA
As percent of drug new commitments--2017		
Drug trafficking	23.8%	19.7%
Drug manufacture/sale/purchase	63.7%	45.0%
Drug possession/other	12.6%	35.3%

Department of Corrections Facilities	15th Judicial Circuit	Florida
DOC facilities--6/30/17	5	148
DOC inmates--6/30/17	2,570	97,794
% of DOC inmates in circuit	2.6%	NA

County Detention Facilities	15th Judicial Circuit	Florida
Average daily population		
June 2017	2,104	53,218
Jail capacity in circuit		
June 2017	NA	NA

Sentence Length of New Commitments	15th Judicial Circuit	Florida
Average sentence length (months)		
2016	69.1	63.3
2017	72.1	60.4
2017 year-and-a-day new commitments	194	2,209
As percent of all new commitments	15.8%	8.0%
Circuit share of all year-and-a-day new commitments	8.8%	NA

Registered Sex Offenders	15th Judicial Circuit	Florida
Offenders	939	26,937
Predators	141	3,827
Total	1,080	30,764
Circuit share of registered sex offenders and predators	3.5%	NA
Registered sex offenders and predators per 100,000 population	76.4	150.2


DOC Incarcerated Inmates by Circuit of Commitment	15th Judicial Circuit	Florida
June 30, 2017	4,069	97,794
Incarceration rate (inmates per 100,000 circuit population)	287.7	477.4
Circuit rank	19	NA

Circuit Demographics	15th Judicial Circuit	Florida
Official 4/1/17 Estimate of population	1,414,144	20,484,142
Population change 2010-17	94,010	1,682,810
% change from 2010 to 2017	7.1%	9.0%
Persons per square mile	718	382

DOC Community Supervision	15th Judicial Circuit	Florida
FY 2016-17 admissions by circuit of conviction	2,708	79,817
Circuit share of all supervision admissions	3.4%	NA
June 30, 2017 supervised population	5,372	136,035
Circuit share of supervised population	3.9%	NA

Prepared by
 Florida Legislature
 Office of Economic and Demographic Research
 111 W. Madison Street, Suite 574
 Tallahassee, FL 32399-6588

(850) 487-1402 <http://edr.state.fl.us>

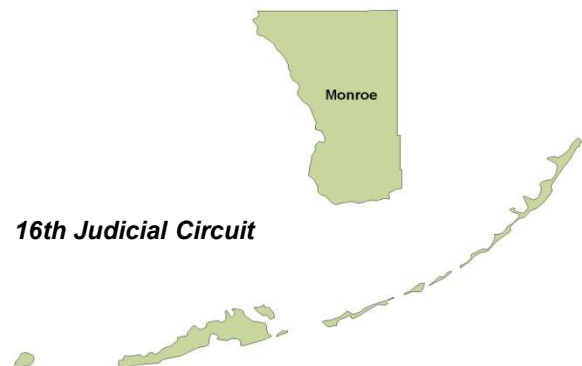


August 2018

16th Judicial Circuit

Florida's 20th most populous circuit
with .4% of Florida's population

Crime			New Commitments to Prison		
	16th Judicial Circuit	Florida		16th Judicial Circuit	Florida
Crime rate (index crimes per 100,000 population)					
2016	3,103.3	3,181.4	2016	179	28,404
2017	2,771.5	2,989.5	2017	179	27,579
2017 rank in state	10	NA	% change from 2016 to 2017	-0.1%	-2.9%
% change from 2016 to 2017	-10.7%	-6.0%	2017 rank in state	20	NA
Violent crimes			Circuit share of new commitments	0.6%	NA
2016	281	88,501	% of new commitments who are female	7.1%	12.9%
2017	292	85,558			
Circuit share of violent crimes	0.4%	NA			
Violent crime rate (violent crimes per 100,000 population)					
2016	369.5	439.2			
2017	379.8	417.7			
2017 rank in state	12	NA			
% change from 2016 to 2017	2.8%	-4.9%			
Felony Filings			2017 New Commitments by Offense Category		
	16th Judicial Circuit	Florida		16th Judicial Circuit	Florida
FY 2016-17 Total Filings(defendants)	1,170	171,340	Murder/manslaughter	2	932
Violent crimes	17	4,494	Sexual/lewd behavior	9	1,565
Other crimes against persons	246	30,066	Robbery	11	1,609
Crimes against property	476	87,480	Other violent	25	4,402
Drug Crimes	431	49,300	Burglary	25	4,180
			Property theft/fraud	25	4,374
			Drugs	63	6,372
			Weapons	2	1,814
			Other	16	2,332
Change from prior FY			Change in New Commitments from 2016		
	16th Judicial Circuit	Florida		16th Judicial Circuit	Florida
Total Filings	8.8%	-0.2%	Murder/manslaughter	0.5%	-8.0%
Violent crimes	-26.1%	7.6%	Sexual/lewd behavior	80.8%	-3.5%
Other crimes against persons	-5.0%	-0.8%	Robbery	67.4%	-10.7%
Crimes against property	-0.6%	-2.4%	Other violent	-10.7%	2.6%
Drug Crimes	37.3%	3.6%	Burglary	-10.7%	-6.9%
			Property theft/fraud	-19.6%	-6.3%
			Drugs	9.6%	-0.7%
			Weapons	100.9%	1.3%
			Other	-16.3%	0.6%
Total charges FY 2016-17	2,851	370,897			
Number of charges per defendant	2.4	2.2			
Juvenile Delinquency					
	16th Judicial Circuit	Florida			
FY 2016-17 juvenile delinquency complaints filed	145	55,048			
Per 100,000 juveniles 10-17	2,957.4	2,923.0			
Juveniles direct filed to adult court	10	1,467			
Circuit share of juveniles direct filed	0.7%	NA			



Drug New Commitments	16th Judicial Circuit	Florida
Drug new commitments as % of all new commitments		
2016	32.2%	22.6%
2017	35.3%	23.1%
County share of all drug new commitments--2017	1.0%	NA
As percent of drug new commitments--2017		
Drug trafficking	8.3%	19.7%
Drug manufacture/sale/purchase	66.7%	45.0%
Drug possession/other	25.0%	35.3%

Department of Corrections Facilities	16th Judicial Circuit	Florida
DOC facilities--6/30/17	0	148
DOC inmates--6/30/17	0	97,794
% of DOC inmates in circuit	0.0%	NA

County Detention Facilities	16th Judicial Circuit	Florida
Average daily population		
June 2017	513	53,218
Jail capacity in circuit		
June 2017	NA	NA

Sentence Length of New Commitments	16th Judicial Circuit	Florida
Average sentence length (months)		
2016	43.6	63.3
2017	40.5	60.4
2017 year-and-a-day new commitments	13	2,209
As percent of all new commitments	7.1%	8.0%
Circuit share of all year-and-a-day new commitments	0.6%	NA

Registered Sex Offenders	16th Judicial Circuit	Florida
Offenders	132	26,937
Predators	8	3,827
Total	140	30,764
Circuit share of registered sex offenders and predators	0.5%	NA
Registered sex offenders and predators per 100,000 population	182.1	150.2


DOC Incarcerated Inmates by Circuit of Commitment	16th Judicial Circuit	Florida
June 30, 2017	406	97,794
Incarceration rate (inmates per 100,000 circuit population)	528.0	477.4
Circuit rank	9	NA

Circuit Demographics	16th Judicial Circuit	Florida
Official 4/1/17 Estimate of population	76,889	20,484,142
Population change 2010-17	3,799	1,682,810
% change from 2010 to 2017	5.2%	9.0%
Persons per square mile	78	382

DOC Community Supervision	16th Judicial Circuit	Florida
FY 2016-17 admissions by circuit of conviction	574	79,817
Circuit share of all supervision admissions	0.7%	NA
June 30, 2017 supervised population	1,102	136,035
Circuit share of supervised population	0.8%	NA

Prepared by
 Florida Legislature
 Office of Economic and Demographic Research
 111 W. Madison Street, Suite 574
 Tallahassee, FL 32399-6588

(850) 487-1402 <http://edr.state.fl.us>



August 2018

Drug New Commitments	17th Judicial Circuit	Florida
Drug new commitments as % of all new commitments		
2016	19.7%	22.6%
2017	15.1%	23.1%
County share of all drug new commitments--2017	3.2%	NA
As percent of drug new commitments--2017		
Drug trafficking	29.2%	19.7%
Drug manufacture/sale/purchase	29.7%	45.0%
Drug possession/other	41.1%	35.3%

Department of Corrections Facilities	17th Judicial Circuit	Florida
DOC facilities--6/30/17	2	148
DOC inmates--6/30/17	238	97,794
% of DOC inmates in circuit	0.2%	NA

County Detention Facilities	17th Judicial Circuit	Florida
Average daily population		
June 2017	3,792	53,218
Jail capacity in circuit		
June 2017	NA	NA

Sentence Length of New Commitments	17th Judicial Circuit	Florida
Average sentence length (months)		
2016	64.6	63.3
2017	67.9	60.4
2017 year-and-a-day new commitments	100	2,209
As percent of all new commitments	7.5%	8.0%
Circuit share of all year-and-a-day new commitments	4.5%	NA

Registered Sex Offenders	17th Judicial Circuit	Florida
Offenders	941	26,937
Predators	101	3,827
Total	1,042	30,764
Circuit share of registered sex offenders and predators	3.4%	NA
Registered sex offenders and predators per 100,000 population	55.6	150.2


DOC Incarcerated Inmates by Circuit of Commitment	17th Judicial Circuit	Florida
June 30, 2017	7,133	97,794
Incarceration rate (inmates per 100,000 circuit population)	380.6	477.4
Circuit rank	17	NA

Circuit Demographics	17th Judicial Circuit	Florida
Official 4/1/17 Estimate of population	1,873,970	20,484,142
Population change 2010-17	125,904	1,682,810
% change from 2010 to 2017	7.2%	9.0%
Persons per square mile	1,549	382

DOC Community Supervision	17th Judicial Circuit	Florida
FY 2016-17 admissions by circuit of conviction	6,654	79,817
Circuit share of all supervision admissions	8.3%	NA
June 30, 2017 supervised population	13,455	136,035
Circuit share of supervised population	9.9%	NA

Prepared by
 Florida Legislature
 Office of Economic and Demographic Research
 111 W. Madison Street, Suite 574
 Tallahassee, FL 32399-6588

(850) 487-1402 <http://edr.state.fl.us>

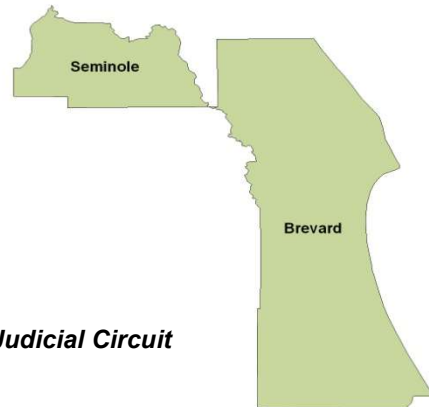


August 2018

18th Judicial Circuit

Florida's 10th most populous circuit
with 5.0% of Florida's population

Crime			New Commitments to Prison		
	18th Judicial Circuit	Florida		18th Judicial Circuit	Florida
Crime rate (index crimes per 100,000 population)					
2016	2,911.3	3,181.4	2016	1,232	28,404
2017	2,701.9	2,989.5	2017	1,430	27,579
2017 rank in state	11	NA	% change from 2016 to 2017	16.1%	-2.9%
% change from 2016 to 2017	-7.2%	-6.0%	2017 rank in state	9	NA
Violent crimes			Circuit share of new commitments	5.2%	NA
2016	4,565	88,501	% of new commitments who are female	15.4%	12.9%
2017	4,204	85,558			
Circuit share of violent crimes	5.1%	NA			
Violent crime rate (violent crimes per 100,000 population)					
2016	448.4	439.2			
2017	408.2	417.7			
2017 rank in state	8	NA			
% change from 2016 to 2017	-9.0%	-4.9%			
Felony Filings			2017 New Commitments by Offense Category		
	18th Judicial Circuit	Florida		18th Judicial Circuit	Florida
FY 2016-17 Total Filings(defendants)	8,989	171,340	Murder/manslaughter	32	932
Violent crimes	206	4,494	Sexual/lewd behavior	79	1,565
Other crimes against persons	1,486	30,066	Robbery	61	1,609
Crimes against property	4,871	87,480	Other violent	234	4,402
Drug Crimes	2,426	49,300	Burglary	244	4,180
			Property theft/fraud	308	4,374
			Drugs	266	6,372
			Weapons	85	1,814
			Other	121	2,332
Change from prior FY			Change in New Commitments from 2016		
	18th Judicial Circuit	Florida		18th Judicial Circuit	Florida
Total Filings	6.0%	-0.2%	Murder/manslaughter	-8.7%	-8.0%
Violent crimes	30.4%	7.6%	Sexual/lewd behavior	12.5%	-3.5%
Other crimes against persons	0.5%	-0.8%	Robbery	0.5%	-10.7%
Crimes against property	-1.6%	-2.4%	Other violent	26.0%	2.6%
Drug Crimes	28.1%	3.6%	Burglary	20.8%	-6.9%
			Property theft/fraud	26.9%	-6.3%
			Drugs	11.5%	-0.7%
			Weapons	4.3%	1.3%
			Other	5.0%	0.6%
Total charges FY 2016-17	19,979	370,897			
Number of charges per defendant	2.2	2.2			
Juvenile Delinquency					
	18th Judicial Circuit	Florida			
FY 2016-17 juvenile delinquency complaints filed	3,382	55,048			
Per 100,000 juveniles 10-17	3,535.8	2,923.0			
Juveniles direct filed to adult court	54	1,467			
Circuit share of juveniles direct filed	3.7%	NA			



18th Judicial Circuit

Drug New Commitments	18th Judicial Circuit	Florida
Drug new commitments as % of all new commitments		
2016	19.4%	22.6%
2017	18.6%	23.1%
County share of all drug new commitments--2017	4.2%	NA
As percent of drug new commitments--2017		
Drug trafficking	20.6%	19.7%
Drug manufacture/sale/purchase	34.0%	45.0%
Drug possession/other	45.5%	35.3%

Department of Corrections Facilities	18th Judicial Circuit	Florida
DOC facilities--6/30/17	1	148
DOC inmates--6/30/17	80	97,794
% of DOC inmates in circuit	0.1%	NA

Sentence Length of New Commitments	18th Judicial Circuit	Florida
Average sentence length (months)		
2016	57.4	63.3
2017	53.9	60.4
2017 year-and-a-day new commitments	83	2,209
As percent of all new commitments	5.8%	8.0%
Circuit share of all year-and-a-day new commitments	3.8%	NA

County Detention Facilities	18th Judicial Circuit	Florida
Average daily population		
June 2017	2,440	53,218
Jail capacity in circuit		
June 2017	NA	NA

Registered Sex Offenders	18th Judicial Circuit	Florida
Offenders	1,338	26,937
Predators	158	3,827
Total	1,496	30,764
Circuit share of registered sex offenders and predators	4.9%	NA
Registered sex offenders and predators per 100,000 population	145.2	150.2


DOC Incarcerated Inmates by Circuit of Commitment	18th Judicial Circuit	Florida
June 30, 2017	4,448	97,794
Incarceration rate (inmates per 100,000 circuit population)	431.9	477.4
Circuit rank	15	NA

Circuit Demographics	18th Judicial Circuit	Florida
Official 4/1/17 Estimate of population	1,029,968	20,484,142
Population change 2010-17	63,874	1,682,810
% change from 2010 to 2017	6.6%	9.0%
Persons per square mile	777	382

DOC Community Supervision	18th Judicial Circuit	Florida
FY 2016-17 admissions by circuit of conviction	4,668	79,817
Circuit share of all supervision admissions	5.8%	NA
June 30, 2017 supervised population	6,786	136,035
Circuit share of supervised population	5.0%	NA

Prepared by
 Florida Legislature
 Office of Economic and Demographic Research
 111 W. Madison Street, Suite 574
 Tallahassee, FL 32399-6588

(850) 487-1402 <http://edr.state.fl.us>



August 2018

19th Judicial Circuit

Florida's 15th most populous circuit
with 3.1% of Florida's population

Crime			New Commitments to Prison		
	19th Judicial Circuit	Florida		19th Judicial Circuit	Florida
Crime rate (index crimes per 100,000 population)					
2016	2,197.5	3,181.4	2016	1,363	28,404
2017	2,150.9	2,989.5	2017	1,236	27,579
2017 rank in state	17	NA	% change from 2016 to 2017	-9.3%	-2.9%
% change from 2016 to 2017	-2.1%	-6.0%	2017 rank in state	13	NA
Violent crimes			Circuit share of new commitments	4.5%	NA
2016	1,697	88,501	% of new commitments who are female	15.3%	12.9%
2017	1,699	85,558			
Circuit share of violent crimes	2.0%	NA			
Violent crime rate (violent crimes per 100,000 population)					
2016	269.0	439.2			
2017	265.2	417.7			
2017 rank in state	19	NA			
% change from 2016 to 2017	-1.4%	-4.9%			
Felony Filings			2017 New Commitments by Offense Category		
	19th Judicial Circuit	Florida		19th Judicial Circuit	Florida
FY 2016-17 Total Filings(defendants)	5,318	171,340	Murder/manslaughter	15	932
Violent crimes	131	4,494	Sexual/lewd behavior	72	1,565
Other crimes against persons	841	30,066	Robbery	36	1,609
Crimes against property	2,543	87,480	Other violent	173	4,402
Drug Crimes	1,803	49,300	Burglary	150	4,180
			Property theft/fraud	251	4,374
			Drugs	323	6,372
			Weapons	75	1,814
			Other	142	2,332
Change from prior FY			Change in New Commitments from 2016		
	19th Judicial Circuit	Florida		19th Judicial Circuit	Florida
Total Filings	-4.1%	-0.2%	Murder/manslaughter	-58.6%	-8.0%
Violent crimes	-12.7%	7.6%	Sexual/lewd behavior	34.0%	-3.5%
Other crimes against persons	3.7%	-0.8%	Robbery	-2.4%	-10.7%
Crimes against property	-8.1%	-2.4%	Other violent	3.0%	2.6%
Drug Crimes	-0.9%	3.6%	Burglary	-17.0%	-6.9%
			Property theft/fraud	-17.8%	-6.3%
			Drugs	-6.3%	-0.7%
			Weapons	-2.3%	1.3%
			Other	-11.9%	0.6%
Total charges FY 2016-17	14,137	370,897			
Number of charges per defendant	2.7	2.2			
Juvenile Delinquency					
	19th Judicial Circuit	Florida			
FY 2016-17 juvenile delinquency complaints filed	1,923	55,048			
Per 100,000 juveniles 10-17	3,400.2	2,923.0			
Juveniles direct filed to adult court	80	1,467			
Circuit share of juveniles direct filed	5.5%	NA			



19th Judicial Circuit

Drug New Commitments	19th Judicial Circuit	Florida
Drug new commitments as % of all new commitments		
2016	25.3%	22.6%
2017	26.1%	23.1%
County share of all drug new commitments--2017	5.1%	NA
As percent of drug new commitments--2017		
Drug trafficking	10.7%	19.7%
Drug manufacture/sale/purchase	56.7%	45.0%
Drug possession/other	32.6%	35.3%

Department of Corrections Facilities	19th Judicial Circuit	Florida
DOC facilities--6/30/17	5	148
DOC inmates--6/30/17	3,987	97,794
% of DOC inmates in circuit	4.1%	NA

County Detention Facilities	19th Judicial Circuit	Florida
Average daily population		
June 2017	2,494	53,218
Jail capacity in circuit		
June 2017	NA	NA


Sentence Length of New Commitments	19th Judicial Circuit	Florida
Average sentence length (months)		
2016	65.0	63.3
2017	61.6	60.4
2017 year-and-a-day new commitments	47	2,209
As percent of all new commitments	3.8%	8.0%
Circuit share of all year-and-a-day new commitments	2.1%	NA

Registered Sex Offenders	19th Judicial Circuit	Florida
Offenders	882	26,937
Predators	71	3,827
Total	953	30,764
Circuit share of registered sex offenders and predators	3.1%	NA
Registered sex offenders and predators per 100,000 population	148.7	150.2

DOC Incarcerated Inmates by Circuit of Commitment	19th Judicial Circuit	Florida
June 30, 2017	4,352	97,794
Incarceration rate (inmates per 100,000 circuit population)	679.2	477.4
Circuit rank	7	NA

Circuit Demographics	19th Judicial Circuit	Florida
Official 4/1/17 Estimate of population	640,758	20,484,142
Population change 2010-17	38,627	1,682,810
% change from 2010 to 2017	6.4%	9.0%
Persons per square mile	268	382

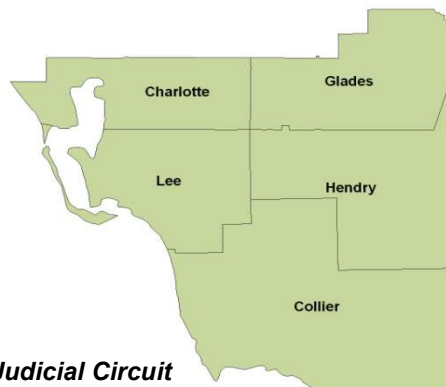
DOC Community Supervision	19th Judicial Circuit	Florida
FY 2016-17 admissions by circuit of conviction	2,476	79,817
Circuit share of all supervision admissions	3.1%	NA
June 30, 2017 supervised population	4,164	136,035
Circuit share of supervised population	3.1%	NA

Prepared by	
Florida Legislature	
Office of Economic and Demographic Research	
111 W. Madison Street, Suite 574 Tallahassee, FL 32399-6588	
(850) 487-1402	
http://edr.state.fl.us	
August 2018	

20th Judicial Circuit

Florida's 7th most populous circuit
with 6.3% of Florida's population

Crime			New Commitments to Prison		
	20th Judicial Circuit	Florida		20th Judicial Circuit	Florida
Crime rate (index crimes per 100,000 population)					
2016	1,911.6	3,181.4	2016	1,500	28,404
2017	1,796.3	2,989.5	2017	1,304	27,579
2017 rank in state	19	NA	% change from 2016 to 2017	-13.1%	-2.9%
% change from 2016 to 2017	-6.0%	-6.0%	2017 rank in state	11	NA
Violent crimes			Circuit share of new commitments	4.7%	NA
2016	4,098	88,501	% of new commitments who are female	14.9%	12.9%
2017	3,869	85,558			
Circuit share of violent crimes	4.7%	NA			
Violent crime rate (violent crimes per 100,000 population)					
2016	327.2	439.2			
2017	302.1	417.7			
2017 rank in state	16	NA			
% change from 2016 to 2017	-7.7%	-4.9%			
Felony Filings			2017 New Commitments by Offense Category		
	20th Judicial Circuit	Florida		20th Judicial Circuit	Florida
FY 2016-17 Total Filings(defendants)	7,586	171,340	Murder/manslaughter	40	932
Violent crimes	202	4,494	Sexual/lewd behavior	102	1,565
Other crimes against persons	984	30,066	Robbery	70	1,609
Crimes against property	4,012	87,480	Other violent	184	4,402
Drug Crimes	2,388	49,300	Burglary	188	4,180
Change from prior FY			Property theft/fraud	219	4,374
Total Filings	-6.7%	-0.2%	Drugs	309	6,372
Violent crimes	3.6%	7.6%	Weapons	69	1,814
Other crimes against persons	-11.7%	-0.8%	Other	121	2,332
Crimes against property	-3.3%	-2.4%			
Drug Crimes	-10.8%	3.6%			
Total charges FY 2016-17	15,272	370,897			
Number of charges per defendant	2.0	2.2			
Juvenile Delinquency			Change in New Commitments from 2016		
	20th Judicial Circuit	Florida		20th Judicial Circuit	Florida
FY 2016-17 juvenile delinquency complaints filed	3,180	55,048	Murder/manslaughter	-13.2%	-8.0%
Per 100,000 juveniles 10-17	2,997.4	2,923.0	Sexual/lewd behavior	3.7%	-3.5%
Juveniles direct filed to adult court	21	1,467	Robbery	-42.5%	-10.7%
Circuit share of juveniles direct filed	1.4%	NA	Other violent	-8.9%	2.6%
			Burglary	-14.8%	-6.9%
			Property theft/fraud	-10.3%	-6.3%
			Drugs	-19.7%	-0.7%
			Weapons	-11.6%	1.3%
			Other	19.1%	0.6%



20th Judicial Circuit

Drug New Commitments	20th Judicial Circuit	Florida
Drug new commitments as % of all new commitments		
2016	25.7%	22.6%
2017	23.7%	23.1%
County share of all drug new commitments--2017	4.9%	NA
As percent of drug new commitments--2017		
Drug trafficking	21.1%	19.7%
Drug manufacture/sale/purchase	54.4%	45.0%
Drug possession/other	24.5%	35.3%

Department of Corrections Facilities	20th Judicial Circuit	Florida
DOC facilities--6/30/17	3	148
DOC inmates--6/30/17	2,391	97,794
% of DOC inmates in circuit	2.4%	NA

County Detention Facilities	20th Judicial Circuit	Florida
Average daily population		
June 2017	3,229	53,218
Jail capacity in circuit		
June 2017	NA	NA


Sentence Length of New Commitments	20th Judicial Circuit	Florida
Average sentence length (months)		
2016	66.6	63.3
2017	64.0	60.4
2017 year-and-a-day new commitments	16	2,209
As percent of all new commitments	1.2%	8.0%
Circuit share of all year-and-a-day new commitments	0.7%	NA

Registered Sex Offenders	20th Judicial Circuit	Florida
Offenders	1,275	26,937
Predators	150	3,827
Total	1,425	30,764
Circuit share of registered sex offenders and predators	4.7%	NA
Registered sex offenders and predators per 100,000 population	111.3	150.2

DOC Incarcerated Inmates by Circuit of Commitment	20th Judicial Circuit	Florida
June 30, 2017	4,682	97,794
Incarceration rate (inmates per 100,000 circuit population)	365.6	477.4
Circuit rank	18	NA

Circuit Demographics	20th Judicial Circuit	Florida
Official 4/1/17 Estimate of population	1,280,802	20,484,142
Population change 2010-17	128,526	1,682,810
% change from 2010 to 2017	11.2%	9.0%
Persons per square mile	236	382

DOC Community Supervision	20th Judicial Circuit	Florida
FY 2016-17 admissions by circuit of conviction	4,764	79,817
Circuit share of all supervision admissions	6.0%	NA
June 30, 2017 supervised population	6,750	136,035
Circuit share of supervised population	5.0%	NA

Prepared by	
Florida Legislature	
Office of Economic and Demographic Research	
111 W. Madison Street, Suite 574 Tallahassee, FL 32399-6588	
(850) 487-1402	
http://edr.state.fl.us	
August 2018	